

Beagle Bros Bulletin

Volume 0, Number 2

Established \$7BC

December 1982

Announcing Five New Beagle Disks

The Beagle Building has really been jumping— We have shipped five new disks out to dealers in November. Two new programmers have joined us too, and we are sure you will benefit from and enjoy their efforts—

ProntoDos was written in Kansas City, of all places, by new Beagle Bros programmer, Tom Weishaar. This update to Apple's (in)famous DOS 3.3 is both fast (triple speed!) and friendly (compatible with almost everything). MORE DISK SPACE too; you'll learn more if you look over there (👉)

Frame-Up is Tom's nifty graphics presentation utility. It's just as fast as ProntoDos and really packed with features, including a copyable Display Module that lets you send entire Apple presentations on disk to your associates or home to Mom. See page 3.

Flex Text is a machine-language wonder by new Beagler Mark Simonsen of Phoenix. It lets you create hi-res text screen layouts of normal, expanded and compressed characters using good old Applesoft commands. That's up to 70 columns of text on your Apple screen! Check out page 3.

Beagle Bag is a collection of 12 of Bert Kersey's Apple games and a brand new disk utility, SOMEHOW fit onto one 5 1/4" disk. Say hello to our dog Sophie, the only real Beagle around here, on page 7.

Typefaces arrives, by popular demand, as a companion disk to our Apple Mechanic's Xtyper and Hi-Writer programs. Bert Kersey sat up for 255 straight nights creating fonts for this disk. When asked for comment, he repeatedly replied, "Etaonrishdlf, etaonrishdlf!" More on page 2.

Updates and notes regarding other Beagle Bros disks can be found on page 5. As usual, we've included a few Apple tips & tricks too; enjoy yourself!

PRONTO DOS HIGH-SPEED DISK UTILITY by Tom Weishaar **New!**

ProntoDos is FAST! This comparison with normal DOS speaks for itself—

Function	Normal	Pronto
Load a hi-res image	10 sec.	3 sec.
Beave a hi-res image	12 sec.	6 sec.
Load a 60-sector program	16 sec.	4 sec.
Save a 60-sector program	24 sec.	9 sec.
Load INT to language card	13 sec.	4 sec.
Text files	(no change)	

Not only that, you get **15 extra sectors** of Disk Space (almost a full track)! To speed up your Apple, just boot ProntoDos or any disk you have updated with ProntoDos. You can update new disks by booting ProntoDos and using the normal INIT command. ProntoDos is compatible with **ALL** DOS commands and performs normally (but fast!) with almost ALL programs (Apple Writer, CopyA, Fid... just to name a few).

ProntoDos **\$29.50**
Unlocked. Includes Peeks & Pokes Chart. DOS 3.3.
48K minimum. Applesoft ROM required.



THE World's Fastest Basic Sorter:

In our 2nd Bulletin (#1), we dug up an innocent little alphabetizer program written around the turn of the century. We thought it worked just fine, and it was a heck of a lot faster than Uncle Louie's "Snail Sort" routine which, at press time... was still running.

Then we made the mistake of challenging all of you hot-shot programmers to write a faster sorter. Was ours REALLY the fastest? No... but it did finish about 4096th.

Almost everyone came up with a new improved version that would sort 50 words in around 8 seconds. This presented a real problem to the B.B.Bulletin staff, who wanted to print THE winning entry...

But then along came Andrew Zaslow of Westport, Ct., who saved the day with this FIVE SECOND sorter. Type "Run", and stand back!

A-Z SORTER:

```

10 N = 50: REM NUMBER OF WORDS
20 DIM A$(N)
30 HOME : INVERSE : PRINT " "; N;
  " RANDOM WORDS " : NORMAL
40 FOR I = 1 TO N: FOR J = 1 TO
  5 : INT ( RND ( 1 ) * 5 ) : A$( I
  ) = A$( I ) + CHR$( INT ( RND
  ( 1 ) * 26 ) + 65 ) : NEXT J : PRINT
  I; " "; A$( I ) : NEXT I
50 PRINT : INVERSE : PRINT " SOR
  TED LIST " : NORMAL
60 DIM B$(N):DIM A(26):DIM B(N)
70 FOR X = 1 TO N:B(X) = ASC ( A
  $(X) ) - 64:A(B(X)) = A(B(X))
  + 1: NEXT X
80 Y = 1: FOR X = 1 TO 26:E = Y:Y
  = Y + A(X):A(X) = E: NEXT X
90 FOR X = 1 TO N:Y = A(B(X))
100 IF B*(Y) = "" THEN B*(Y) = A
  $(X): NEXT X: GOTO 500
110 IF B*(Y) > A*(X) THEN T# = B
  *(Y):B*(Y) = A*(X):A*(X)=T#
120 Y = Y + 1: GOTO 100
500 FOR X = 1 TO N: PRINT X; ". ";
  B*(X): NEXT X
    
```

Very clever, right? Andrew is a senior in high school and is looking for a job next year as a programmer. If you have any leads, drop us a line.

Contents:

- Apple Tips & Info 5-6
- Ask Uncle Louie 6
- Beagle Bros Utilities .. 2-4
- Beagle Bag 7
- Interview 7
- Order Form 5
- Free Cash 9

ALPHA PLOT

HI-RES GRAPHICS/TEXT UTILITY
by Bert Kersey & Jack Cassidy

TYPE A PICTURE: With Alpha Plot's easy-to-use keyboard plotting system (paddles optional), you can quickly create images on the screen, plotting in any hi-res color or REVERSE

(the background opposite at any point). Color MIXES too. Lines, circles, ellipses and boxes (outlined or filled with color) may be plotted with one or two keystrokes. All pictures may be saved to or loaded from disk at any time.

HI-RES TEXT:

Alpha Plot lets you type upper and lower case directly onto the hi-res screen in four sizes, from normal to giant; no hardware required, no dependence on htabs and vtabs. Type color titles and labels, even SIDEWAYS if you want, an effective feature for graphs.

Alpha Plot's **proportionally-spaced type** gives a professional look to your presentations. People DO notice the difference.

TRACEABLE, ERASABLE LINES:

Alpha Plot's optional Rubber-Band Cursor projects a line between two points so you can make visual adjustments before you draw. "Reverse" lines may also be drawn and then, if you want, be completely erased without disturbing background details.

TWO PAGES/TWO DRAWINGS:

You can work on and compare two hi-res drawings at once. Hi-res pages can be instantly switched in memory, putting Page One's image onto Page Two and vice versa.

IMAGE MANIPULATORS:

Two drawings may be superimposed in four different ways (opaque, transparent, etc.). Any rectangular segment of a hi-res drawing can be MOVED to any location on either hi-res page. You can, for example, center finished images on the screen, or imprint your logo or name on all of your hi-res pictures.

An instant Negative of any section of the screen is a useful feature. Hi-res images can even be converted to LO-RES and back!

MORE PICTURES PER DISK:

With Alpha Plot's SCRUNCH routine, you can save any hi-res image in as little as one-third the normal disk space (11 sectors, for example, instead of the normal 34), depending on the complexity of the image.

HI-RES TIPS:

With Alpha Plot, you will receive a 40-page documentation book, which includes a new collection of Apple Tips— shape table hints, animation experiments, a collision graphics demo, and hi-res program listings, all designed to help you make the most of your Apple's amazing graphics capabilities.

Alpha Plot \$39⁵⁰

Unlocked. Includes Apple Tip Book #4 (40 pages including documentation) and Peeks & Pokes Chart. DOS 3.3. 48K minimum. Applesoft ROM required.

APPLE MECHANIC

SHAPE EDITOR/BYTE ZAP DISK
by Bert Kersey


Apple Mechanic's functions range from from Animation to computer music to disk Zapping. Combined with our 60-page documentation/Tip Book, this is one of the best software bargains anywhere.



SHAPE TABLE EDITOR

Shape tables are excellent animation tools used in a variety of applications, from games to animated titles, charts and graphic presentations. Apple Mechanic's Shape Editor makes shape construction a snap. You plot your drawing from the keyboard as it is simultaneously displayed in same-size and enlarged forms on the hi-res screen. The shape is converted into data and inserted into a shape table. The hassle is gone and your creativity is released (that's what computers are FOR, right?).

The Shape Editor's keyboard-plotting system is simple and fast. A correcting feature lets you erase by "backspacing" over your in-progress drawing. Any shape you don't like may be redrawn. A shape may be "pre-plotted" on the screen and then traced with slight changes for animation purposes.



Projected Population, 1985

LISTABLE DEMOS

The Apple Mechanic disk features three Demo Programs that teach a ton about using shape tables and hi-res from your Applesoft programs. The documentation gives you a complete rundown of Apple's hi-res and shape table commands, including several not covered in your Applesoft manual. Tip Book #5, part of the documentation, has tips on "More Room for Hi-Res Programs", "Hi-Res Flix", "560-Plot Hi-Res", etc. and etc.

CHARACTER EDITOR

Apple Mechanic lets you create and edit hi-res "shape fonts" which may be typed directly on the screen or called to the screen from your Applesoft programs. Six 96-character fonts are included. The benefits of Shape Fonts are many— PROPORTIONAL SPACING (more characters per line, easier to read), fast printing speed, no vtab/htab restrictions (characters may be placed ANYWHERE, rotated if you want), and the ability to "xdraw" words over multi-colored backgrounds.



TYPEFACES ^{New!}

26 FONTS FOR APPLE MECHANIC
by Bert Kersey

Here are more hi-res fonts for Apple Mechanic's Xtyper and Hi-Writer programs— 26 of them, both large and small, all proportionally-spaced and positionable anywhere on either hi-res screen. Most are full 96-character fonts, many with special graphic characters. Each character (from "!" to "□") of every font (from "Ace" to "Zooloo") is editable with Apple Mechanic's Font Editor.

FONT SAMPLES (26 total on the disk)



PLUS: Our useful **BEAGLE MENU** utility, described on page 7, is on the Typefaces disk too! It could become the most-used program in your Apple library.

Typefaces \$20⁰⁰

Unlocked. Includes Peeks & Pokes Chart. Apple Mechanic disk and 48K minimum required. Beagle Menu works with normal DOS 3.3 disks or ProntoDos.

BYTE ZAP ^(on the Apple Mechanic disk)

Byte Zap is a disk inspector utility that lets you rewrite any byte on a disk. Sectors may be displayed on the screen in their entirety in one of five formats. You can cursor-cruise through each sector with bytes simultaneously translated into hex, decimal AND ascii equivalents.

You may change any byte on a disk by entering a hex or decimal number or ascii character (including flash, inverse, normal, control and lower case).

Many pages of tips are included for performing disk alterations such as— Restoring deleted files, Modifying DOS, Inserting headings in catalogs, Renaming files illegally, Making file names invisible, Changing greeting program names, Changing disk volume headings, Changing DOS commands & error messages...

Other "Disk Zap" programs on the market cannot compare with Byte Zap in terms of ease-of-use, educational value and price!

Apple Mechanic . \$29⁵⁰

Unlocked. Includes Apple Tip Book #5 (60 pages including documentation) and Peeks & Pokes Chart. DOS 3.3. 48K minimum. Applesoft ROM required.

All Graphics on this page were created with Alpha Plot and Apple Mechanic programs and dumped to printer (printer-dump software NOT included; see ZOOM GRAPHX, page 4).

DOS BOSS

DISK COMMAND EDITOR

by Bert Kersey
& Jack Cassidy



Dos Boss is a classic disk that you will use & enjoy. Apple users around the world are

using Dos Boss to customize their systems and truly personalize their computers.

RENAME COMMANDS

For example, change "Catalog" to "Menu" or even "M" to save keystrokes. Or change "Save" to "Keep", or "Load" to "Rabbit", to protect programs. Use your imagination; only you will know YOUR commands.


To make a change, simply run Dos Boss, select the command you want changed (say "Catalog"), then enter your new command word (say "Cat"), and that's it! Other DOS changes are made with equal ease—

RENAME ERROR MESSAGES

Syntax Error can be renamed "Cannot Compute" or "Try Again!"; or Disk Full can be "(Burp!"; anything you want!

SAVE-PROTECT PROGRAMS

By manipulating DOS, you can make any unauthorized attempt to save one of your programs halt and produce a "Not Copyable (beep!)" message. Easy-to-follow instructions, a strong Dos Boss feature, are included.

 Dos Boss's change features may be appended to any or all of your programs, so that anyone using your disks (booted or not) on any Apple will be formatting DOS the way YOU designed it.

1-KEY PROGRAM SELECTION

Dos Boss's Key-Cat feature simplifies Apple program selection. A single letter will appear next to each file name in your catalog. Pressing the corresponding key will run, brun or exec the chosen program for you automatically. Key-Cat operates with any length of catalog and will report Space-On-Disk at the touch of a key.

CUSTOMIZED CATALOGS

Why not replace Apple's unnecessary Disk Volume heading with your own disk number, title or name? You can with Dos Boss! Include or omit the volume number.

Convert long catalogs to 2 or 4 columns so that all of your file names can appear on the screen at once. Omit or alter sector numbers and language codes too.

PLUS THE DOS BOSS BOOK

Beagle Bros is big on documentation; with Dos Boss you will receive complete Dos Boss instructions, clearly-written from a beginner's viewpoint, plus an easy-to-understand discussion of how and why each Dos Boss feature works. Suggestions for creatively using each feature are included as well. There's more too— Tips on using both sides of your disks, maintaining your drives, sorting words, poking around in DOS, storing disks, 3.3 vs. 3.2, and more!

Dos Boss \$24⁰⁰

Unlocked. Includes Dos Boss Book, Apple Tip Book #2 and Peeks & Pokes Chart. DOS 3.3. 32K minimum. Applesoft ROM required.

FLEX TEXT

70-COLUMN TEXT UTILITY

by Mark Simonsen

New!

FLEX TEXT is Mark Simonsen's unique new utility that lets you print variable-width text or special characters on both of Apple's hi-res screens and...

H PLOT ON THE TEXT SCREEN?

Our favorite feature is that you can Hplot and Print on the SAME SCREEN with no extra commands. With Flex Text booted, it's as simple as—

```
10 VTAB 1: HTAB 20: PRINT "WORDS"  
20 H PLOT 0, 10 TO 279, 10
```

Line 10 prints "words" on the hi-res screen (looking exactly like the text screen). Line 20 draws a hi-res line right under the word. It's exactly like being able to draw in hi-res on the text screen!

CHARACTER-WIDTH CONTROL

You know how you can make a dot-matrix printer print in compressed and expanded letters? Well, you can produce the same effect on your Apple monitor with Flex Text— Display characters in the normal 40-column format, or produce 20-column expanded or 56- and 70-COLUMN CONDENSED characters. That's 7/8ths of an 80-column board without ANY hardware!

Flex Text is compatible with Apple's DOS TOOL KIT® fonts.

Just enter the name(s) of the fonts you want in the Flex Text boot-up program and run. Now you can print, list and even catalog in Apple's fancy typefaces, switching between as many as NINE of them with simple control-character commands.

NORMAL COMMANDS

Flex Text understands normal Applesoft Basic commands, including Home, Inverse, Normal, Vtab 1-24 and, get this—

```
HTAB 1 THROUGH 70!
```

It also supports text window pokes and scrolling, so you can program as you normally would, but with the ability to ADD TEXT TO GRAPHICS, or graphics to text! You can even run your existing programs using Flex Text's features! (Some larger programs may over-write the hi-res screen. Complete instructions are included for getting around this problem.)

AN ENDLESS CAST OF CHARACTERS

UPPER & LOWER CASE may be typed from the keyboard in ANY WIDTH without hardware. Every keyboard character may be redefined as any symbol you like with a custom TEXT CHARACTER EDITOR.

G.P.L.E.® COMPATIBILITY

We STILL highly recommend Neil Konzen's Global Program Line Editor® (or P.L.E.®) for the editing of Applesoft program lines. You'll be happy to know that Flex Text is completely compatible with all of P.L.E.'s and G.P.L.E.'s amazing features.

Flex Text \$29⁵⁰


Unlocked. Includes Peeks & Pokes Chart. DOS 3.3. 48K minimum. Applesoft ROM required. 70-column text requires a monitor (not a tv) for best results.

FRAME-UP

GRAPHICS DISPLAY UTILITY

by Tom Weishaar

New!



FRAME-UP is Tom Weishaar's high-speed Apple "slide projector" utility that lets you create professional displays of intermixed hi-res, lo-res and text frames on any Apple.

HI-SPEED HI-RES

Frame-Up is easy-to-use and above-all FAST, allowing you to load hi-res pictures from disk to the screen in just 2½-seconds! Text and lo-res frames load even faster, providing you with new animation possibilities.

NEXT SLIDE PLEASE...

You may use the Apple keyboard or paddles (or joystick) to change frames in forward or reverse order, skipping images if you want. OR presentations may be left UNATTENDED, with each frame individually timed to appear and remain on the screen from 1 to 99 seconds, as you choose. The order and timing of your graphics and text images may be easily (and instantly) be arranged and re-arranged until you like what you see.

MAKE YOUR OWN SLIDES

Frame-Up includes a sophisticated TEXT SCREEN EDITOR that lets you create black-and-white text frames as part of your show. You can even add type "live" on the screen during your presentations. Note: Frame-Up does NOT include software for creating Hi- or Lo-Res graphics. See Alpha Plot, page 2.

MORE SLIDES PER DISK

Up to 17 hi-res or 136 lo-res/text pages may be stored per disk. By supporting two drives, Frame-Up lets you DOUBLE these figures without touching a disk!

HI MOM!

Frame-Up includes a DISPLAY MODULE which may be copied and distributed to your associates, or mailed home to Mom, so they can run your display, as you designed it, on their Apple or ANY Apple!

EASY TO USE

Frame-Up features one-key commands, a bi-directional scrolling catalog, on-screen menus and a handy keyboard reference chart, which all work together to make Frame-Up simple to operate.

FRAME-UP IS IDEAL

for store displays, presentations to the boss, club programs, trade show booths, product demos, promotions, seminars, conventions, classes, and, well, just plain showing off your Apple.

Frame-Up \$29⁵⁰

Unlocked. Includes Peeks & Pokes Chart. DOS 3.3. 48K minimum. Applesoft ROM required.

TIP DISK #1

100 TIP BOOK PROGRAMS

by Bert Kersey

Hey out there! Don't type in all of those programs from the Beagle Bros Tip Books! Here they are; typed for you, tested and ready to run; 100 PROGRAMS FROM TIP BOOKS 1, 2, 3 and 4. Many are useful; a few are useless; ALL are interesting, listable and copyable. And each program teaches another elusive fact about making your Apple do another one of its things. There are 100 programs total, including fascinating Two-Liners from all over the world (and elsewhere). The Tip Disk is available at your Apple dealer NOW.

Free Command Chart with each Tip Disk

As of right now, we are including a free Beagle Bros **Apple Command Chart** (\$2.50 value) with every Tip Disk. This 11x17 poster, a perfect companion to our Peeks & Pokes Chart, is an alphabetical listing of all 190 Applesoft, Integer and DOS commands and their functions, typeset and printed on one handy chart. You may have noticed that commands that appear in one Manual don't appear in another. With this chart, you can see ALL of Apple's keyboard commands at a glance and experiment with commands you maybe never knew existed.

Tip Disk #1 \$20.00

Unlocked. Includes Peeks & Pokes Chart and Apple Command Chart. DOS 3.3. 32K minimum.

Non-Beagle Disks!?

We don't make the disks below; we just recommend them, and sell them.



As a service to our customers, we offer the following utility disks for sale by mail. All complement our disks in one way or another and are best-sellers and good values.

Arcade Machine \$5.00

Create your own arcade games with state-of-the-art visuals and sound effects. No programming skills are required. (Broderbund)

Bag of Tricks \$4.00

Examine and edit raw disk data, reformat tracks and repair damaged disk catalogs. Very educational and highly-sophisticated. By the "Beneath Apple DOS" guys. (Quality)

G.P.L.E. \$65.00

The best program line editor for the Apple. Features programmable escape functions and Search & Replace. We couldn't program without it. (Synergistic)

Zoom Grafix \$40.00

Send Apple hi-res pictures to any graphics-compatible printer. Enlarging, cropping and rotating capabilities. (Phoenix)

UTILITY CITY

21 UTILITIES ON ONE DISK

by Bert Kersey

For your Big Apple— 21 useful, entertaining Apple utilities, programmed in the Beagle Bros style by Bert Kersey—

BIGLINER: Renumber program lines to 65535 making them inaccessible. Protect copyright messages or subroutines.

FILENAME ZAP: Create trick file names; inverse, flash or INVISIBLE; to make files inaccessible or dress up catalog displays.

SCREENWRITER*: Compose and format Apple text layouts (title pages, menus, displays, etc.) on your monitor. Type directly in inverse, flash, normal and upper/lower case. Words may be re-set centered or flush left or right. Move blocks of copy too. Dump finished layouts to printer or store on disk.

*No relation to On-Line Systems' SCREENWRITER II (an excellent word processor by the way).

MULTI-CAT: Send long catalogs to your printer or CRT in multiple columns (3, 4, 5...) and in any column-width (40, 60, 80...). Sector/file codes may be included or omitted.

TEXT DUMP: Transfers text screen to printer. Use alone or append to programs.

SORTFILE: Sort, store and update one-field lists on disk. Listable and customizable.

RUN COUNTER: Appended to programs to post on the screen the number of times the program has been run, each time it's run.

DATE COUNTER: Similar to Run Counter; reports the last DATE a program was run.

REM ZAP: Makes rem statements temporarily inverse in your program listings.

LINE SEARCH: Find program lines in memory for program repair or "illegal" alteration. Supports hex AND decimal.

KILL-CAT: Lets control-C (or any key you choose) make a clean break in a long catalog.

KEY-CAT: Select and run programs from catalog with one keystroke (no need to type file names). Instant Space-On-Disk too.

*Also on our DOS BOSS disk.

INT CONVERTER: Convert Integer programs to FP. Integer language required.

HEX/DEC/BIN CONVERTER: Convert from or to hex while current program stays intact. Reports pos/neg decimal and hex.

DOUBLE LOADER: Run any Applesoft file while your current program stays intact (no need to save, load and re-load).

CONNECT: Append programs or attach sub-routines to programs without retyping.

COMMAND ZAP: Put INVISIBLE functioning Applesoft commands into your listings (for program protection) and create attractive flush-left list headings.

CHR\$ POKER: Find locations and values for poking characters onto the screen.

BFIND: Reports the most-recently loaded binary file's start address and length in hex and decimal. An exec file; no need to re-load.

ADDRESS CHECKER: A "snooper" utility that helps you explore Apple's memory.

XLISTER: Convert a confusing-looking Applesoft listing into a set of clear step-by-step instructions. After loading your program, just type "Exec Xlister" to list all or part of a program. Each program statement is listed on a new line, properly spaced, and in the chosen column-width; every statement following an IF is called out; For-Next loops are indented ala Pascal. Program bugs have a way of surfacing in this new format, which is also useful for making archive printouts (with PAGE BREAKS) of your finished work.

Below is a demo program "Xlister" in 40 columns. Remember, you may select ANY column-width.

Notice the Features—

- a. Each program statement appears on a new line, thus unscrambling the listing.
- b. The asterisks indicate that a statement will be executed only if the preceding "IF" is true.
- c. Each For-Next loop is indented. The example is a nested loop showing double indentation.

NORMAL LISTING:

```

JLIST
10 REM UTILITY CITY "XLISTER" DE
MO
15 HGR : HOME : VTAB 23: HTAB 16
: PRINT "[ TEST J"
20 FOR X = 20 TO 279 STEP 20: FOR
Y = 20 TO 191 STEP 20: HCOLOR=
3: HPLLOT X,Y: IF X = Y THEN
F = 2: HPLLOT X - F,Y TO X +
F,Y: HPLLOT X,Y - F TO X,Y +
F
30 HCOLOR= 6: IF X = 100 OR Y =
100 THEN HPLLOT X - 10,Y - 1
0: HPLLOT X + 10,Y + 10
40 NEXT Y: VTAB 21: HTAB 1 + INT
(X / 7): PRINT INT (X / 20)
: " " : NEXT X: VTAB 23: HTAB
15: FLASH :PRINT "END": NORMAL
: PRINT " OF TEST": VTAB 1

```

XLISTING:

```

JEXEC XLISTER
-----
10 REM UTILITY CITY "XLISTER" DEMO
-----
15 HGR
: HOME
: VTAB 23
: HTAB 16
: PRINT "[ TEST J"
-----
20 FOR X = 20 TO 279 STEP 20
: FOR Y = 20 TO 191 STEP 20
: HCOLOR= 3
: HPLLOT X,Y
: IF X = Y THEN F = 2
* : HPLLOT X - F,Y TO X + F,Y
* : HPLLOT X,Y - F TO X,Y + F
-----
30 HCOLOR= 6
: IF X = 100 OR Y = 100 THEN
* : HPLLOT X - 10,Y - 10
* : HPLLOT X + 10,Y + 10
-----
40 NEXT Y
: VTAB 21
: HTAB 1 + INT (X / 7)
: PRINT INT (X / 20) " " :
: NEXT X
: VTAB 23
: HTAB 15
: FLASH
: PRINT "END":
: NORMAL
: PRINT " OF TEST"
: VTAB 1

```

Utility City \$29.50

Unlocked. Includes Apple Tip Book #3 (48 pages including documentation) and Peeks & Pokes Chart. DOS 3.3. 48K minimum. Applesoft ROM required.

Beagle Bros Disks

Buy Beagle Bros disks at your Apple dealer, OR buy directly from us by mail. Use this order form, or telephone our TOLL FREE Order Number (page 8).

A free Peeks & Pokes Chart comes with each disk listed. Sorry, we can't make Tip Book substitutions.

- ALPHA PLOT** \$39.50
Plus Apple Tip Book #4
- APPLE MECHANIC** \$29.50
Plus Apple Tip Book #5
- BEAGLE BAG** \$29.50
12 Games Plus Beagle Menu
- DOS BOSS** \$24.00
Plus Tip Book #2 & DOS Book
- FLEX TEXT** \$29.50
70-column Text Generator
- FRAME-UP** \$29.50
High-Speed Presentation Utility
- PRONTO DOS** \$29.50
High-Speed Disk Access Utility
- TIP DISK#1** \$20.00
100 Programs & Command Chart
- TYPEFACES** \$20.00
26 Shape-Fonts plus Beagle Menu
- UTILITY CITY** \$29.50
Plus Apple Tip Book #3

- _____ (see page 4)
- _____ (see page 4)

- Add me to your mailing list.
 - I'm already on your list.
- (If you've registered before or received ANYTHING from Beagle Bros by mail, you are on our list.)

Sub Total: _____
 +6% if California: _____
 Shipping: **\$1.50**
 (OVERSEAS, ADD \$4.00)
TOTAL: _____

NAME _____
 ADDRESS _____

 CITY _____
 STATE & ZIP _____



VISA/MCARD* _____
 EXPIRATION DATE _____
 SIGNATURE _____

Mail to:
BEAGLE BROS, Dept. F
4315 SIERRA VISTA
SAN DIEGO, CA 92103

All orders shipped IMMEDIATELY
 via First Class Mail.
 (COD orders go UPS; add \$3.)



Use this order form or a separate sheet, OR phone our Toll Free number (page 8).

B.Bros Disknotes

ALPHA PLOT updates are still available if you got an early protected (yuck) version. Mail us \$3 and your old disk.

DOS BOSS holds the record for disk-most-often-accidentally-INITIALIZED. If you mess up ANY Beagle Bros disk, mail it back to us and we'll mail you a new one same day, no charge.

GAME PACK purchasers may exchange any old Game Pack disk and a \$10-check for our brand new Beagle Bag disk (limited offer).

TIP DISK#1's Great-Trace-Mystery program had a b-u-g. If your copy's Line 40 has an "HLIN 0, 9 AT 19" in it, remove it, quick!

UTILITY CITY Notes...

Multi-Cat was giving some of you GRAPPLER-Interface users trouble (like it wouldn't work!). For a quick fix, change LINE 333— Replace the Rem statement with this command: PRINT CHR\$(9),"I"

Text Dump printouts may be centered on an 80-column printer page; just insert a PRINT SPC(20) right after the "FOR Y=1 TO 24" near the beginning of the program.


Xlister listings may be indented a few spaces, to make room for notes or binder holes. Load XLISTER.A, make the changes below and re-save (must be same name) before testing.

- Line-40: ADD a new program line:
40 IN=5: REM INDENTATION
- Line-220: CHANGE the LAST statement to read— SP=6+LOOP+IN
- Line-424: CHANGE the FIRST statement to read— SP=7+LOOP+IN:
- Line-425: ADD this beginning statement— PRINT SPC(IN):
- Line-1070: CHANGE the 5TH and 6TH statements to read— SW=VAL(SW\$)
-IN: IF SW\$="" THEN SW=80-IN:


We haven't thoroughly tested these patches, so let us know if you find any you-know-whats.

Lidfliptip

If you don't put your monitor on top of your Apple, try flipping your lid 180° like this—



The benefits are twofold— You get a nice tilted "reading rack" for a magazine or programming notes, and your Apple keeps its cool with added ventilation! It almost seems as if the Apple designers had this feature in mind!



Apple-only Mags

Here is a list of all the (big) Apple-Only Magazines we know. Take one or two home for a test-read, and subscribe and support the ones that fill your bill. And tell them Beagle Bros sent you.

- APPLE ORCHARD**
P.O. Box 1493, Beaverton, Or 97075
- CALL -A.P.P.L.E.**
304 Main Avenue S., Renton, Wa 98055
- HARDCORE**
P.O. Box 44549, Tacoma, Wa 98444
A FREE PLUG: A surprising number of Applers don't know about HARDCORE, and they should. It's big into how to copy-protect and backup disks, as well as writing and explaining all kinds of utilities. So far, a really GOOD magazine. —B.K.

- IN-CIDER**
Peterborough, NH 03458
- NIBBLE**
P.O. Box 325, Lincoln, Ma 01773
- PEELINGS**
P.O. Box 188, Las Cruces, NM 88004
- SOFTALK**
Box 60, North Hollywood, Ca 91603
Softalk is FREE for the first year, and just ahead of Nibble as being the biggest Apple-only Mag.

Peeks & Pokes

In case you're new around here, every Beagle Bros disk comes with a free 11 x 17 "Peeks, Pokes, Pointers & Calls" Reference Chart; a really nice collection of Apple's most-usable addresses and peeks & pokes, scrounged up from every source imaginable.

Pdls Cnctd?

If your program wants to know if a joystick or paddles are plugged in, have it do two quick peeks at the paddle-button locations, 49249 & 49250. IF both peeks are greater than 127, THEN no paddles are plugged in (or some Bozo is pressing both buttons).

Book of Lists

If you're looking for a way to store your listings and printouts made on tractor-feed computer paper, go to your stationery store and ask to see their "Nylon Post Binders". They are just what you need, but not many home users have discovered them.

Gosub Lister

Did you ever want to LIST a user-determined program line from within a program? Well, this one-line subroutine does the trick. The line number is actually poked into Line 60000 before the program gets there!

```
10 INPUT "LIST LINE #";N
20 GOSUB 60000
59999 END
60000 L = RIGHT$("0000" + STR$(N),5);L = PEEK(121) + PEEK(122) * 256 + 51; FOR J = 1 TO 5: POKE L + J, ASC(MID$(L * J, J, 1)); NEXT J; LIST 00000; RETURN
```



Page-2 Typer

Here's a program that lets you type on Apple's normal Page-1 AND the usually unusable Page-2 of text. Just to show the difference between the pages, Page-2 text will appear in inverse as you type. Shift-P (@) is used as a toggle between the two screens. Please expand this program into a full-blown word processor and get back to us within the week.

Note: Since this program re-runs itself (Line 100), SAVE it before you RUN.

```
100 IF PEEK(103) + PEEK(104)
    * 256 < > 3073 THEN POKE
    103,1; POKE 104,12; POKE 307
    2,0; PRINT CHR$(4); "RUN PA
    GE 2 TYPER"; REM OR NAME OF
    THIS PROGRAM
200 TEXT : HOME : INVERSE : PRINT
    "PAGE 2"; NORMAL : PRINT "
    (TYPE 'Q' TO SWITCH PAGES.)"
    ; FOR X = 1 TO 40: PRINT "-"
    ; NEXT X; REM HEADING
300 FOR I = 1 TO 17: POKE 511 +
    I, ASC(MID$("800<400.7FFM
    DB23B",I,1)) + 128; NEXT I; POKE
    72,0; CALL -144; REM CLEAR
    AND TITLE PAGE 2
400 PG = 1; VTAB 1; HTAB 1; PRINT
    "PAGE 1"; PRINT
500 GOSUB 700; GET A$: IF A$ = "
    @" THEN PG = PG + 1 - 2 * (P
    G = 2); POKE 49235 + PG,0; GOTO
    500; REM SCREEN SWITCH
600 PRINT A$; P = PEEK(SC) - 1
    28; POKE SC + 1024, P - 64 *
    (P > 63); GOTO 500; REM
    PRINT ON BOTH PAGES
700 RETURN ; V = PEEK(37) + 1; H
    = PEEK(36) + 1; SC = 128 *
    V + H - (984 * INT((V - 1)
    / 8)) + 895; POKE SC + 1024
    ,94; RETURN ; REM SC=SCREEN
    LOCATION / 94=PAGE-2 CURSOR
```



Beagle Bros
INDOOR SPORTS

PRINTED AT GOVERNMENT EXPENSE

Hi-Res Number Generator

In case you missed our 2-page ad in all of those computer magazines, there are a couple of Applesoft programs hidden amongst the hype. Here's one of them:

```
10 REM HI-RES NUMBER GENERATOR
20 SIZE=5: SCALE=SIZE: REM NUMBER-HEIGHT
30 HGR: HOME: POKE 232,0: POKE 233,3: ROT=0
40 FOR A=768 TO 830: READ B: POKE A, B: NEXT A
50 N=N+1: NS=STR$(N): X=99: Y=0
60 FOR A=1 TO LEN(NS): HCOLOR=0: DRAW 8 AT
    X, Y: HCOLOR=3: DRAW VAL(MID$(NS, A, 1))
    AT X, Y: X=X+SIZE+SIZE: NEXT A: GOTO 50
70 DATA 20,0,24,0,27,0,31,0,35,0,39,0,44,0,
    49,0,52,0,57,0,53,62,36,0,49,38,0,53,
    55,61,0,53,23,37,0
80 DATA 46,38,52,0,61,46,62,5,0,61,54,37,7,
    0,53,38,0,54,37,60,46,0,53,39,53,62,5,0
```

FP-Weirdness Dept.

Stowe Keller from Charlottesville, Va, phoned with some really useless information, and we can't wait to share it!

1234 GET A\$: RETURN

Don't run this program; instead type "GOSUB 1234" (return), then press any key. You will get a "?Syntax Error in 52". Why this unfair crash on a non-existent line number? Are you ready?— Because 52 is the ASCII-value of the 4TH-DIGIT of the line number! Try other numbers and see. Apparently this bug only "works" with four-digit line numbers (I warned you that this was useless information).

Another anonymous contribution: "PR#" is interpreted as a legal "PR#0" in immediate mode, but gets a ?Syntax Error in a program. Wait, stop, don't write! I don't CARE why!

We get tons of mail and we appreciate your input. Keep sending in your Apple tips and items of interest. We can't guarantee that you'll ever hear from us, but you never know.

Smith Brothers Revealed!!

In the previous bulletin, we asked for Smith Brothers Cough Drop boxes. PLEASE stop sending them in. Our lawyers (Legal Brothers) can now effectively defend our case. I think you will agree, our logo-men look NOTHING like these two wheezers—



Beagle Bros hereby WITHDRAWS its Around-the-World Trip-for-12 offer for each cough drop box mailed in.

Disk Protection

So you're writing a software program, and you're afraid everyone is going to copy it? Here are just a few ways to protect disks, in order of effectiveness:

1. Put off marketing your disk for a while longer. As long as you do, NO ONE will make bootleg copies. This method works best and is very popular.
2. Call A.L.F. (303-234-0871) in Denver. They will make copy-protected copies of your disks and charge you on a reasonable per-disk basis.
3. Contact Apple Computer Inc. They offer a semi-protected version of DOS (3.3P) that you can license from them at a very low per-year price.

Was That Us?

Yes, Apple Mechanic's shape-fonts WERE used on the big screens at Woz's US FESTIVAL. As far away as San Diego we could hear the throngs chanting "Hey, Wow! Look at that TYPE! It's proportionally-spaced!"



Ask Uncle Louie™

Note: Due to lack of space this issue, we are only able to print Uncle Louie's ANSWERS to your Apple questions.

A. 48K.

A. Plug it in first.

A. No, that would erase your memory. I think I had a better solution, but I can't remember...

A. That is indeed incredible! I'll pass that along to our readers.

A. Those locations are \$AC1D, \$BEAD, \$BEEF, \$BOOB, \$CAFE, \$DEAD, \$DEAF, \$FACE, \$FADE, \$FEED, \$FOOD, \$1DEA, and \$OBOE.

Bye-Bye Beagle?

Our mailing list is getting humungously out-of-hand, so we are forced to cut it back. In the future, we will be sending our Bulletin (it's expensive!) only to disk purchasers. As long as you mailed in your disk Registration Card or bought directly from us by mail, you will remain on our list.



Beagle Menu

Now Appearing on Two Disks—**BEAGLE BAG** and **TYPEFACES**

Beagle Menu produces a text screen print-out of your normal disk catalogs, 20 file names at a time, but get this—

Only the file names you want will be displayed.

(For example, only APPLESOFT files, or only LOCKED files)

Now you don't need to display all of those incidental Binary and Text files in your program-selection menus, even though they still remain on the disk.

EASY-RUNNER

To Run or Brun a program, you use the arrow keys to move a cursor from filename to filename. When you are at the file you want, hit Return. That's it!

LONG CATALOGS=NO PROBLEM

Long catalogs are displayed 20 file names at a time. You can easily scan an entire catalog in either direction. Beagle Menu displays space-on-disk, supports double-drives, and features an informative "Help" page.

SUPER-COMPATIBLE

Beagle Menu makes a great boot-up program since it is compatible with all of your normal-DOS 3.3 disks (or ProntoDos, see page 1). Just Save Beagle Menu onto as many disks as you want. You are going to like AND USE Beagle Menu!

Beagle Bros Interviews Author Bert Kersey:

Q. About Beagle Bag— how can you possibly offer so many games AND a utility on one disk, for the ridiculously-low price of \$29.50?

A. I own the company.

BEAGLE BAG

12-GAMES-PLUS
ON ONE DISK
BY Bert Kersey

New!

Bert Kersey has refurbished, shuffled and combined almost all of our Game-Pack games on to one big unprotected disk.

Beagle Bag is ready to go, and it's a super GOOD DEAL!

MORE GAMES PER BUCK

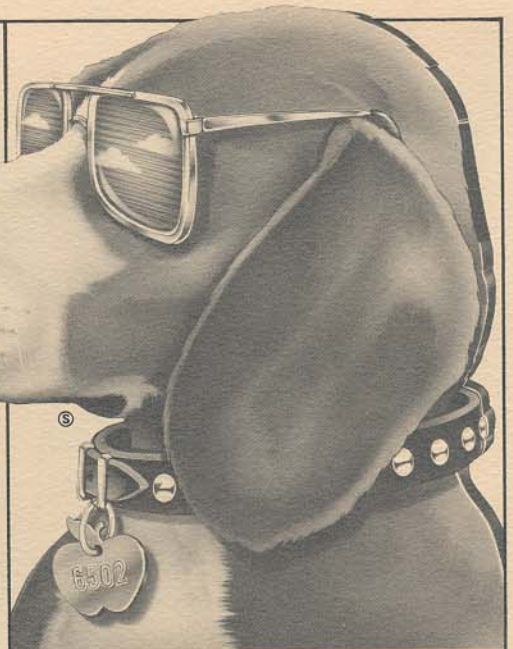
Don't settle for a one-game Apple disk! Beagle Bag's got TWELVE great games—TextTrain, Slippery Digits, Wowzo, Magic Pack, Buzzword... The list goes on, and so does the action! More hours of enjoyment for your money than ANY of the competition.

LIST AND LEARN

Beagle Bag games are all listable so you can see what makes them tick. Many of our customers have reported learning programming skills from our games.

FOR YOUR CONVENIENCE

Beagle Bag games may be loaded and saved from disk-to-disk, and even customized if you want. And hitting Reset doesn't cause a memory-scrambling re-boot. Unlocked software is the only way to fly.



ALSO INCLUDED!

Your Beagle Bag disk includes a copy of our new BEAGLE MENU greeting program utility, described two columns to the left.

Beagle Bag..... \$29⁵⁰

Unlocked. Includes Peeks & Pokes Chart. DOS 3.3. 48K minimum. Applesoft ROM required. Beagle Menu works with normal DOS 3.3 disks or ProntoDos.

"HOBBY-10" is what Softalk insists on calling their Best-Seller list. We prefer "UTILITIES". At any rate, you should check it out each month to see what's new and what's selling well. We highly recommend Bag of Tricks, Zoom Grafix and G.P.L.E.

OCTOBER 1982

1. **DOS BOSS, Beagle Bros**
 2. Complete Graphics, Penguin
 3. Bag of Tricks, Quality
 4. Graphics Magician, Penguin
 5. **UTILITY CITY, Beagle Bros**
 6. DOS Tool Kit, Apple
 7. Zoom Grafix, Phoenix
 8. Special Effects, Penguin
 9. **APPLE MECHANIC, Beagle Bros**
- Lisa 2.5, Sierra On-Line

NOVEMBER 1982

1. **DOS BOSS, Beagle Bros**
 2. Zoom Grafix, Phoenix
 3. DOS Tool Kit, Apple
 4. Locksmith 4.1, Omega
 5. Bag of Tricks, Quality
 6. **APPLE MECHANIC, Beagle Bros**
 7. **UTILITY CITY, Beagle Bros**
 8. Graphics Magician, Penguin
 9. **ALPHA PLOT, Beagle Bros**
- Watson, Omega

We thought you might enjoy seeing these two excellent Apple Graphics by ROBERT CAVEY of Middleton, Wisconsin:



"DOS Tricks"



"Apple Mechanic"



GOTO your Apple Dealer

Most Apple dealers carry Beagle Bros software. If your dealer doesn't, get on his case— He can have any or all of our disks in his store within just a couple of days by telephoning Beagle Bros (619-296-6400) or ALMOST ANY Apple Software Distributor.

THESE PEOPLE CARRY BEAGLE BROS SOFTWARE:

...or contact Beagle Bros directly.

Mail us a U.S. check or money order (coupon on page 5), or telephone our TOLL FREE Order Desk. Our operators are on duty around the clock, 7 days a week. They can't answer technical questions (they think "for-next loops" are knitting stitches), but they WILL see that your order is SHIPPED IMMEDIATELY.

Please be ready with your card number and expiration date.

MasterCard, Visa & COD* orders, call:

Nationwide: (24 hours)
800-854-2003 ext.827

California: (24 hours)
800-522-1500 ext.827

Alaska/Hawaii: (24 hours)
800-854-2622 ext.827

* COD add \$3.00.

"...and one
APPLE MECHANIC,
and one
BEAGLE BAG, and
let's see...
throw in two boxes
of Wild Cherry
cough drops."



Beagle BrosTM
MICRO SOFTWARE

**4315 Sierra Vista
San Diego, California 92103**

Orders, call TOLL FREE (see above).

Bulk Rate
U.S. Postage
Paid
San Diego
California
Permit #1391

THE BEAGLE BROS BULLETIN IS MAILED
FREE TO PURCHASERS OF BEAGLE BROS DISKS.

SORRY, BACK ISSUES DON'T EXIST.

Address Correction Requested