

🍏 Apple Lisa Computer
Technical Information



Apple Lisa Computer: Lisa Screen Dump to MacPaint (DTC 1986)

Lisa Computer:
1983 - 1985

Lisa Screen Dump to MacPaint (LSD2MP)

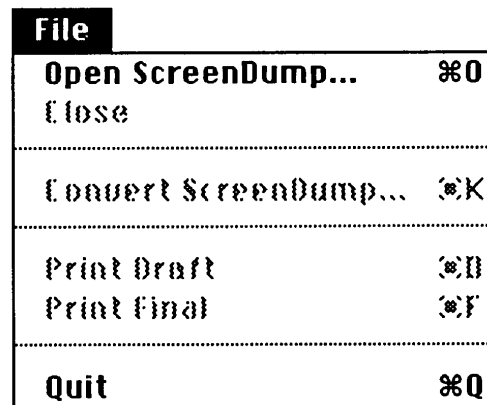
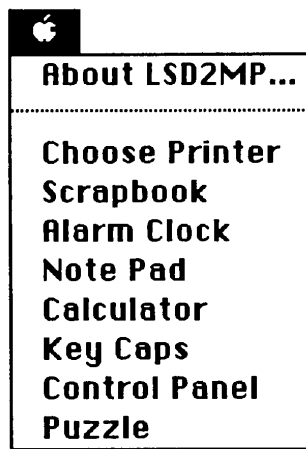
Written by David T. Craig
736 Edgewater Wichita, KS 67230

About LSD2MP

LSD2MP is an Apple Macintosh application that converts screen dump files that were created with Apple's Lisa Office System 7/7 software to MacPaint documents. This application requires a Macintosh with 512K or more of memory.

Using LSD2MP

To use LSD2MP you must first have a Lisa screen dump file residing on a Macintosh disk. I use the Lisa WorkShop 3.9 program MacCom to transfer the Lisa screen dump files to a Macintosh disk. All screen dump files must have a document type of 'LSDD' and a creator type of 'LSDC', or the application won't be able to convert them. The application is based upon the Apple menu and the File menus:



Apple About LSD2MP...

This shows you the following information about the application:

Note: Feb. 1993 - DTC
LSD2MP has a memory deallocation
bug which will allow you to only
convert around 6 dump files, then
LSD2MP returns an error.

Lisa ScreenDump to MacPaint Version 0.10

© 1986 David T. Craig
736 Edgewater, Wichita KS 67230

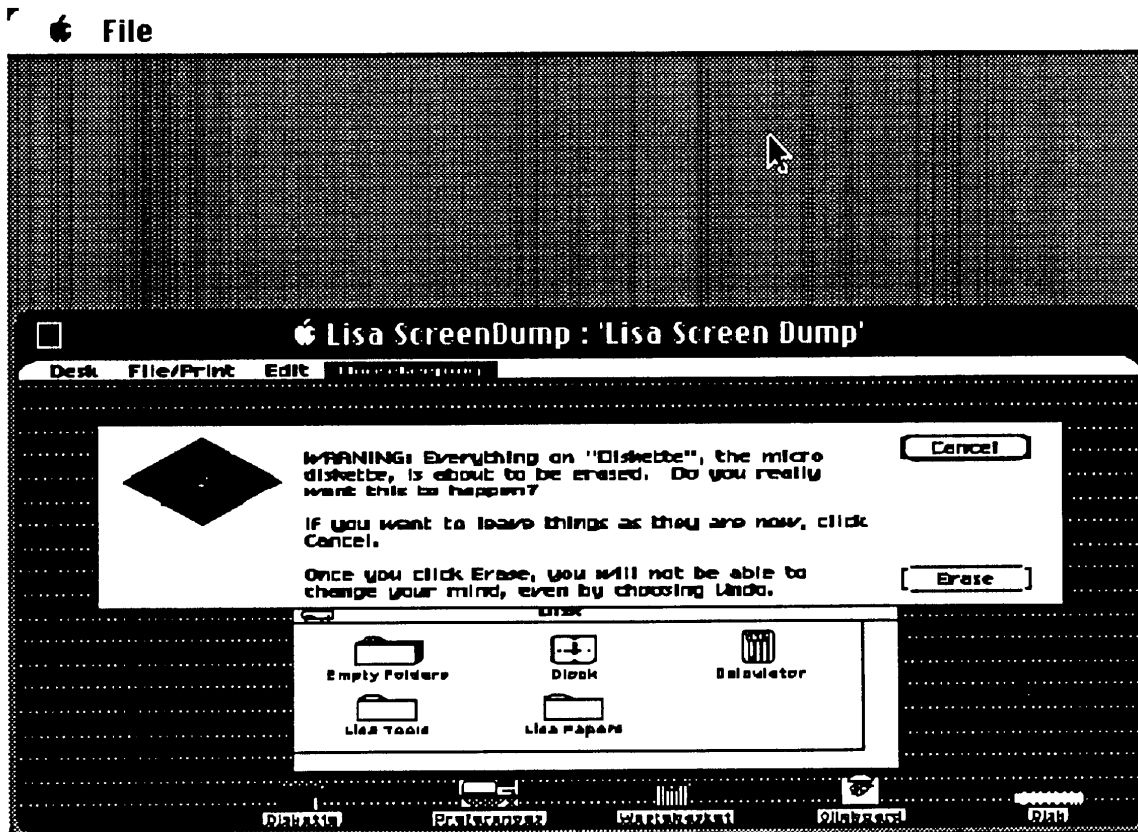
**This application converts a Lisa 7/7 screen dump
to a MacPaint document**

This application has been placed in the Public Domain

Continue

File Open ScreenDump...

Allows you to open a screen dump file so that it later may be converted to a MacPaint document or printed. After prompting for the file's name the screen dump file is loaded into the computer and the screen appears as:



File Close

Closes the current window.

File Convert ScreenDump...

Converts a current screen dump file to a MacPaint document by prompting for the name of the MacPaint file to convert to. If the Caps Lock key is down the final MacPaint document will be expanded to almost a full page. Otherwise the document will be normal size and will look better.

File Print Draft

Prints the current screen dump file to a printer. If the Caps Lock key is down the screen dump file will be printed so that the image will occupy almost all of the paper.

File Print Final

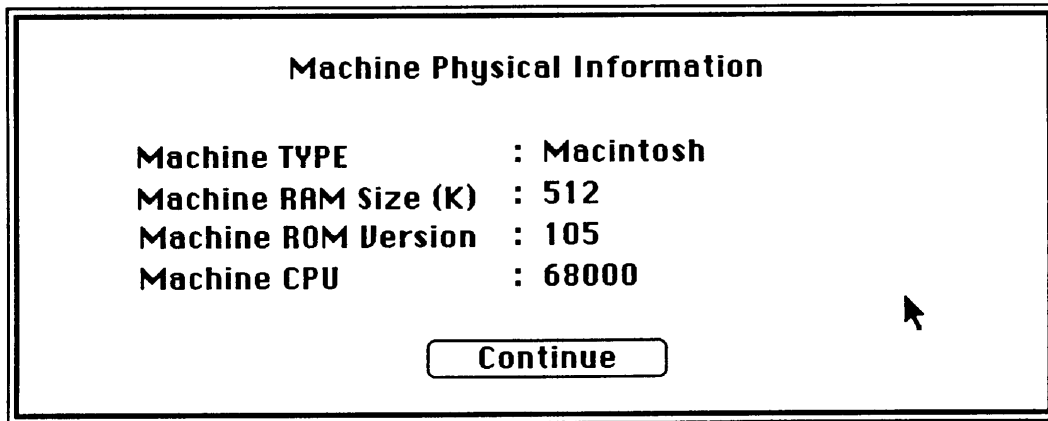
Prints the current screen dump file to a printer, but prints it in a little better condition than the draft printing. The same comments from draft printing concerning the Caps Lock key apply here also.

File Quit

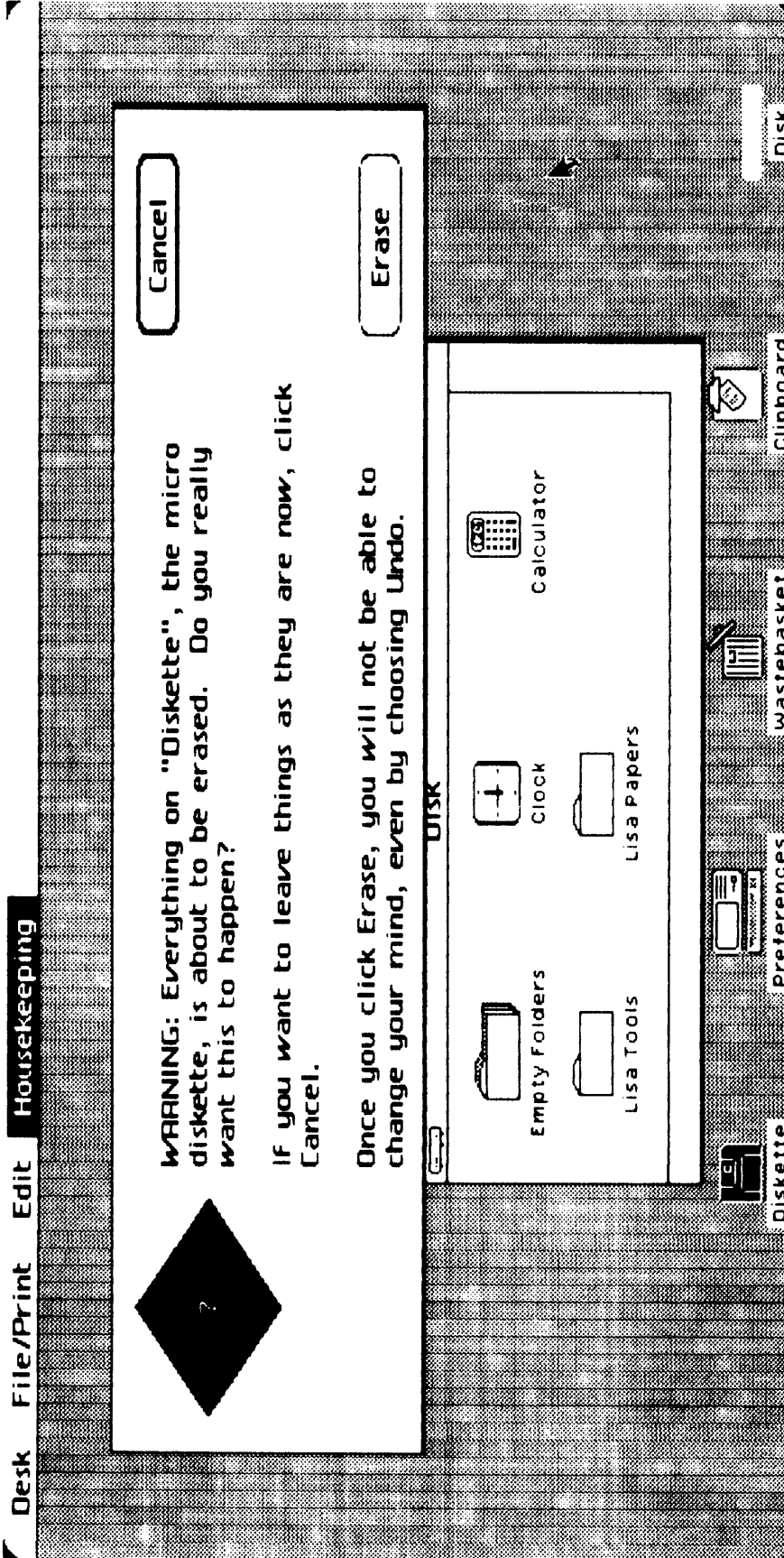
Allows you to quit the application and return to Apple's Finder.

The Run-Time Debugger

This application contains a debugger which becomes operational when the Option key is held down when a menu command is selected by the user. The debugger is only useful if you are having technical problems with the application and wish to see exactly what the application is doing. The debugger displays information in windows that appear in the top portion of the screen. If the Option key is held down while the About... command is selected, then after the normal dialog is shown a dialog is displayed that shows you the physical features of your computer as follows:




That's all, Folks...



page A-1

MacPaint Print (normal size)

Desk File/Print Edit Housekeeping



WARNING: Everything on "Diskette", the micro diskette, is about to be erased. Do you really want this to happen?

Cancel

If you want to leave things as they are now, click Cancel.

Once you click Erase, you will not be able to change your mind, even by choosing Undo.

Erase

DISK



Empty Folders



Clock



Calculator



Lisa Tools



Lisa Papers



Diskette



Preferences



Wastebasket



Clipboard

Disk

MacPaint Print (expanded size)

Page A-2

Desk File/Print Edit Housekeeping

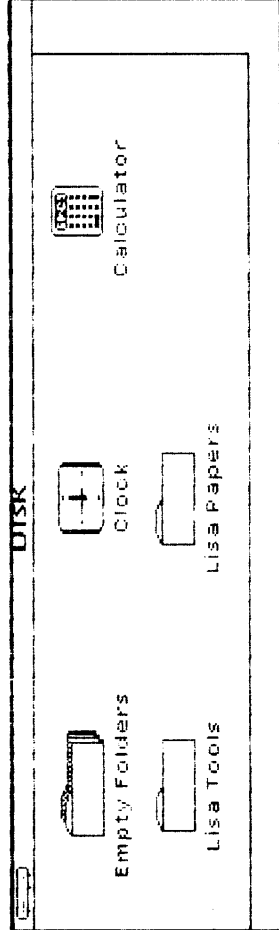


WARNING: Everything on "Diskette", the micro diskette, is about to be erased. Do you really want this to happen?

If you want to leave things as they are now, click Cancel.


Once you click Erase, you will not be able to change your mind, even by choosing Undo.

Cancel Erase



Print Draft (normal size)

page A-3



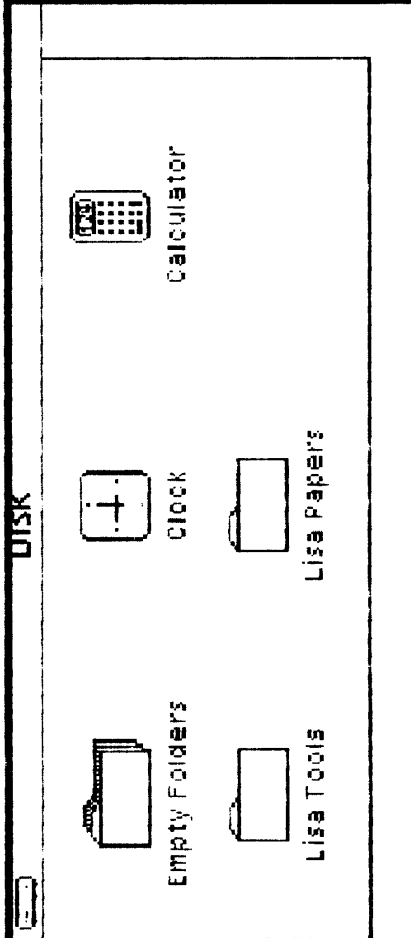
WARNING: Everything on "Diskette", the micro diskette, is about to be erased. Do you really want this to happen?

If you want to leave things as they are now, click Cancel.

Once you click Erase, you will not be able to change your mind, even by choosing Undo.

Cancel


Erase



Print Draft (expanded size)

page A-7

Desk File/Print Edit Housekeeping



WARNING: Everything on "Diskette", the micro diskette, is about to be erased. Do you really want this to happen?

If you want to leave things as they are now, click Cancel.

Once you click Erase, you will not be able to change your mind, even by choosing Undo.


Cancel

Erase

DISK

Print Final (normal size)

Desk **F** Print Edit Housekeeping



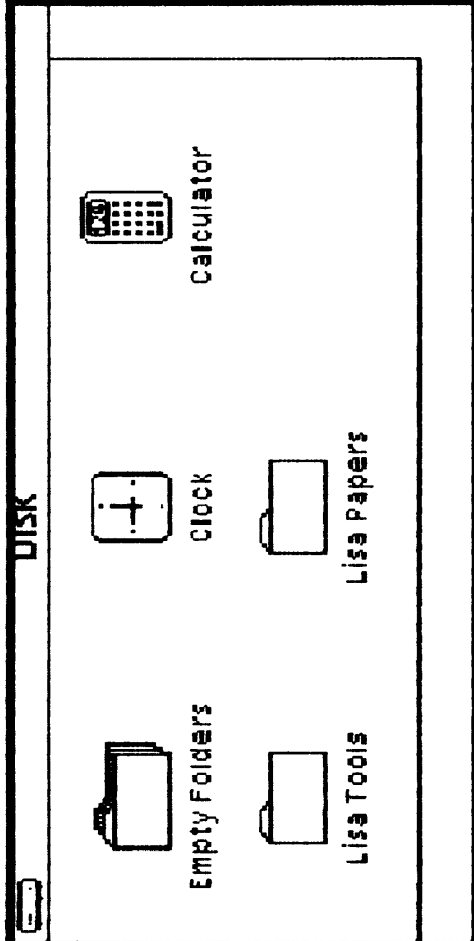
WARNING: Everything on "Diskette", the micro diskette, is about to be erased. Do you really want this to happen?

Cancel

If you want to leave things as they are now, click Cancel.

Once you click Erase, you will not be able to change your mind, even by choosing Undo.

Erase



page A-6

Print Final (expanded size)