

For The Serious User Of Apple][Computers

Hardcore

COMPUTIST

Issue No. 24 \$3.75

Softkeys For:

F-15 Strike Eagle

Fathoms 40

Xyphus

Electronic Arts

Software

Alphabet Zoo

Robots of Dawn

Core's


Direct Sector

Access From DOS

Essential Data

Duplicator Copy

Parms



Hardcore COMPUTIST
PO Box 110846-T
Tacoma, WA 98411

BULK RATE
U.S. Postage
PAID
Tacoma, WA
Permit No. 269

NEW DON LANCASTER RELEASES

Available ONLY from Synergetics. All software open and unlocked.

ABSOLUTE RESET (IIC/old IIC/new IIC) \$19.50

Get back in total control. No more hole blasting! Access any part of any program at any time for any reason. Passes all diagnostics. Invisible till activated. Includes EPROM burner adapter details, service listings, and a free bonus book.

APPLEWRITER™ TOOLKITS (DOS 3.3 or ProDOS) \$39.50

EIGHT diskette sides include a complete disassembly script; source code capturing; self-prompting glossaries; Diablo microjustify and proportional space, patches including NULL, shortline, Grappier, IIC detaching, many others; answers to most help line questions; two columns; WPL secrets; space on disk; keyword indexing; multi and even-odd headers; banches more.

Both TOOLKITS (sixteen disk sides) \$59.50

APPLEWORKS™ DISASSEMBLY SCRIPT \$49.50

TEN diskette sides chock full of Applework's innermost secrets, using Don's unique and powerful "tearing method". Primarily for gonzo hackers and definitely NOT for the faint of heart.

•LASERWRITER/APPLEWRITER UTILITIES \$39.50

Two volume package gives you unmatchably superb IIC text and graphics. Included are automatic formatters, boxes and fancy borders, daisywheel changers, envelope and label routines, unbelievably fast formletters, grids and rulers, HIRIS converters, DCI patches, demos, powerful justify routines, self-prompting glossaries, help screens, a sign shop, outlined text, more.

AUTOGRAPHED LANCASTER BOOKS:

| | |
|--|---------|
| Apple IIC Assembly Cookbook | \$21.50 |
| All About Applewriter IIC | \$14.50 |
| •Enhancing Your Apple II & IIC, (Volume I or II) | \$15.50 |
| Micro Cookbook (Volume I or II) | \$15.50 |
| CMOS Cookbook | \$14.50 |
| TTL Cookbook | \$12.50 |
| Incredible Secret Money Machine | \$7.50 |
| Complete book and software list | (FREE) |

COMPANION DISKETTES:

| | |
|--|---------|
| For Enhancing Your Apple II, Volume I | \$19.50 |
| For Enhancing Your Apple II, Volume II | \$19.50 |
| For Don Lancaster's Assembly Cookbook | \$19.50 |

SYNERGETICS
746 First Street
Box 809-HC
Thatcher, AZ, 85552

FREE
VOICE HELPLINE
(602) 428-4073

Appleworks, Applewriter, and ProDOS are registered trademarks of Apple Computer. VISA and MASTERCHARGE accepted. Please - no COD, foreign, or purchase orders.

FOR THE SERIOUS APPLER

Announcing *Executor*, a collection of powerful new, interesting, educational and entertaining utilities. Several are combinations of exec, binary, and Applesoft to readily do things that might otherwise be very difficult.

Tweezers lets you easily recover an intact Dos 3.2 or 3.3 data sector no matter what damage has been done to the address field, prologue bytes, checksums, or epilogue bytes (some familiarity with disc formats required). Gets many "protected" discs with ease—slowly, one sector at a time.

Cracker adds the *Reset* feature of the Old Monitor to your II+, and *Step* and *Trace* to your II+, IIC, or IIC without changing a *Rom* chip. Excellent for debugging and analyzing binary files.

Linefinder locates an Applesoft line number in memory and prints the location in hex and decimal in a fraction of a second.

Repair automatically recovers most Applesoft programs after FP and many other memory-glitching events.

Scan instantly locates any sequence of either hex or ASCII bytes in binary files.

Dosdasm disassembles Dos 3.3 to your printer, with major subroutine headings and hexdumps for the data caches, while you have a cup of coffee.

The list goes on and on. Over 35 individual files, including one that prints out our handy pokes conversion chart and source code (*Toolkit* assembler) for the longer binary files. All copyable, listable, customizable.

\$29.95 the copy, postpaid.

CRANE HILL

P.O. BOX 273 • GONZALEZ, FL 32560
904-477-3041

Requires 64K, printer, two drives.

THE MOST POWERFUL BACK-UP UTILITY
YOU'VE EVER SEEN...



\$59.95 add \$5 ship.

- * Back-ups 1/2, 1/4, 3/4 tracks.
- * Automatic back-up options.
- * No parms needed for most of the back-ups.
- * Excellent DOS copy on flip side.

Ask for our other products RAM-LOCK (for L-Smith)
And also SHOUGI (Japanese chess-type game.)

ART GALLERY

Yoshinoya Bldg, 438 Sasu-machi, Chofu-shi
Tokyo 182, Japan

Send money or check. VISA/MASTER CARD accepted.

WHO
LIKES
THE
CIA ?



HERE ARE JUST A
FEW OF THE MANY

"an essential part of the Apple-user's repertoire" - APPLE USER

"a valuable buy ... manual is practically worth having on its own" - WASHINGTON APPLE PI

"the folks at Golden Delicious should be commended ... worth waiting for" -
HARDCORE COMPUTIST

"multifaceted" - NIBBLE

"the most comprehensive disk accessor I have ever come across" - A.B., VERNON,
CANADA

"its ability to unlock other programs will greatly help me" - DR. B.P., SAN
FRANCISCO, CALIFORNIA

"an excellent set of programs ... just great - and good value too" - E.A.S., MILTON
KEYNES, ENGLAND

"very, very educational ... great manual ... it is FANTASTIC!!!!!!" - J.C.,
TUCSON, ARIZONA

"a very enlightening piece of software/book ... top of my list for good buys" - H.S.,
BLAINE, MINNESOTA

"I like yours the BEST" - R.R., CHICAGO

Why all the excitement about the CIA (confidential information advisors)? Probably because it is the ONLY set of utilities (5 in all) which enable even a beginner to investigate, edit, locate, list, trace, rescue, translate, patch, repair, verify, examine, protect, unprotect, analyse, encrypt, and decrypt programs on normal AND protected disks. You also get the "CIA Files", a 65000+ word book which contains detailed instructions for using the C.I.A. plus easy-to-follow, hand-holding tutorials about patching, repair, formatting, encoding, protection, and numerous other disk topics. You'll find plenty of material here which has never before appeared in print. PROGRAMS NOT COPY PROTECTED

To put the 5 C.I.A. utilities, plus book, on the trail of your Apple II+, IIC, & IIC disks, send \$65.00 by check or money order to:

GOLDEN DELICIOUS SOFTWARE LTD.

350 Fifth Avenue, Suite 3308, Dept H, New York, New York 10118

NEW SUBSCRIBER?

Back Issues of Hardcore COMPUTIST
and ★CORE are PACKED with information that you won't want to miss!

Order Form

| Issue | Mag \$4.75 | Disk \$9.95 |
|------------|--------------------------|--------------------------|
| HC 23 | <input type="checkbox"/> | <input type="checkbox"/> |
| HC 22 | <input type="checkbox"/> | <input type="checkbox"/> |
| HC 21 | <input type="checkbox"/> | <input type="checkbox"/> |
| HC 20 | <input type="checkbox"/> | <input type="checkbox"/> |
| HC 19 | <input type="checkbox"/> | <input type="checkbox"/> |
| HC 18 | <input type="checkbox"/> | <input type="checkbox"/> |
| HC 17 | <input type="checkbox"/> | <input type="checkbox"/> |
| HC 16 | <input type="checkbox"/> | <input type="checkbox"/> |
| HC 13 | <input type="checkbox"/> | <input type="checkbox"/> |
| HC 11 | <input type="checkbox"/> | <input type="checkbox"/> |
| HC 7 | <input type="checkbox"/> | <input type="checkbox"/> |
| HC 4 | <input type="checkbox"/> | <input type="checkbox"/> |
| HC 1 | <input type="checkbox"/> | see below |
| C 3 | <input type="checkbox"/> | <input type="checkbox"/> |
| C 2 | <input type="checkbox"/> | <input type="checkbox"/> |
| C 1 | <input type="checkbox"/> | see below |
| HC 1 / C 1 | disk only | <input type="checkbox"/> |

Send me the back issues indicated above:

Name _____

ID# _____

Address _____

City _____

State _____ Zip _____

Phone _____

VISA/MC _____

Exp _____

Signature _____

Send check or money order to:
Hardcore COMPUTIST, PO Box 110846-T,
Tacoma, WA 98411. Most orders shipped UPS.
Please use street address. Washington residents
add 7.8% sales tax. Foreign orders add 20%
shipping and handling. US funds drawn on US
bank.

Offer good while supply lasts.

Hardcore COMPUTIST 23: Softkeys for Choplifter, Mulplot, Flashcalc, Karateka, Newsroom, E-Z Draw, Readers' Softkeys to Gato, Dino Eggs, Pinball Construction Set, TAC, The Print Shop: Graphics Library, Death In The Caribbean; Features: Using A.R.D. To Softkey Mars Cars, How To Be The Writemaster; Core: Wheel Of Money

Hardcore COMPUTIST 22: Softkeys for Miner 2049er, Iode Runner, A2-PB1 Pinball; Readers' Softkeys to the Heist, Old Ironsides, Grandma's House, In Search of the Most Amazing Thing, Morloc's Tower, Marauder, Sargon III; Features: Customized Drive Speed Control, Super IOB version 1.5; Core: The Macro System

Hardcore COMPUTIST 21: Softkeys for DB Master version 4+, Dazzle Draw, Archon, Twerps; Readers' Softkeys to Advanced Blackjack, Megaworks, Summer Games, College Entrance Exam Prep, Applewriter revisited; Features: Demystifying The Quarter Track; Core: Proshadow: A ProDOS Disk Monitor

Hardcore COMPUTIST 20: Softkeys for Sargon III, Wizardry: Proving Grounds of the Mad Overlord and Knight of Diamonds, The Report Card v1.1 and Kidwriter / Apple II Boot ROM Disassembly / The Graphic Grabber v3.0 / Copy II+ 5.0: A Review / The Know-Drive- A Hardware Evaluation / An Improved BASIC/Binary Combo

Hardcore COMPUTIST 19: Softkeys for Rendezvous With Rama, Peachtree's Back To Basics Accounting System, HSD Statistics Series, Arithmetickle, Arithmekicks and Early Games for Children / Double Your ROM Space / The Games of 1984: In Review- Part II / Towards a Better F8 ROM / The Nibbler: A Utility Program to Examine Raw Nibbles From Disk

Hardcore COMPUTIST 18: Softkeys for the Scholastic Version of Bank Street Writer, Applewriter IIe, SSI's Non-RDOS Disks, BPI Accounting Programs and DesignWare Programs / Installing a Free Sector Patch Into Applewriter IIe / The Games of 1984: In Review / 65C02 Chips Now Available / Checksoft v2 / Simple Copy Protection

Hardcore COMPUTIST 17: Softkeys for The Print Shop, Crossword Magic, The Standing Stones, Beer Run, Skyfox, and Random House Disks / A Tutorial For Disk Inspection and the Use Of Super IOB / The Graphic Grabber For The Print Shop / The Lone Catalog Arranger Part Two / S-C Macro Assembler Directives (Reprint)

Hardcore COMPUTIST 16: Softkeys for Rescue Raiders, Sheila, Basic Building Blocks, Artsci Programs, Crosstire, Sensible Speller for ProDOS and Sideways / Secret Weapon: RAMcard / The Controller Writer / A Fix For The Beyond Castle Wolfenstein Softkey / The Lone Catalog Arranger Part 1

Hardcore COMPUTIST 13: Softkeys for Laf Pak, Beyond Castle Wolfenstein, Transylvania, The Quest, Electronic Arts, Snooper Troops (Case 2), DLM Software, Learning With Leeper, & TellStar / CSaver: The Advanced Way to Store Super IOB Controllers / Adding New Commands to DOS 3.3 / Fixing ProDOS 1.0.1 BSAVE Bug / REVIEW: Enhancing Your Apple / Locksmith 5.0 and Locksmith Programming Language

Hardcore COMPUTIST 11: Copy II Plus 4.4C Update / PARMs for Essential Data Duplicator / Ultimaker III / Mapping of Ultima III / Ultima II... The Rest of the Picture / Softkeys for Sensible Speller, Ultima III, Softporn Adventure, The Einstein Compiler v5.3, & Mask of the Sun

Hardcore COMPUTIST 7: Softkeys for Zaxxon, Mask of the Sun, Crush, Crumble & Chomp, Snake Byte, DB Master, & Mouskattack; Features: Making Liberated Backups That Retain Their Copy Protection, S-C Assembler: Review, Disk Directory Designer; Core: COREfiler: Part 1, Upper & Lower Case Output for Zork

Hardcore COMPUTIST 4: Ultima II Character Editor / Softkeys for Ultima II, Witness, Prisoner II, & Pest Patrol / Adventure Tips for Ultima II & III / Copy II Plus PARMs Update

Hardcore COMPUTIST 1: Softkeys for Data Reporter, Multiplan & Zork / PARMs for Copy II Plus / No More Bugs / APT's for Choplifter & Cannonball Blitz / Reviews: Replay, Crackshot, Snapshot & Wildcard copy cards

CORE 3 Games: Constructing Your Own Joystick / Compiling Games / GAME REVIEWS: Over 30 of the latest and best / Pick Of The Pack: All-time TOP 20 games / Destructive Forces / EAMON / Graphics Magician and GrafORTH / and Dragon Dungeon

CORE 2 Utilities: Dynamic Menu / High Res: Scroll Demo / GOTO Label: Replace / Line Find / Quick Copy: Copy

CORE 1 Graphics: Memory Map / Text Graphics: Marquee, Boxes, Jagged Scroller / Low Res: Color Character Chart / High Res: Screen Cruncher, The UFO Factory / Color / Vector Graphics: Shimmering Shapes, A Shape Table Mini-Editor / Block Graphics: Arcade Quality Graphics for BASIC Programmers / Animation.

(*CORE is no longer published as an independent quarterly magazine.)
Back issues not listed are no longer available. But disks are still available for ALL sold-out issues of Hardcore COMPUTIST upon request.

Don't TYPE IN programs that appear in
Hardcore COMPUTIST.

Order the Library Disk, instead!

Each month a Library Disk with all the programs that appeared in the previous issue of Hardcore COMPUTIST is prepared for **SMART READERS** like you who have *better* things to do with their time than type in program listings. Please use the order form to the left to order disks.

Many of the articles published in Hardcore COMPUTIST detail the removal of copy protection schemes from commercial disks or contain information on copy protection and backup methods in general. We also print bit copy parameters, tips for adventure games, advanced playing techniques (APT's) for arcade game fanatics and any other information which may be of use to the serious Apple user.

Hardcore COMPUTIST also contains a special CORE section which focuses on information not directly related to copy protection. Topics may include, but are not limited to: tutorials, hardware/software product reviews and application and utility programs.

What Is A Softkey Anyway? Softkey is a term which we coined to describe a procedure that removes, or at least circumvents, any copy protection on a particular disk. Once a softkey procedure has been performed, the resulting disk can usually be copied by the use of Apple's COPYA program (on the DOS 3.3 System Master Disk).

Commands And Controls: In any article appearing in Hardcore COMPUTIST, commands which a reader is required to perform are set apart from normal text by being indented and bold. An example is:

PR#6

Follow this with the RETURN key. The RETURN key must be pressed at the end of every such command unless otherwise specified.

Control characters are indicated by being boxed. An example is:

6 P

To complete this command, you must first type the number 6 and then place one finger on the CTRL key and one finger on the P key.

Requirements: Most of the programs and softkeys which appear in Hardcore COMPUTIST require one of the Apple II series of computers and at least on disk drive with DOS 3.3. Occasionally, some programs and procedures have special requirements. The prerequisites for deprotection techniques or programs will always be listed at the beginning of the article under the "Requirements:" heading.

Software Recommendations: The following programs (or similar ones) are strongly recommended for readers who wish to obtain the most benefit from our articles:

- 1) **Applesoft Program Editor** such as Global Program Line Editor (GPLE).
- 2) **Sector Editor** such as DiskEdit, ZAP from Bag of Tricks or Tricky Dick from The CIA.
- 3) **Disk Search Utility** such as The Inspector, The Tracer from The CIA or The CORE Disk Searcher.
- 4) **Assembler** such as the S-C Assembler or Merlin/Big Mac.
- 5) **Bit Copy Program** such as Copy II Plus, Locksmith or The Essential Data Duplicator
- 6) **Text Editor** capable of producing normal sequential text files such as Applewriter II, Magic Window II or Screenwriter II.

You will also find COPYA, FID and MUFFIN from the DOS 3.3 System Master Disk useful.

Super IOB: This program has most recently appeared in Hardcore COMPUTIST No. 22. Several softkey procedures will make use of a Super IOB controller, a small program that must be keyed into the middle of Super IOB. The controller changes Super IOB so that it can copy different disks. To get the latest version of this program, you may order Hardcore COMPUTIST No. 22 as a back issue or order Program Library Disk No. 22.

RESET Into The Monitor: Many softkey procedures require that the user be able to enter the Apple's system monitor during the execution of a copy protected program. Check the following list to see what hardware you will need to obtain this ability.

Apple II Plus - Apple IIe - Apple compatibles: 1) Place an Integer BASIC ROM card in one of the Apple slots. 2) Use a non-maskable interrupt (NMI) card such as Replay or Wildcard.

Apple II Plus - Apple compatibles: 1) Install an F8 ROM with a modified RESET vector on the computer's

motherboard as detailed in the "Modified ROM's" article of Hardcore COMPUTIST No. 6 or the "Dual ROM's" article in Hardcore COMPUTIST No. 19.

Apple IIe - Apple IIc: Install a modified CD ROM on the computer's motherboard. Don Lancaster's company (Synergetics; 746 First Street; Box 809-HC; Thatcher, AZ 85552; free voice HelpLine 602-428-4073) sells the instructions necessary to make this modification. Making this modification to an Apple IIc will void its warranty but the increased ability to remove copy protection may justify it.

Recommended Literature: The Apple II Reference Manual and DOS 3.3 manual are musts for any serious Apple user. Other helpful books include: *Beneath Apple DOS*, Don Worth and Peter Lechner, Quality Software, \$19.95; *Assembly Language For The Applesoft Programmer*, Roy Meyers and C.W. Finley, Addison Wesley, \$16.95; and *What's Where In The Apple*, William Lubert, Micro Ink., \$24.95.

Keying In Applesoft Programs: BASIC programs are printed in Hardcore COMPUTIST in a format that is designed to minimize errors for readers who key in these programs. To understand this format, you must first understand the formatted LIST feature of Applesoft.

An illustration- If you strike these keys:

```
10 HOME:REMCLEAR SCREEN
```

a program will be stored in the computer's memory. Strangely, this program will *not* have a LIST that is exactly as you typed it. Instead, the LIST will look like this:

```
10 HOME : REM CLEAR SCREEN
```

Programs don't usually LIST the same as they were keyed in because Applesoft inserts spaces into a program listing before and after every command word or mathematical operator. These spaces usually don't pose a problem except in line numbers which contain REM or DATA command words. The space inserted after these command words can be misleading. For example, if you want a program to have a list like this:

```
10 DATA 67,45,54,52
```

you would have to omit the space directly after the DATA command word. If you were to key in the space directly after the DATA command word, the LIST of the program would look like this:

```
10 DATA 67,45,54,52
```

This LIST is different from the LIST you wanted. The number of spaces you key after DATA and REM command words is very important.

All of this brings us to the Hardcore COMPUTIST LISTING format. In a BASIC LISTING, there are two types of spaces; spaces that don't matter whether they are keyed or not and spaces that must be keyed. Spaces that must be keyed in are printed as delta characters (Δ). All other spaces in a Hardcore COMPUTIST BASIC listing are put there for easier reading and it doesn't matter whether you type them or not.

There is one exception: If you want your checksums (See "Computing Checksums" section) to match up, you *must not* key in any spaces after a DATA command word unless they are marked by delta characters.

Keying In Hexdumps: Machine language programs are printed in Hardcore COMPUTIST as both source code and hexdumps. Only one of these formats need be keyed in to get a machine language program. Hexdumps are the shortest and easiest format to type in.

To key in hexdumps, you must first enter the monitor:
CALL -151

Now key in the hexdump exactly as it appears in the magazine ignoring the four digit checksum at the end of each line (a "\$" and four digits). If you hear a beep,

you will know that you have typed something incorrectly and must retype that line.

When finished, return to BASIC with a:

```
E003G
```

Remember to BSAVE the program with the correct filename, address and length parameters as given in the article.

Keying In Source Code The source code portion of a machine language program is provided only to better explain the program's operation. If you wish to key it in, you will need an assembler. The S-C Assembler is used to generate all source code printed in Hardcore COMPUTIST. Without this assembler, you will have to translate pieces of the source code into something *your* assembler will understand. A table of S-C Assembler directives just for this purpose was printed in Hardcore COMPUTIST No. 17. To translate source code, you will need to understand the directives of your assembler and convert the directives used in the source code listing to similar directives used by your assembler.

Computing Checksums Checksums are four digit hexadecimal numbers which verify whether or not you keyed a program exactly as it was printed in Hardcore COMPUTIST. There are two types of checksums: one created by the CHECKBIN program (for machine language programs) and the other created by the CHECKSOFT program (for BASIC programs). Both programs appeared in Hardcore COMPUTIST No. 1 and The Best of Hardcore Computing. An update to CHECKSOFT appeared in Hardcore COMPUTIST No. 18. If the checksums these programs create on your computer match the checksums accompanying the program in the magazine, then you keyed in the program correctly. If not, the program is incorrect at the line where the first checksum differs.

1) To compute CHECKSOFT checksums:

```
LOAD filename  
BRUNCHECKSOFT
```

Get the checksums with

```
&
```

And correct the program where the checksums differ.

2) To compute CHECKBIN checksums:

```
CALL -151  
BLOAD filename
```

Install CHECKBIN at an out of the way place

```
BRUN CHECKBIN,AS6000
```

Get the checksums by typing the starting address, a period and ending address of the file followed by a Y.

```
xxx.xxx  Y
```

And correct the lines at which the checksums differ.

How-To's Of Hardcore

Welcome to Hardcore COMPUTIST, a publication devoted to the serious user of Apple II and Apple II compatible computers. Our magazine contains information you are not likely to find in any of the other major journals dedicated to the Apple market.

Our editorial policy is that we do NOT condone software piracy, but we do believe that honest users are entitled to backup commercial disks they have purchased. In addition to the security of a backup disk, the removal of copy protection gives the user the option of modifying application programs to meet his or her needs.

New readers are advised to read this page carefully to avoid frustration when attempting to follow a softkey or when entering the programs printed in this issue.

COMPUTIST

Publisher/Editor: Charles R. Haight Managing Editor: Ray Darrah Technical Editor: Robert Knowles

Production & Graphics: Taryn Bates Circulation: Michelle Frank, Debbie Koval

Advertising: (206) 474-5750 Printing: Valco Graphics Inc., Seattle, WA

Hardcore COMPUTIST is published monthly, except December, by SoftKey Publishing, 5233 S. Washington, Tacoma, WA 98409
Phone: (206) 474-5750



This month's cover: Graphics from MR. ROBOT AND HIS ROBOT FACTORY, by Datamost, Inc.

Address all advertising inquiries to Hardcore COMPUTIST, Advertising Department, PO Box 110816, Tacoma, WA 98411. Mail manuscripts or requests for Writer's Guides to Hardcore COMPUTIST, PO Box 110846-K, Tacoma, WA 98411.

Return postage must accompany all manuscripts, drawings, photos, disks, or tapes if they are to be returned. Unsolicited manuscripts will be returned only if adequate return postage is included.

Entire contents copyright 1985 by SoftKey Publishing. All rights reserved. Copying done for other than personal or internal reference (without express written permission from the publisher) is prohibited.

The editorial staff assumes no liability or responsibility for the products advertised in the magazine. Any opinions expressed by the authors are not necessarily those of Hardcore COMPUTIST magazine or SoftKey Publishing.

Apple usually refers to the Apple II or II Plus Computer, and is a trademark of Apple Computers, Inc.

SUBSCRIPTIONS: Rates (for 6 issues): U.S. \$20, U.S. 1st Class \$24, Canada \$34, Mexico \$39, Foreign \$60. Direct inquiries to: Hardcore COMPUTIST, Subscription Department, PO Box 110846-T, Tacoma, WA 98411. Please include address label with correspondence.

DOMESTIC DEALER RATES: Call (206) 474-5750 for more information.

Change Of Address: Please allow 4 weeks for change of address to take effect. On postal form 3576 supply your new address and your most recent address label. Issues missed due to non-receipt of change of address may be acquired at the regular back issue rate.

softkeys

10 Electronic Arts Software

As an update to the Electronic Arts softkey appearing in Hardcore COMPUTIST No. 13, this article shows how to deprotect three more EA releases (Seven Cities of Gold, Archon II: Adept and Adventure Construction Set). *by Steve and Rod Smith*

13 Grolier Software

Make backups of the Knowledge Explorer series of programs from Grolier Educational Software. *by Jay O'Donnell*

14 Xyphus

Fight evil in the form of altered markers and address headers on this Ultima-style adventure. *by Glenn Schmottlach*

18 F-15 Strike Eagle

Blow away enemy pilots and shoot down an ambitious copy-protection scheme. *by Larry Jasonowicz*

20 Injured Engine

Between inside views of an engine with this game, take a good look at how it was protected. *by Clay Harrell*

feature

22 Essential Data Duplicator copy parms

The latest list of parameters for E.D.D. III, as provided to us by Utilico Microware. Check this list for all your favorite programs. *from Utilico Microware*

core

16 Direct Sector Access From DOS

Add two new useful commands for reading and writing sectors directly to and from the disk. It's almost like having a built-in sector editor! *by Bryan Farlow and Robert Knowles*

departments

4 Input

6 Most Wanted List

6 Bugs

7 Readers' Softkey & Copy Exchange

Softkeys for:

Datamost's Mr. Robot And His Robot Factory *by Danny Pollak*, XPS's Applecillin II *by Mike Stafford*, Spinnaker's Alphabet Zoo *by Edward E. Harte, MD*, Datasoft's Fathoms 40 *by Ken Black*, Sierra On-Line's Story Maker *by Nick Galbreath*, Counterpoint's Early Games Matchmaker *by Michael A. Coffey*, Epyx's Robots Of Dawn *by Phil Patengale*.

Please address letters to:

Hardcore COMPUTIST
Editorial Department
PO Box 110846-K
Tacoma, WA 98411

Include your name, address and phone.

Correspondence appearing in the INPUT section may be edited for clarity and space requirements. In addition, because of the great number of letters that we receive and the small size of our staff, a response to each letter is not guaranteed.

Rescue Raider Troubles

Well, it looks like Sir-Tech has gotten wise. They placed copy-protection on "Rescue Raiders" different from that which was removed in Hardcore COMPUTIST No. 16. You can no longer copy the disk with COPYA, let alone read from it with a sector editor and therefore, cannot perform the deprotection procedure. Is there anyone who has version 1.5 and has discovered the password? If so, how did you do it?

Also, second my vote on a Hardcore BBS system. I think it would be a very good addition. Just as a suggestion, you could set it up so only Hardcore COMPUTIST subscribers could access the system. If, or when, they do not renew their subscription, you could just delete them from the BBS so they could not access it with their old password.

On the topic of bulletin boards, my friend and I have one set up. It's not much (yet) but you might like to give it a call. The number is: (517) 546-9503 and it is called "Montay IV". If you do call, let the captains know that you saw this in "Hardcore COMPUTIST".

Rob Klingsten
Howell, MI 48843

A Hardcore Protection

First, let me say that this is the only Apple computer magazine worth buying that I know of! Keep up the good work.

Now by using the 40 track init method by Yin H. Pun (Input by R. Boreiko Hardcore COMPUTIST No. 21 Page 5) and a slightly modified VTOC mover by Rohn Smith (Hardcore COMPUTIST No. 18 pages 25 and 26) I have a copy protection method that makes a disk that none of my bit copiers can touch. Here are the steps:

- 1) Boot Dos 3.3 or equal disk
- 2) Type FP to clear memory
- 3) Type POKE 44725.160
- 4) Type POKE 46063.40
- 5) Type POKE 48894.40
- 6) Create Hello program
- 7) Insert disk and type INIT HELLO
- 8) Put all desired programs on disk
- 9) Insert disk with VTOC mover on it and BLOAD it
- 10) Enter monitor and type:

0325:27
033B:27
0345:27
3D0G

- 11) Insert 40 track disk and type CALL 769
- 12) Sector edit track 01 sector 09
- 13) Change address \$01 from \$11 to \$27

You now have a disk that bit copiers cannot copy.

Address Unknown

The Franklin Answer

In response to Mr. Trueman's letter in Hardcore COMPUTIST No. 20 and in addition to Mr. Baker's letter, I'd like to provide the following information.

The ACES HIGH Club of Denver is a primarily Franklin users group with a smattering of Apple II+ and Apple //e owners. It has a BBS that can be called 24 hours, 7 days a week at 303-329-6749. Downloads and technical information are available but you must be a club member to get more than bulletin

capabilities. Currently, there are about 125 members who meet once a month with a help-session the following weekend. Information on dues and membership can be obtained by writing:

Editor
ACES HIGH
8356 E. Princeton Ave.
Denver, CO 80237

Another BBS that is available is the ACENET system run by Jay Desio at 318-537-4085. Jay's system features direct technical support from Franklin Computer Corp. as well as the usual BBS sections.

As for other clubs, there are three more we are aware of in Mobile, Alabama; Jacksonville, Florida and Biloxi, Mississippi. These plus other clubs are usually listed in the COMPUTER SHOPPER magazine.

As for the COMPUTIST, the articles and softkeys have really improved over the years, especially the softkeys where more description is given about the why and how it works. While most of the information for Apple II Plus machines is relative, we do hope you will continue to include and improve the discussions on Franklin differences and how it may be used to advantage. Which, prompts me to ask that your technical personnel look into the new Franklin F-Dos Hardboot machines and determine if it offers some new benefits in machine usage.

Paul R. Widinski
Denver, CO

New Infocom Softkey

Infocom, Inc. has some very interesting text adventures on the market today. They recently changed their copy protection slightly, making the softkey outlined in Hardcore COMPUTIST No. 4 almost useless. It does, however, form the basis of this softkey.

THE PROCEDURE

The first thing we must do is load in COPYA (on your system master disk).

RUN COPYA

Then, hit . When the program BREAK's, delete the line that reloads

input

COPY.OBJ0.

70

Make a new line to stop the drive from turning while swapping disks (this part is not needed if you have two drives).

365 POKE 49384,0

Enter the Apple's monitor.

CALL-151

Type in the following machine code:

```
B925:18 60
B988:18 60
BE48:18 60
B8FB:29 00
3D0G
```

Note that the third change is the only one listed in the Hardcore COMPUTIST softkey. Next, execute the COPYA program

RUN

Copy the entire disk.

When the disk is copied, reboot a disk (so the drive will quit whirring when not in use) and run a sector editor (such as The Inspector.)

Sector edit:

```
TRACK:SECTOR:BYTE:FROM:TO
-----
00 02 5D BC AD
00 02 FB C9 29
00 02 FC BC 00
```

The backup disk should now work and be fully COPYAable.

Address Unknown

Scholastic Bankstreet Writer Fix

Well, thank's again for the fine work. I just received Hardcore COMPUTIST No. 18 just when I needed Checksoft v2.0. I also needed the Scholastic version of Bankstreet Writer. There are two minor problems with the softkey. First, it works with version 1.3, but not with the newer 2.2 which allows embedded printer control characters. So, here is another challenge for you.

In addition, the UTILITY mode doesn't work on the softkeyed disk. But, have I got a deal for you--here are the patches to restore it.

PATCHING UTILITY MODE

The Utility mode doesn't work since BSW is trying to read a file of parameters,

INITFILE!, from a protected disk. But the softkeyed BSW is no longer protected so it bombs.

The Utility program is a BASIC program that switches to protected mode with a "CALL 16384" and to unprotected mode with a "CALL 16387". The easiest way to deactivate these CALLs is to replace the BASIC token for CALL, "8C" with the token for REM, "B2". Therefore, search for two 8C313633383400's and two 8C313633383700's and replace the 8C's with B2's. Here are the changes for my disk.

| TRK | SECT | BYTE | FROM | TO |
|------|------|------|------|------|
| \$19 | \$01 | \$F3 | \$8C | \$B2 |
| \$19 | \$0F | \$29 | \$8C | \$B2 |
| \$1A | \$0C | \$39 | \$8C | \$B2 |
| \$1A | \$0C | \$85 | \$8C | \$B2 |

These changes will result in a fully functioning BSW v1.3 disk.

Back in Hardcore COMPUTIST No. 17, I had a devil of a time trying to do the Crossword Magic. I had trouble following it and it didn't work.

Wes Felty
Bothell, WA

Cards for Sale

I am a long-time subscriber to your magazine. Recently, I purchased 7 APPLE INTEGER CARDS (you know with the old F8 ROM and a little red switch). I would place an ad in your magazine but for only 7 cards, it would hardly pay. So here is what I propose, anyone on your staff or friends can purchase any or all of the 7 for \$20.00 each, on a "first-come first-serve" basis until they are gone. Included in the \$20.00 is cost for shipping and postage back to the purchaser. I will not accept checks. Money orders or certified checks only!! Make out the Money order to Robert J. Hofemann, 4027 Cranford Circle, San Jose, CA 95124 if you are interested.

Robert J. Hofemann
San Jose, CA

Double Those ROMS

I just finished using "Double your ROM

Space" from Hardcore COMPUTIST No. 19, both for a Franklin and an Apple II+. Your method worked great for both, but there is at least one problem that your readers will want to know about. With an Apple II+ and an "official" Apple Language Card, the modified ROM doesn't work. With both switch settings, you get the same ROM and cursor. To fix this problem, you need to modify one chip on the Language Card. Pull the small chip in the upper right corner of the Apple Language Card, a 74LS20, and bend pin 6 up out of the way. Replace the IC in the socket without pin 6 going into the socket. This fix is needed only for the "official" Apple Computer manufactured Language Card.

This fix allows both halves of the 2732 to operate correctly.

I would like to tell you about another problem that I ran into, in case anyone else experiences it. The EPROM for the Franklin worked great with no problems, but I tried to take a shortcut for the Apple II+. I jumped a wire from pin 12 to pin 18. Pin 18 was cut off. This worked OK for a 2716, except of course, ProDOS wouldn't BOOT. When I tried to do the same thing with a 2732, both halves of the EPROM worked, apparently normally, but ProDOS wouldn't BOOT under the "normal" or modified ROM. I have an Applesurance Disk controller card that test all of RAM and ROM on a cold boot. It showed errors in the F8 ROM on the language card, no less. Therefore, I made the modifications to the motherboard from your directions. I only had one 74LS02 in the patch area and all of its gates were in use. Therefore, I had to wire in a new 74LS02, a trivial job.

Thanks again for the article. It is exactly what I have been waiting for. I didn't want to modify my F8 if it would prevent some software from BOOTing. I want to try the same techniques now with the Inspector/Watson placed on the D0 and D8 chips with 2732 chips.

Wesley Felty
Bothell, WA

A2PB1 Procedure Rebounds

Let me commend you on the Macro System. It has saved me much time.

I had some problems with the softkey for A2-PB1 Night Mission. I had difficulty on page 14, #3. When I executed the command 301<300.BFFFM the screen got full of inversed

input

characters and my system locked up completely. I am using a 128K enhanced //e but I doubt this has anything to do with it (because I tested it on a friend's computer). When I checked my system, it says SYSTEM OK. Please get back to me on what the problem is.

William Vandervoort
Orlando, FL

Mr. Vandervoort: At this point in the procedure, your screen is supposed to be filled with asterisks. If your machine doesn't come back to you, it's probably because DOS is connected, to avoid this, try typing "0[P] 0[K]" before this step.

Customized Drive Speed Raptures

After reading William Wingfields "Customized Drive Speed Control" and then doing the job myself, I decided that a few extra pointers were appropriate.

1) Not all Disk II's use a 5K pot to adjust the drive speed. Mine was a 50K pot, thus everything was off by a factor of 10. Many retailers don't allow returns on electrical parts, so make sure you know what size(s) you need in advance.

2) In my case, I really needed my VOM to determine which padding resistors to purchase. I ended up with a 3.6K and 36K so I strongly recommended having a VOM before attempting this project.

3) Before removing the original pot make sure the drive speed is correct. This way you can measure the resistance between the wiper and each terminal with the VOM to get an idea of which resistors your own drive will require. For example, my original pot (50K) measured:

41 5K wiper-CCW
8.5K wiper-CW

Since I was using a 10K pot I subtracted 5K (half of 10K for each side) from each value, giving me:

10K new pot
36.5K wiper-CCW
3.5K wiper-CW

The closest actual sizes available were 36K and 3.6K which worked out great. It really is a nice addition to the disk drive...Good idea, Bill!!

Lloyd Glade
Federal Way, WA

Owner of a Lonely Apple

There are more than 100,000 Apple /// owners in the U.S. alone--and alone pretty well sums it up. We are trying to overcome that; the following is our most current ad:

The Apple /// Owners & Users Group International is an independent, non-profit organization for all Apple ///ers without a LOCAL Users Group or not connected to one via a modem (or any other ///er). Started in 1983 in Naples, Italy, we publish a monthly newsletter, the "Apple /// News & Views," containing /// news gleaned from every source possible, attempting to answer or obtain answers to mrmnr's questions, and are building a "library" of EVERY piece of Apple /// Public Domain Software available. COST? Annual dues are \$5.00 per calendar year in the U.S. (\$20 foreign); however, this may change as we grow together. Software is \$3 per disk (Members only, U.S. postage included; \$7.50 foreign). Interested? Write for an application! Already a member; why not let other /// owners/users know about us? Put up copies of this introduction in your local computer stores!

Apple /// Owner & Users Group International
c/o H. Joseph Dobrowolski
PO Box 913
Langley AFB, VA 23665

Silence & indifference helped kill the ///'s production, so let's be well but be heard! We hope to see our notice in your publication soon.

H. Joseph Dobrowolski
Langley AFB, VA

bugs

Hardcore COMPUTIST No. 22:

Softkey for Morlocs Tower:

On page 8, step 5 should say "1A1C: 29 00"
instead of "A1C: 29 00".

Most Wanted List

Need help backing-up a particularly stubborn program?

Send us the name of the program and its manufacturer and we'll add it to our Most Wanted List, a column (updated each issue) which helps to keep Hardcore COMPUTIST readers informed of the programs for which softkeys are MOST needed. Send your requests to:

Hardcore COMPUTIST
Wanted List
PO Box 110846-K
Tacoma, WA 98411

If you know how to deprotect, unlock, or modify any of the programs below, let us know. You'll be helping your fellow Hardcore COMPUTIST readers and earning MONEY at the same time. Send the information to us in article form on a DOS 3.3 diskette.

Mouse Calc Apple Computer
Apple Business Graphics Apple Computer
Flight Simulator II Sub Logic
Factory Sunburst Communicating
Jane Arktronics
Bookends Sensible Software
Visiblend Microlab
Sundog FTL Games
Sundog, V2 FTL Games
Lifesaver Microlab
Catalyst Quark, Inc.
Gutenberg
Jr. & Sr. Micromation LTD
Prime Plotter Primesoft Corp.
Zardax Computer Solutions
The Handlers Silicon Valley Systems
Milliken Math Series (NEW) Milliken Publishing
The Apple's Core: Parts 1-3 The Professor
King's Quest Sierra On-line
Hayes Terminal Program Hayes
Fun Bunch Unicorn

readers' softkey & copy exchange

Danny Pollak's softkey for...

Mr. Robot and his Robot Factory

Mr. Robot and His Robot Factory
Datamost, Inc.
8943 Fullbright Ave.
Chatsworth, CA 91311

Requirements:

48K Apple II
Mr. Robot And His Robot Factory
An initialized slave disk

Mr. Robot And His Robot Factory is an arcade game by Datamost in which you move Mr. Robot around the screen picking up power pills while trying to avoid the alienfire which can kill Mr. Robot. The softkey for Mr. Robot is as follows:

- 1) Boot the Mr. Robot diskette.
- 2) Go past the animated Mr. Robot picture to the title page. Press Reset repeatedly until out of the program.
- 3) Type in the following:

CALL-151
3600<9600.BFFFM
2500<F00.1FFFM

- 4) Insert the initialized DOS 3.3 disk into drive one and reboot.

6☐P

- 5) Enter the following hexdump. It moves the Mr. Robot code to its proper locations when executed.

CALL-151

| | | |
|-------|-------------------------|--------|
| 24D0: | A2 00 A0 FF 84 3E C8 84 | \$68C6 |
| 24D8: | 3C 84 42 BD F7 24 85 43 | \$3A4B |
| 24E0: | E8 BD F7 24 85 3D E8 BD | \$3C19 |
| 24E8: | F7 24 85 3F E8 20 2C FE | \$2843 |
| 24F0: | E0 06 D0 DE 4C 00 76 96 | \$91BE |
| 24F8: | 36 5F 0F 25 35 | \$C929 |

- 6) Save the game to the initialized disk with
BSAVE MR. ROBOT,A\$24D0,L\$7130

And there you have it. Now the program is accessible to you so that you can add some nifty APTs. You can also create your own levels for hours of fun. Be sure to save the levels you create on a separate formatted disk.



Mike Stafford's softkey for...

Applecillin II

Applecillin II
XPS, Inc.
P.O. Box 140
Carlisle, PA 17013

Requirements:

48K Apple II Plus
COPYA
A sector editor
A blank disk

Applecillin is a diagnostic program for analyzing and detecting problems with your computer, drive, or monitor. The version I have is for the II Plus, but I believe it is available for all of the Apple II series, up to and including the IIe. Unfortunately, like most software, it is copy protected, but luckily not very heavily.

I usually try to use Super IOB's Swap controller first when softkeying a program, as it is the easiest method, but this program uses a custom DOS and direct disk access to load the program, thus ruling out the Swap method. I next tried Old Faithful, COPYA, with a modification to ignore address end marks as Applecillin uses AA DE instead of the normal DE AA. This worked fine, except a modification to the DOS was required to ignore the now normal progauge bytes.

Here's the step-by-step method:

- 1) Run COPYA from your DOS 3.3 system master. Don't answer any questions yet.

RUN COPYA

- 2) Hit ☐C to enter BASIC, delete line 70 of COPYA, then enter the Monitor, and enter this modification to ignore address end marks when copying.

☐C

70

CALL-151
B988:18 60

- 3) Re-enter BASIC, then run the program.

☐C

RUN

- 4) You now have an unprotected version of Applecillin, but it requires a small modification to work properly. Get out your favorite sector editor, (I use Copy II Plus 5.0), and read in track 0, sector 3. Change bytes \$92 and \$93 from D0 AE to EA EA, and change bytes \$9C and \$9D from D0 A4 to EA EA. Write the sector back to your copy.

That's it, you should now have a perfectly functioning COPYAable copy of Applecillin. I hope you never need to use it!

Note: For some strange reason, the unprotected disk created by this softkey cannot reliably be reproduced by the Copy Disk option on Copy II 5.0, however COPYA and the Fast Disk Backup on Locksmith work just fine.

readers' softkey & copy exchange

Edward E. Harte, M.D., softkeys...

Alphabet Zoo

Alphabet Zoo
Spinnaker Software
One Kendall Sq.
Cambridge, MA 02139

Requirements:

Alphabet Zoo disk
Super IOB v1.2
A blank disk

Alphabet Zoo by Spinnaker Software is a very enjoyable educational game for children ages 3-8. The protection scheme utilized is altered address prologues and epilogues, and altered data prologue and epilogues. The address header is AA D5 AB, and the epilogue is DE AB. The data header is AA D5 EB, and its epilogue is ED AA EB. The IOB controller is written to deal with the altered marks.

The following is the softkey for deprotecting the disk.

1) Initialize a disk with normal DOS using "AZ#2" as the boot program name.

INIT AZ#2

2) Install the Alphabet Zoo Controller in Super IOB.

3) Run Super IOB. Do not utilize the Format disk option.

4) Enjoy!

Now when your child uses the copy disk as a Frisbee, it won't cost much to replace it.

controller

```
1000 REM ALPHABET ZOO CONTROLLER
1010 TK = 3 : ST = 0 : LT = 35 : CD = WR
1020 T1 = TK : GOSUB 490 : RESTORE : GOSUB 170 :
      GOSUB 190 : GOSUB 210 : ONERR GOTO 550
1030 GOSUB 430 : GOSUB 100 : ST = ST + 1 : IF ST <
      DOS THEN 1030
1040 IF BF THEN 1060
1050 ST = 0 : TK = TK + 1 : IF TK < LT THEN 1030
1060 GOSUB 490 : GOSUB 230 : TK = T1 : ST = 0
1070 GOSUB 430 : GOSUB 100 : ST = ST + 1 : IF ST <
      DOS THEN 1070
1080 ST = 0 : TK = TK + 1 : IF BF = 0 AND TK < LT THEN
      1070
1090 IF TK < LT THEN 1020
1100 HOME : PRINT : PRINT "DONE^ WITH^ COPY" :
      END
62000 REM DATA FOR MARKS
62010 DATA ^ ^ 170 , 213 , 171 , 170 , 213 , 235
```

controller checksums

| | |
|---------------|----------------|
| 1000 - \$356B | 1070 - \$F14A |
| 1010 - \$3565 | 1080 - \$E365 |
| 1020 - \$E08F | 1090 - \$5841 |
| 1030 - \$F68E | 1100 - \$EF53 |
| 1040 - \$E8AF | 62000 - \$88A6 |
| 1050 - \$C6A8 | 62010 - \$EBB0 |
| 1060 - \$F94F | |

the DOS) onto a blank disk. The controller takes into account the altered epilogues on the disk.

3) Put the original away. You now have a perfect COPYA disk. A good hi-speed DOS such as Pronto Dos will help considerably.

A note to other beginners like me: Try something like this procedure on other programs. I've seen it work on several others. Some will require sector edits but that's some detective work you'll have to solve. Now where was that convoy...

controller

```
1000 REM FAST CONTROLLER FOR FATHOMS 40
1010 TK=3 : LT=35 : ST=15 : LS=15 : CD=WR : FAST
      = 1
1020 GOSUB 490 : RESTORE : GOSUB 170 : GOSUB 610
1030 GOSUB 490 : GOSUB 230 : GOSUB 610 : IF PEEK
      (TRK) = LT THEN 1050
1040 TK=PEEK (TRK) : ST=PEEK (SCT) : GOTO 1020
1050 HOME : PRINT "COPYDONE" : END
5000 DATA 204 , 170 , 222 , 170
```

controller checksums

| | |
|---------------|---------------|
| 1000 - \$356B | 1040 - \$43C5 |
| 1010 - \$2445 | 1050 - \$9845 |
| 1020 - \$F471 | 5000 - \$1588 |
| 1030 - \$A55A | |



Ken Black's softkey for...

Fathoms 40

Fathoms 40
Datasoft, Inc.
19808 Nordoff
Chatsworth, CA 91311

Requirements:

48k Apple II
One blank disk
Super IOB v1.5
Fathoms 40 Game Disk

The reason I got started in deprotecting disks is that I lost a good disk I was using and had to pay for it. All it takes is one time to have an accident and it's gone. The reason I wanted to back up (softkey) Fathoms 40 was that all my bit copiers gave nonbootable copies. The hi-res screens of this game are great and this has to be the best sub game on the market today. It's definitely worth it to back up any program you like as much as I like this one.

Well, the procedure for this is the same for many other disks on the market. The protection scheme on this disk uses an altered address epilogue. We will use Super IOB (yet again) to put all the files on a regular DOS 3.3 disk. The procedure is as follows:

1) INITIALIZE a disk with DOS 3.3. Use HELLO for the filename.

2) Install the controller program into Super IOB v1.5 and copy the Fathoms 40 disk (except

Nick Galbreath's softkey for...

Story Maker

Story Maker
Sierra On-Line Systems
36575 Mudge Ranch Rd.
Coarsegold, CA 93614

Requirements:

Apple II
COPYA or equivalent sector copier
A sector editor

To crack Story Maker, use COPYA to copy it, then get out a sector editor and make these changes:

| TRK | SEC | BYTE | FROM | TO |
|-----|-----|------|------|------|
| 9 | 7 | \$00 | \$20 | \$4C |
| 9 | 7 | \$01 | \$4A | \$E9 |
| 9 | 7 | \$02 | \$13 | \$0F |

readers' softkey & copy exchange

Michael A Coffey's softkey for...

Matchmaker

Early Games Matchmaker
Counterpoint Software, Inc.
4005 West 64th St.
Minneapolis, MN 55435
\$39.95

Requirements:

Apple II with 48K
Super IOB v1.2
A blank disk

Matchmaker was created to provide even the youngest preschooler with an enjoyable, educationally sound computer game. It promotes matching, discriminating, and grouping skills through the use of a variety of colors, configurations and exercises. Each game is sequenced from the easiest to most difficult task and are self correcting; thus allowing the child to know why an answer is right or wrong.

The protection scheme defeated every attempt by the best bit copiers on the market to provide me with a backup. Since there is a lot of disk interaction, a single Binary file is out of the question. Luckily, the use of Super IOB can quickly solve the problem. The non-standard DOS does a nibble count on non-essential Track 10 (\$A). Tracks 7 to 9 and 11 to 34 (\$7 to \$9 and \$B to \$22) are written with altered address marks. (BB AA 96 instead of D5 AA 96) Tracks 3 to 6 are empty.

To defeat this copy protection, first INITIALize a blank disk using the following as the HELLO program:

10 REM

Second, DELETE the HELLO program, because we will use the HELLO program already on the disk. Next type the controller at the end of this article into Super IOB. After RUNNING Super IOB you will have your unprotected backup. Since we don't need Track 10 (\$A), I included a sector edit routine to modify the VTOC so as to show the track as free and usable.

controller


```
1000 REM MATCHMAKER CONTROLLER
1010 TK = 7 : ST = 0 : LT = 35 : CD = WR
1020 T1 = TK : GOSUB 490 : RESTORE : GOSUB 190
1030 GOSUB 430 : GOSUB 100 : ST = ST + 1 : IF ST <
      DOS THEN 1030
1040 IF BF THEN 1060
1050 ST = 0 : TK = TK + 1 : IF TK = 10 THEN TK = 11
```

```
1055 IF TK < LT THEN 1030
1060 GOSUB 310 : GOSUB 230 : GOSUB 490 : TK = T1
      : ST = 0
1065 IF TK = 10 THEN TK = 11
1070 GOSUB 430 : GOSUB 100 : ST = ST + 1 : IF ST <
      DOS THEN 1070
1080 ST = 0 : TK = TK + 1 : IF BF = 0 AND (TK < LT )
      AND (TK > 10 ) THEN 1070
1085 IF TK = 10 THEN TK = 11 : GOTO 1070
1090 IF TK < LT THEN 1020
1100 HOME : PRINT : PRINT "DONE^ WITH^ COPY" :
      END
1110 DATA 187 ,170 ,150
1120 DATA 2CHANGES
1130 DATA 17 ,0 ,96 ,255 ,17 ,0 ,97 ,255
```

controller checksums

| | |
|---------------|---------------|
| 1000 - \$356B | 1070 - \$2401 |
| 1010 - \$3F61 | 1080 - \$8F50 |
| 1020 - \$1733 | 1085 - \$8DEF |
| 1030 - \$0132 | 1090 - \$26C7 |
| 1040 - \$4BDD | 1100 - \$B54D |
| 1050 - \$B72F | 1110 - \$463D |
| 1055 - \$C98A | 1120 - \$748B |
| 1060 - \$23FA | 1130 - \$39EE |
| 1065 - \$2C04 | |

Phil Pattengale's softkey for...



Robots of Dawn
Epyx, Inc.
1043 Kiel Ct.
Sunnyvale, CA 94089

Requirements:

Apple II
COPYA
A sector editor
A blank disk
Robots of Dawn disk

You, Lije Baley, Earth's Greatest Living Detective, are on the planet Aurora to investigate the murder of your friend, Dr. Han Fastolfe. You are the main character in Epyx's

text adventure Robots of Dawn, based on Isaac Asimov's novel of the same name. You certainly don't want your alter ego to die with the disk it's on, so you need a backup copy.

COPYA is unable to read the original normally, so a natural response is to disable DOS' error checking by changing byte \$B942 from \$38 to a \$18 (SEC to CLC). The copy doesn't appear to work, it just sits and spins.

Since we never see a prompt (I) when the original boots, it is doubtful that this program uses a modified DOS. Instead, it probably uses just the RWTS from DOS to just load the program into memory direct from the disk, without the use of any files. This tells me that I should boot code trace the disk since it is hanging during the boot process.

After modifying the boot0 code to read only the boot1 code and return to the monitor (see previous articles in Hardcore COMPUTIST on boot code tracing), doing the same to the next stage of loading, and examining that, we find that right after jumping from boot1 to boot2 at \$B700 there is a JSR \$BB00. Following \$BB00 down, we see some disk access code (C08y,X ;where y is a number between 0-F. These indicate disk reads and writes) followed by CoMPare (CMP) instructions. This is often a sign of protection code. They read parts of the disk and compare them with set values to determine if the disk is an original or not. In this case it doesn't matter what they are doing. It simply looks very, very suspicious.

Using a disk search utility, we find the offending JSR \$BB00 in track 0, sector 1, byte 1. Change the three bytes to NOPs (EA EA EA). When the disk is booted, it will not go into that subroutine, but will continue on instead, thinking that it is an original.<

Summary:

- 1) Boot your System Master
- 2) Enter the monitor
CALL -151
- 3) Kill DOS's error checking
B942:18
- 4) Return to BASIC and run COPYA
3D0G
RUN COPYA
- 5) Copy the disk
- 6) Boot your sector editor
- 7) Change track \$00, sector \$01, bytes \$01-03 from \$20 00 BB to \$EA EA EA.
- 8) Write the sector back out.

That's it... You now have a completely COPYAable Robots of Dawn.

Electronic Arts software

Seven Cities of Gold Archon II: Adept Adventure Construction Set

by Steve and Rod Smith

*Electronic Arts
2755 Campus Dr.
San Mateo, CA 94403*

Requirements:

- 64K Apple II and up
- As many blank disk sides as you have original sides
- A sector editor
- Super IOB
- A good copy program (with ability to do specific tracks or ignore errors)
- A little ingenuity...

Seven Cities of Gold

OK, we'll just start at the top of the list and work our way through. First up is Seven Cities of Gold.

If you have been reading the other softkeys for Electronic Arts, you may have noticed a pattern developing in the protection schemes used. Well, these programs are no exception. Seven Cities is quite easily deprotected, as one

does not have to convert the disk format into a DOS 3.3 compatible form. That's right, it's copyable right from the very start! Well, there is a slight catch; tracks \$05 and \$06 on the boot side are used for the protection scheme, but they are not needed for the program to work, so to start, copy side one of Seven Cities onto a blank, formatted disk, and ignore any errors on tracks \$05-\$06, or if your copy program allows, just skip these tracks entirely. Then, copy side two onto the back side of your blank disk or another disk if you prefer. Just be sure to correctly label which side is which.

Now, the protection scheme we have to eliminate resides completely on the boot side or side one. It consists of two calls to a subroutine which examines the disk to determine if it is a valid original or not. The first of these occurs during the boot process. A simple boot trace reveals where the subroutine and the call to it reside.

Assuming your controller card is in slot six, let's move the boot ROM to RAM and fix it so it returns to the monitor after loading track 0, sector 0.

CALL-151
9600<C600.C6FFM
96F8:4C 59 FF
9600G

Now, turn the drive off. Fix the code we just loaded to jump into the monitor after it's done, and make the controller load track 0, sector 0 to \$2800 instead of \$800, then execute at \$801 (which we just modified).

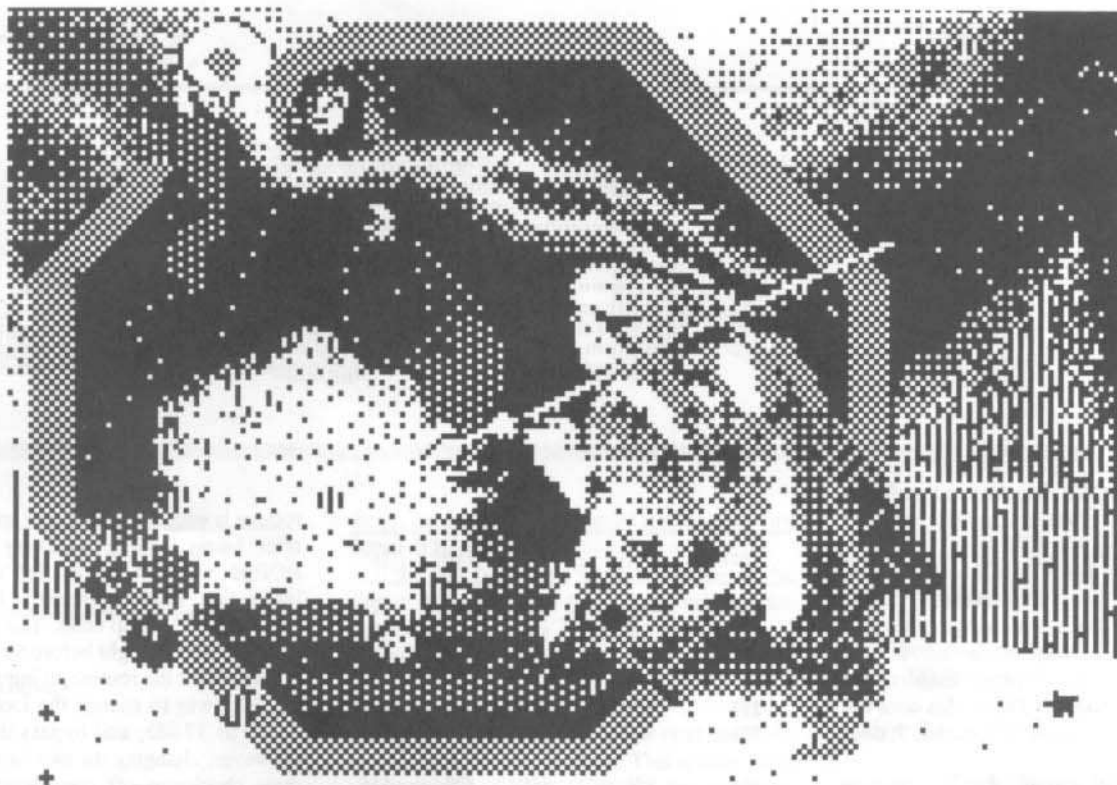
C0E8

83D:4C 59 FF
9659:28
96F8:4C 01 08
9600G
C0E8

That last one turned off the drive again. Now, the next stage of the boot is at \$A806. The protection scheme lies at \$A003, and the call to it is at \$A147. It has been noted that placing an 18 60 code there would not work because Electronic Arts runs checksums on the code frequently. Well, you still may place an 18 60 there, but you must cover your tracks by balancing the checksum! This is done by placing an 18 60 40 at \$A147. On the actual disk this is on track \$01, sector \$0E, byte \$47-49. Use a sector editor to make the change. Now, continuing with the boot trace...

Electronic Arts always uses the same boot. After the initial loading and first call to the protection scheme, the code follows a tricky process of executing code through the aid of lookup tables. Well, there is an advantage to this. On all EA products the next stage of the boot is stored as an address at \$A946 in lobyte hibernate form, except it is encoded, but it is not too difficult to decode. The lobyte (\$A946) is EORed with a \$03 and the hibernate (\$A947) is EORed with a \$D9. Seven Cities has at \$A946 a 03 99, which decodes to 00 40. The next stage of the boot will jump to \$4000. To stop this, we change it to a 5A 26, which will decode into a \$FF59, and leave us in the monitor. Make the change, then turn on the drive with

C0E9



then continue the boot with

A806G

Be sure to take out the first call to the protection scheme!

Now, it should load in more code, make a funny drive sound as it makes its way past the protection scheme, toggle the lo-res graphics page, and then drop you into monitor. The code begins again at \$4000 and goes up to \$40C9, where there is a jump to the next section at \$6520. To stop this, we place at \$40C9 the following code:

```
40C9:AD 81 C0 4C 59 FF
```

that turns off the RAM card and drops us into the monitor. The reason for turning off the RAM card is because they have a modified ROM loaded that will not allow you to drop to the monitor properly. To continue the boot, type

4000G

When in monitor again, we look at the code starting at \$6520 on up. If you follow it carefully, you will see that it goes up to \$6875 where there is a JSR to \$6100, followed by a JMP to \$6994. The JSR to \$6100 is the call to the second protection subroutine. If we search the disk for 20 00 61, we find it on side one, track \$0E, sector \$07, byte 75. To eliminate the call and satisfy the checksum, we change it to a 2C 00 55, which is a harmless BIT instruction. After writing the change back to disk, we have an unprotected Seven Cities of Gold!

Summary

- 1) Copy both sides of the program. Ignore errors on tracks \$05-\$06 on the boot side, or skip these tracks when copying.
- 2) Make these sector edits (all on the boot side):

| Track | Sector | Start Byte | Change To |
|-------|--------|------------|------------|
| \$01 | \$0E | \$47 | \$18 60 40 |
| \$0E | \$07 | \$75 | \$2C 00 55 |

Next Up:

Archon II

Now that we've had a taste of what deprotecting Electronic Arts is all about, we can easily continue with a couple more. Archon II is very similar to the protection used in Archon, except no bad things happen when the second call to the protection scheme is circumvented. This makes our project a little easier. To begin with, Archon II must be converted to a normal format. I refer you to Hardcore COMPUTIST No. 21 for the Super IOB controller details. Simply put, and reproduced here, the disk uses data markings of D5 BB CF (in the Archon article they were identified as DE BB CF. This

is incorrect). If you use Super IOB then use this controller.

The controller is as follows:

Controller

```
1000 REM ARCHON II CONTROLLER
1010 TK = 0 : ST = 0 : LT = 35 : CD = WR
1020 T1 = TK : GOSUB 490 : IF TK > 3 THEN RESTORE
      : GOSUB 210
1030 GOSUB 430 : GOSUB 100 : ST = ST + 1 : IF ST <
      DOS THEN 1030
1035 IF TK = 2 THEN GOSUB 210
1040 IF BF THEN 1060
1050 ST = 0 : TK = TK + 1 + (TK = 4) * 2 : IF TK <
      LT THEN 1030
1060 GOSUB 310 : GOSUB 230 : GOSUB 490 : TK = T1
      : ST = 0
1070 GOSUB 430 : GOSUB 100 : ST = ST + 1 : IF ST <
      DOS THEN 1070
1080 ST = 0 : TK = TK + 1 + (TK = 4) * 2 : IF BF =
      0 AND TK < LT THEN 1070
1090 IF TK < LT THEN 1020
1100 HOME : PRINT : PRINT "DONE" : END
5000 DATA 213 , 187 , 207
5010 DATA 9^ CHANGES
5020 DATA 2 , 3 , 71 , 170
5030 DATA 2 , 3 , 81 , 173
5040 DATA 1 , 15 , 0 , 24
5050 DATA 1 , 15 , 1 , 96
5060 DATA 1 , 15 , 2 , 221
5070 DATA 4 , 6 , 107 , 24
5080 DATA 4 , 6 , 108 , 96
5090 DATA 4 , 6 , 109 , 240
5100 DATA 4 , 6 , 110 , 126
```

controller checksums

| | |
|---------------|---------------|
| 1000 - \$356B | 5000 - \$41C1 |
| 1010 - \$3266 | 5010 - \$3E6F |
| 1020 - \$2E67 | 5020 - \$8177 |
| 1030 - \$3866 | 5030 - \$2B67 |
| 1035 - \$7B0B | 5040 - \$9E34 |
| 1040 - \$2B80 | 5050 - \$6F94 |
| 1050 - \$7275 | 5060 - \$D78B |
| 1060 - \$0803 | 5070 - \$1690 |
| 1070 - \$0006 | 5080 - \$879D |
| 1080 - \$8D0D | 5090 - \$08A7 |
| 1090 - \$4CD7 | 5100 - \$4F2E |
| 1100 - \$DDA1 | |



What this basically does is convert the disk over to a normal DOS 3.3 format and performs a sector edit on track \$02, sector \$03, byte \$47 from BB to AA and byte \$51 from CF to AD.

OK, now we are ready to take out the main protection. As far as the first routine, it hasn't moved anywhere. But for a change of pace, I will show another way to avoid it that sometimes works. This involves disabling the actual track check routine. Doing this does not always work, but if it does, it is easier. It does work for Archon II.

Almost all of Electronic Arts' protection schemes are initiated with a 4C 69 xx where xx is the page that it resides. The boot has its code located at \$A000, so there we will find a 4C 69 A0. By putting an 18 60 there, we would skip the protection code, but not fool the checksum routine. If in monitor you add 4C+69 and then that result +A0, you will see what we need to have as a final number to balance. This is accomplished by placing at \$A000 an 18 60 DD:

A000:18 60 DD

On the disk, this is track \$01, sector \$0F, byte \$00-\$02. Make this change with a sector editor. Now that we know what we are looking for as far as the protection code is concerned, we can scan the disk for any 4C 69's and see if they involve the protection scheme.

In summary, there is one more on track \$04, sector \$07 at bytes \$00-\$01. However, this time an 18 60 plus the balance will not work. We must go to the sure-fire method. So, we look at track \$04, sector \$06 (the code loads in reverse order). At byte \$6B we see the beginning of the call to the protection scheme. To eliminate this, we need a two byte balance along with the 18 60 because the carry needs to be set after our addition. $18+60 = 78$, but does not set the carry flag. So, we use 18 60 F0 7E. The sum of these four bytes is equal to the sum of 20 1D F9 B0, which was there previously. This is all that is needed to deprotect Archon II.

Summary

Convert the disk format using Super IOB or some other method. The Super IOB controller with this article includes the following sector edits. Otherwise, you will need to do this with a sector editor.

| track | sector | byte | from | to |
|-------|--------|------|------|------|
| \$01 | \$0F | \$00 | \$4C | \$18 |
| \$01 | \$0F | \$01 | \$69 | \$60 |
| \$01 | \$0F | \$02 | \$A0 | \$DD |
| \$02 | \$03 | \$47 | \$BB | \$AA |
| \$02 | \$03 | \$51 | \$CF | \$AD |
| \$04 | \$06 | \$6B | \$20 | \$18 |
| \$04 | \$06 | \$6C | \$1D | \$60 |
| \$04 | \$06 | \$6D | \$F9 | \$F0 |
| \$04 | \$06 | \$6E | \$B0 | \$7E |

That's it!

Next up:



Boy, these are getting easy, aren't they? Well, with Adventure Construction Set, we don't even have to convert the format! It is in a copyable format to begin with, much like Seven Cities of Gold. In fact, it is the same format! So, copy sides 2, 3, and 4 with any normal copy program. For side 1, copy the disk and ignore errors on tracks \$05 and \$06, or skip them completely. We will disable the first call to the protection scheme in almost the same fashion as well. Just the balance bytes need to be modified. So on your copy of side one, edit track \$01, sector \$0E, byte \$47-\$4A to 18 60 80 70. OK, now to find some more protection code....

Unfortunately, they have modified the code slightly so that it looks different when executed in memory. The actual routines we want are encrypted on the disk. After a long round of detective work, I discovered that the other protection scheme code loaded in at \$BD00. The call resides within a routine at \$4054. This

routine is encoded on the disk and then decoded after being loaded in. Every other byte is EORed with an increasing value. A very interesting scheme indeed! The routine is accessed via lookup table. The bytes 54 40 are stored at \$4052, right before the actual routine. At the end of the routine, it jumps out to \$D37. My idea was to change the lookup table from 54 40 to 37 0D, and bypass the entire mess. However, changing the two bytes would throw their checksum off considerably, so I took another approach. The 54 in the table is a 53 when loaded and the 40 is left unchanged. The jump to \$D37 is at \$4073, so I thought, why not just have the lobyte point to 73 instead of 54? OK, well the checksum must balance encoded and decoded, so I had to come up with two bytes that would do so. By changing \$4052 from 53 to 74 will allow it to decode into 73 instead of 54. That's part of the solution. But I have added \$21 to the checksum in the encoded form and \$1F to it in decoded form. So I must change another byte to reverse that. It so happens that at \$4056 is a 25 that gets decoded to a 2C, by changing it to a 04 completes the solution! All of this is found on track \$07, sector \$0F, byte \$52 and \$56. Make these modifications and you are done!

Summary

- 1) Copy all four sides using any decent copy program. On side one, ignore errors on tracks \$05-\$06, or just skip them.
- 2) With a sector editor, make the following modifications to your copy of side one:

| track | sector | byte | to |
|-------|--------|------|------|
| \$01 | \$0E | \$47 | \$18 |
| \$01 | \$0E | \$48 | \$60 |
| \$01 | \$0E | \$49 | \$80 |
| \$01 | \$0E | \$4A | \$70 |
| \$07 | \$0F | \$52 | \$74 |
| \$07 | \$0F | \$56 | \$04 |

Now you now have a deprotected copy of Adventure Construction Set!



Grolier Software

How to deprotect The Isle of Mem (both sides), Wonderquest, Informaster and others written in Pascal.

by Jay O'Donnell

Requirements:

48K Apple II and up
A sector editor
COPYA
Blank disk(s)
Isle of Mem, Informaster, WonderQuest or other Grolier disks

The Knowledge Explorer Series by Grolier is designed to teach young children how to use the encyclopedia. This is done by the use of games or tutorials and a volume of the New Book Of Knowledge Encyclopedia.

The Isle of Mem and the Troll Forest of Mem (side two) are like a Trivial Pursuit game for kids. You must collect twenty Mem stones to build your house before the hurricane comes. You receive a Mem stone each time you answer a trivia question. The answer can be found in a volume of the encyclopedia.

WonderQuest is used to learn about different people, places, and things. This is done by narrowing down the subject, by going through different sub-topics, until you find what you are looking for. It then tells you where to find it in the encyclopedia.

Informaster is a database which includes a tutorial on how to use it. It allows you to do most database tasks but it's not another DB Master.

These disks are great for schools or for a family who got "taken in" by an encyclopedia salesman and want their kids to learn how to use them. Their graphics are nice and they are written to be very user-friendly.

There are two different types of Grolier disks. The above mentioned and some more, written in Pascal. Others are in Applesoft and machine language. If you wish, skip the explanation on how I did it and go to the section marked "The Softkeys" to deprotect your Grolier disk.

If the disk boots with a BASIC prompt (]), then your disk only has a modified DOS. Go to the section on BASIC disks to deprotect

these, because they are easily dispatched with Super IOB.

If the disk boots like Wizardry, that is, if the screen fills full of inverse @'s on the boot then it is written in Pascal. These disks can normally copied with COPYA, but the copy will not work. This indicates that they have nibble counts.

In order for a nibble count to read the disk, it must first turn the drive on. This is done most commonly by a LDA \$C08C,X but there are other ways. With this in mind and armed with my sector editor I searched for 8C C0. On The Isle of Mem, I found this on track 1F, sector E (see listing with this softkey).

It turns on the disk drive and reads a value off the disk. Then it compares the value read to the real value. If it is not the same number, it will crash. The routine does this several times to be sure that the disk is an original.

The Softkeys

Below is how to deprotect The Isle of Mem (both sides), WonderQuest, Informaster and others written in Pascal.

Isle of Mem side 1: Copy disk with COPYA and read track 1F sector E. Change byte 3B from a BD to a 60.

Side two: COPYA the disk and read track 1E sector 4. Change byte 49 from a BD to a 60.

WonderQuest: COPYA the disk and read track 22 sector 5. Change byte 9F from a BD to a 60.

Informaster: COPYA the disk and read track 1E sector 1. Change byte 07 from BD to a 60.

Graphmaster: COPYA the disk and read track 16 sector 2. Change byte C7 from a BD to a 60.

If the disk is written in Pascal and is not listed, follow these steps:

1) Use a sector editor with searching capabilities such as Tricky Dick and search for 8C C0. It may turn up on several tracks so write them down.

2) Disassemble the sector(s) by whatever means you have, and compare these to the accompanying listing to find the one that looks most like it.

3) Once you have found the nibble count, put a \$60 (RTS) at the beginning of the first LDA C08C,X, that is, on the first \$BD of the check. It should now work.

Basic Prompt Disks

If the disk boots with a basic prompt then use the standard swap controller with Super IOB. (Refer to other Swap softkeys for a way to capture the RWTS.) The disks I tested this on work fine with no changes. Make sure you use a fast DOS on your copy, or it will take eons to load.

Listing of Grolier's Copy Protection

| | | |
|------|--------------|--------------------|
| 93B- | LDA \$C08C,X | ;Read disk and |
| 93E- | BPL \$93B | ;look for |
| 940- | CMP #\$A6 | ;A6 |
| 942- | BNE \$0931 | |
| 944- | LDA \$C08C,X | ;Read disk and |
| 947- | BPL \$0944 | ;look for |
| 949- | CMP #\$BC | ;BC |
| 94B- | BNE \$0931 | |
| 94D- | LDA \$C08C,X | ;Read disk and |
| 950- | BPL \$094D | ;look for |
| 952- | CMP #\$95 | ;95 |
| 954- | BNE \$0931 | |
| 956- | JSR \$01DE | ;if not then crash |
| 959- | LDA \$C08C,X | ;Read disk and |
| 95C- | BPL \$0959 | ;look for |
| 95E- | CMP #\$95 | ;95 |
| 960- | BNE \$96F | |
| 962- | JSR \$01DE | ;if not then crash |
| 965- | LDA \$C08C,X | ;Read disk and |
| 968- | BPL \$0965 | ;look for |
| 96A- | CMP #\$95 | ;95 |
| 96C- | BNE \$096F | |
| 96E- | RTS | ;return |

Xyphus

by Glenn Schmottlach

Xyphus
Penguin Software, Inc.
830 4th Ave.
P.O. Box 311
Geneva, IL 60134
\$34.95

Requirements

48K Apple][and up
Super IOB v1.2
Two blank disks or one notched disk
One or two disk drives

Xyphus is a fantasy role-playing game written by Robert Waller and Dave Albert. It occupies both sides of a double-sided disk and is unfortunately copy protected. For a brief review of the game see *Hardcore COMPUTIST* No. 18 on page 19. You may skip to the instructions from here if you wish.

The Protection

If you listen and watch the Xyphus game boot, it appears to resemble a normal DOS 3.3 disk except for the fact that it boots a little bit faster. With that idea in mind I used Copy II+

V4.4D to view the raw track nibbles on the program disk. Another good program to use to view raw track nibbles is the Nibbler which was published in *Hardcore COMPUTIST* No. 19 on page 25.

After comparing the data, address, prologue, and epilogue marks on the protected disk to that of a normal DOS 3.3 disk, I noticed that both the end-of-address and end-of-data marks had been changed from DE AA EB to DA AA EB on all the tracks on both sides of the Xyphus game disk. These various types of marks are placed on the disk when it is initialized so that DOS can keep track of where a sector and other important information begins.

Along the same line I noticed something strange about about the start of address marks on the protected disk. These marks alternated between the standard DOS 3.3 values of D5 AA 96 on even numbered tracks and then changed to D4 AA 96 on odd numbered tracks. The second difference I found was that the program side of the Xyphus disk only used tracks \$0-\$11 and the scenario side used tracks \$0-\$20 with the rest of both sides of the disk being unformatted. Also the volume number of the scenario side of the Xyphus disk is 2 while the program side has a volume of 254. The program uses this fact to differentiate between the two sides.


By this time I thought I had figured out all the program's protection, so using Super IOB I wrote up a controller for the game. All worked smoothly and it booted up on the first

try. When it came time to make a new player disk I ran into some problems. Whenever the program tried to copy the deprotected scenario disk to the player disk, the disk drive would make some recalibration noises and the program would stop. It occurred to me that the routine that was responsible for copying the scenario side to the player disk was trying to read the deprotected version using the old marks. Essentially the routine was trying to read the unprotected scenario side as if it was still in its original protection. The marks wouldn't match so the copying routine wouldn't know where the track data began.

Since the program side of the Xyphus disk was also deprotected I started looking for a likely file on it that would contain the copying routine. The file I came up with was a binary file called DRIVE. After disassembling the file and working it over with my assembler I came up with the changes that would correct the problem the program had with copying the deprotected scenario side.

What it all came down to was changing the values of a few bytes which represented marks altered from standard DOS 3.3 values. All I had to do was change them to the correct values so the copying routine could match the values correctly and therefore find valid data on the tracks.

This may sound confusing but try to grasp the basic concept. These changes in the DRIVE file have been incorporated into five sector edits in the controller program.



The Instructions

Follow these steps to deprotect the Xyphus game disk:

- 1) Boot up a normal DOS 3.3 disk.
- 2) Type "FP" and then insert a blank disk.
- 3) Initialize the blank disk.

INIT SHIMMER

- 4) Install the accompanying controller in Super IOB.
- 5) Run Super IOB. When it asks you if you want to initialize a disk press Return (for "NO").
- 6) Copy the Program side of Xyphus.
- 7) After the copy is completed retype the following lines of the controller as shown.

```
1010 TK=0:ST=0:LT=33:CD=W
1040 IF BF THEN 1080
```

- 8) Get your other blank disk out and run Super IOB again.
- 9) When you get to the prompt that asks if you want to initialize the duplicate disk type "Y" and give it a volume number of 2.

- 10) Copy the Scenario side of Xyphus onto that blank disk.

You now have a deprotected Xyphus game disk. Use it as you normally would. There is a miniscule bug on the deprotected version of

the Xyphus game disk. After you have made a player disk and it tells you to insert the program disk and press a key, the program will exit to BASIC instead of booting the disk. This is because of the way the copying routine exits. What it does is make a jump to the reset vector at \$3F2. Program control usually only jumps there when you press Reset. If the Xyphus program disk had been allowed to use its protected DOS when it was booted it would have set the vector to jump to a routine that would have rebooted the disk. On the other hand normal DOS 3.3 will return the user to BASIC.

To get the game going again just reboot the program disk. For the adventurous souls out there who would like to make your characters into gods, you can find the information that holds your characters attributes on track \$01 and sectors \$0C-\$0E of the player disk. With a little studying you should be able to decipher what numbers correspond with certain attributes. I hope you enjoy the game!


controller

```
1000 REM XYPHUS CONTROLLER
1010 TK = 3 : ST = 0 : LT = 18 : CD = W : POKE 47445
    ,212
1020 T1 = TK : POKE 47505 ,218 : POKE 47413 ,218
    : GOSUB 490
1030 GOSUB 430 : GOSUB 100 : ST = ST + 1 : IF ST <
    DOS THEN 1030
1040 RESTORE : GOSUB 310 : IF BF THEN 1080
```

```
1050 ST = 0 : TK = TK + 1 : IF TK = LT THEN 1080
1060 IF TK / 2 = INT (TK / 2) THEN POKE 47445 ,213
    : GOTO 1030
1070 POKE 47445 ,212 : GOTO 1030
1080 GOSUB 230 : TK = T1 : ST = 0 : GOSUB 490
1090 GOSUB 430 : GOSUB 100 : ST = ST + 1 : IF ST <
    DOS THEN 1090
1100 ST = 0 : TK = TK + 1 : IF BF = 0 AND TK < LT THEN
    1090
1110 IF TK = LT THEN 1140
1120 IF TK / 2 = INT (TK / 2) THEN POKE 47445 ,213
    : GOTO 1020
1130 POKE 47445 ,212 : GOTO 1020
1140 HOME : PRINT "COMPLETED^ COPYING" : GOSUB
    230 : END
5000 DATA 5^ CHANGES
5010 DATA 7 ,9 ,143 ,222
5020 DATA 7 ,9 ,249 ,222
5030 DATA 7 ,8 ,85 ,222
5040 DATA 7 ,8 ,192 ,222
5050 DATA 7 ,8 ,252 ,0
```

controller checksums

| | | | |
|------|----------|------|----------|
| 1000 | - \$356B | 1110 | - \$1B8B |
| 1010 | - \$57EC | 1120 | - \$E1B4 |
| 1020 | - \$1461 | 1130 | - \$E58D |
| 1030 | - \$0260 | 1140 | - \$09A6 |
| 1040 | - \$9434 | 5000 | - \$9B2A |
| 1050 | - \$4F61 | 5010 | - \$E58E |
| 1060 | - \$955F | 5020 | - \$BF5A |
| 1070 | - \$3FCB | 5030 | - \$1325 |
| 1080 | - \$47FB | 5040 | - \$E2D6 |
| 1090 | - \$62F0 | 5050 | - \$A0D0 |
| 1100 | - \$42B6 | | |



Direct Sector

by Bryan Farlow
and Robert Knowles

Requirements:

At least 48K
DOS 3.3
A scratch disk to practice on

Have you ever wanted to get a sector from a disk without having to start up a sector editor, make your own IOB (Input/Output Block) routine, or even having to learn how to access sectors on your own? Well, here's the answer to your problems.

Type in the hexdump at the end of this article. BSAVE it as SREAD/SWRITE with

```
BSAVE SREAD/SWRITE,A$300,L$3A4
```

Most any time you need it, you can simply BRUN it. The commands will be ready to use. It takes up some memory in the \$300 page, but after BRUNing it, you will still have memory from \$300 to \$35C free to use.

This little addition to DOS creates two new commands for DOS called **SREAD** and **SWRITE**, at the expense of the little-used commands CHAIN and APPEND. The routine is relatively small and convenient, and the commands are pretty handy (in my opinion).

The new command SREAD will fetch a sector from the disk and put it at the address you specify. SWRITE is exactly the same, except that it will store 256 bytes starting at the address you give, and put them in the sector you indicate.

Practice on a scratch disk before you do anything with your new commands.

The syntax for SREAD and SWRITE is:

```
SREAD Ttt,Sss,Aaaaa
```

where you replace **tt** with the track number, **ss** with the sector, and (of course), **aaaa** with the address to load the sector to or save the sector from. You may use decimal or hex numbers like you do with BLOAD and BSAVE (preceding hex numbers with "\$").

In order to have a "T" (Track) keyword, "V" (volume) was renamed. V was chosen because it is not used much in a system with just floppy drives (more on that later). Notice that you use the "S" for both Sector and Slot. SREAD/SWRITE will operate only in slot 6, and the other commands will still think that "S" means Slot. The range of allowable values for "S" has been extended from the original 1-7 to 0-15 so you can use it for Sectors.

How It Works

The program, when first executed, stores the names of SREAD and SWRITE in place of CHAIN and APPEND, respectively. Then "V" is renamed to "T" and the range for "S" is extended by putting new values in the

Access From DOS

keyword range table. The syntax for SREAD/SWRITE is changed from what CHAIN and APPEND had, to allow the keywords "T" (formerly "V"), "S", and "A". The last step to installing the commands is to modify the actual CHAIN and APPEND routines to jump to the new commands instead. A JuMP to SREAD (\$365) is put at the beginning of CHAIN, and JuMP to SWRITE (\$35D) is put in APPEND.

When all this is done, the commands are officially installed. The installing part of the program is now disposable and can be erased, overwritten, or ignored. The next part is the actual command handler. If DOS finds the word SREAD or SWRITE while sorting a command line, control will be passed to SREAD or SWRITE after checking syntax and storing keyword values.

Private IOB

SREAD/SWRITE keeps its own private IOB (Input/Output control Block) to perform its operations. When it is entered at SWRITE, the command code for Write (2) is stored in the IOB, and the program skips to the main part. SREAD is the same, except that the command code for Read (1) is stored.

The command now finds the number we specified for "T" (DOS thinks it's Volume) and puts it in the IOB as the track number. It will do the same for "S" (Sector) and "A" (Address), put the address of the IOB in the A and Y registers, calls RWTS (Read/Write a Track and Sector), which loads in the desired sector, and returns to DOS.

Source Code for Sread/Swrite

```

*-----*
*           DOS 3.3 SREAD AND SWRITE PATCH           *
*           BY BRYAN FARLOW                           *
*-----*
*
03D9- RWTS      .EQ $3D9      RWTS ENTRY POINT
AA66- VAL.VOL  .EQ $AA66     VOLUME SPECIFIED WITH "V"
AA6A- VAL.SLOT .EQ $AA6A     SLOT SPECIFIED WITH "S"
AA72- VAL.ADRL .EQ $AA72     ADDRESS SPECIFIED WITH "A"
AA73- VAL.ADRH .EQ VAL.ADRL+1 HIGH BYTE OF ADDRESS
A893- N.CHAIN  .EQ $A893     LOC OF "CHAIN" NAME IN DOS
A8C6- N.APPEND .EQ $A8C6     LOC OF "APPEND"
A941- LTTR.V   .EQ $A941     LOC OF "V"
A95D- RANGE.S  .EQ $A95D     VALID RANGE TABLE FOR "S"
A911- K.CHAIN  .EQ $A911     VALID KEYWORDS FOR CHAIN
A925- K.APPEND .EQ $A925     KEYWORDS FOR APPEND
A4F0- CHAIN    .EQ $A4F0     ADDR OF CHAIN HANDLER
A298- APPEND   .EQ $A298     ADDR OF APPEND HANDLER
*-----*
*           ENTER HERE TO INSTALL SREAD & SWRITE     *
*-----*
*           OR $300                                     *
*           .TF OBJ.SREAD/SWRITE                       *
0300: A0 04    PATCHIN LDY #4      CHANGE NAME OF CHAIN
0302: B9 48 03 .1      LDA D.SREAD,Y - TO "SREAD"
0305: 99 93 A8      STA N.CHAIN,Y
0308: 88          DEY
0309: 10 F7       BPL .1
030B: A0 05       LDY #5      CHANGE "APPEND"
030D: B9 4D 03 .2      LDA D.SWRITE,Y - TO "SWRITE"
0310: 99 C6 A8      STA N.APPEND,Y
0313: 88          DEY
0316: A0 07       BBA #2D4    STORE A "T" (TRACK)
0318: 8D 41 A9     STA LTTR.V  - IN PLACE OF "V" (VOLUME)
031B: A0 03       LDY #3      CHANGE RANGE OF "S"
031D: B9 53 03 .3      LDA DATA.S,Y - FROM 1-7 TO 0-15
0320: 99 5D A9     STA RANGE.S,Y
0323: 88          DEY
0324: 10 F7       BPL .3

```

Warning!

It can be BRUN to install it at most any time. However, for safety's sake it would be wise to use it with only a normal DOS, and not one of the speedy ones available on the market, because it uses locations specific to DOS 3.3.

You should specify Track, Sector, and Address every time you use the commands, or the results may be quite unpredictable. As presented, It will work properly only on 48K DOS 3.3, floppy disk only. Hard disk systems running modified DOS use Volume for their own purposes, and may mistake Track for volume, with dangerous results.

Caution!

Watch out for the Slot/Sector parameter. DOS will allow attempts to use non-existent slots, and the system will hang if you try. You will not be able to access any slot other than 6 with SREAD/SWRITE.

Do not INIT after installing SREAD/SWRITE. The DOS stored on the disk will contain all the changes, but will not contain the actual SREAD/SWRITE routine.

Don't be afraid

Don't let the limitations scare you. Most of the time, you will never need them, but if you need a quick substitute for a sector editor, you can use these new commands almost immediately.

Advanced programmers should be able to easily modify this to live anywhere in memory they need it, including inside DOS.

hexdump

```

0300: A0 04 B9 48 03 99 93 A8 $193C
0308: 88 10 F7 A0 05 B9 4D 03 $3C10
0310: 99 C6 A8 88 10 F7 A9 D4 $CBF8
0318: 8D 41 A9 A0 03 B9 53 03 $2EF7
0320: 99 5D A9 88 10 F7 A9 40 $9E0F
0328: 8D 11 A9 8D 25 A9 A9 71 $C6CD
0330: 8D 12 A9 8D 26 A9 A0 02 $B7E1
0338: B9 57 03 99 F0 A4 B9 5A $C8D4
0340: 03 99 98 A2 88 10 F1 60 $683F
0348: 53 52 45 41 C4 53 57 52 $347F

0350: 49 54 C5 00 00 0F 00 4C $81BA
0358: 65 03 4C 5D 03 A9 02 8D $6D85
0360: 9B 03 4C 6A 03 A9 01 8D $CAC6
0368: 9B 03 AD 66 AA 8D 93 03 $FC54
0370: AD 6A AA 8D 94 03 AD 72 $279F
0378: AA 8D 97 03 AD 73 AA 8D $0A53
0380: 98 03 A9 03 A0 8F 20 D9 $5265
0388: 03 A9 06 8D 6A AA 60 01 $B00B
0390: 60 01 00 00 00 A0 03 00 $D64A
0398: 00 00 00 00 00 00 60 01 $C70A

03A0: 00 01 EF D8 $8F9B

```

```

0326: A9 40 LDA #540 CHANGE SYNTAX OF SREAD/SWRITE
0328: 8D 11 A9 STA K.CHAIN - FROM S,D,V,TO T,S,A
032B: 8D 25 A9 STA K.APPEND - BY STORING 540 71 IN
032E: A9 71 LDA #571 - EACH ENTRY IN ALLOWED
0330: 8D 12 A9 STA K.CHAIN+1 - KEYWORDS TABLE
0333: 8D 26 A9 STA K.APPEND+1
0336: A0 02 LDY #2
0338: B9 57 03 LDA RDJMP,Y .4
033B: 99 F0 A4 STA CHAIN,Y COPY JMP READ & JMP WRITE
033E: B9 5A 03 LDA WRJMP,Y -INSTRUCTIONS FROM DATA
0341: 99 98 A2 STA APPEND,Y - TO REPLACE BEGINNING
0344: 88 DEY - OF ORIGINAL CHAIN & APPEND
0345: 10 F1 BPL .4
0347: 60 EXITPTCH RTS DOS PATCHED. RETURN TO CALLER.

```

```

*-----*
* DATA USED IN PATCH *
*-----*

```

```

0348: 53 52 45
034B: 41 C4 D.SREAD .AT "SREAD"
034D: 53 57 52
0350: 49 54 C5 D.SWRITE .AT "SWRITE"
0353: 00 00 0F
0356: 00 DATA.S .HS 00000F00 NEW RANGE FOR "S"
0357: 4C 65 03 RDJMP .DA #54C,SREAD JMP INSTRUCTION TO SREAD
035A: 4C 5D 03 WRJMP .DA #54C,SWRITE JMP TO SWRITE

```

```

*-----*
* NEW SECTOR ACCESS ROUTINES *
*-----*

```

```

035D: A9 02 SWRITE LDA #2 COMMAND= WRITE
035F: 8D 9B 03 STA CMD STORE IT IN IOB
0362: 4C 6A 03 JMP MOVSECT PERFORM COMMAND
0365: A9 01 SREAD LDA #1 COMMAND= READ
0367: 8D 9B 03 STA CMD
036A: AD 66 AA MOVSECT LDA VAL.VOL TRACK STORED IN VOLUME
036D: 8D 93 03 STA TRK
0370: AD 6A AA LDA VAL.SLOT SECTOR # STORED IN SLOT
0373: 8D 94 03 STA SCT
0376: AD 72 AA LDA VAL.ADRL ADDRESS IS FOUND NORMALLY
0379: 8D 97 03 STA BUFLO
037C: AD 73 AA LDA VAL.ADRH
037F: 8D 98 03 STA BUF
0382: A9 03 LDA /TABLETYP SET UP TO USE RWTS
0384: A0 8F LDY #TABLETYP
0386: 20 D9 03 JSR RWTS READ SECTOR AS SPECIFIED
0389: A9 06 LDA #6
038B: 8D 6A AA STA VAL.SLOT RESTORE SLOT TO 6
038E: 60 RTS RETURN TO DOS

```

```

*-----*
* PRIVATE IOB FOR SREAD AND SWRITE *
*-----*

```

```

038F: 01 TABLETYP .HS 01 INDICATES IOB TABLE
0390: 60 SLT .HS 60 SLOT TO ACCESS
0391: 01 DRV .HS 01 DRIVE # (0 OR 1)
0392: 00 VOL .HS 00 VOLUME (0=255)
0393: 00 TRK .HS 00 TRACK
0394: 00 SCT .HS 00 SECTOR
0395: A0 03 DCTPTR .DA DCT POINTER TO DCT
0397: 00 BUFLO .HS 00 LOW BYTE OF BUFFER ADDR
0398: 00 BUF .HS 00 HIGH BYTE OF BUFFER ADDR
0399: 00 NOTHING .HS 00 UNUSED
039A: 00 BYTCOUNT .HS 00 # OF BYTES TO LOAD IN (0=256)
039B: 00 CMD .HS 00 RWTS COMMAND
039C: 00 ERRCODE .HS 00 ERROR FOUND
039D: 00 OVL .HS 00 LAST VOLUME NUMBER
039E: 60 OLDSL T .HS 60 LAST SLOT
039F: 01 OLDDRV .HS 01 LAST DRIVE
03A0: 00 01 EF DCT .HS 0001EFD8 DEV CHARACTERISTICS
03A3: D8

```

.....end of

F-15 Strike Eagle

By Larry Jasonowicz

F-15 Strike Eagle
 MicroProse Software
 120 Lakefront Dr.
 Hunt Valley, MD 21030
 (301) 667-1151
 \$34.95

Requirements

Apple][Plus with 64K, //e or //c
 F-15 Strike Eagle
 Super IOB v1.5
 One blank disk

F-15 Strike Eagle is a cross between an arcade game and a flight simulator. It has three levels of difficulty. Your objective as the manual puts it is "to complete each mission by destroying the primary targets and returning successfully to base". You must be able to continually fly the jet plus shoot and evade the enemy. It's easier said than done. If you are not interested in the copy protection technique and only want to back up F-15, then skip to the section on typing in the controller.

Overview From The Cockpit

F-15 uses a protection scheme which consists of formatting track \$06 to look like track \$05. There is absolutely no information on track \$06 but it's address information looks like track \$05. The disk is COPYABLE except for track \$06. When the disk boots it eventually goes to tracks \$04, \$05, \$05.5 and \$06 and looks for all of them (except track \$04) to be track \$05. The drive jumps back and forth between these tracks a total of 6 times to perform this check. The program does this check once more later on during the program load. The first check is executed from code that is loaded in at \$213-\$292 (located on disk at track \$20, sector \$00).

The people at MicroProse decided to try and hide the RWTS in the RAM card. I discovered this after noticing many JSR's to \$F800-\$FFFF that looked so similar to the normal RWTS AT \$B800-\$BFFF. The IOB table used by this RWTS is at \$BFD5-\$BFE5. Here is the protection code with comments:

```

213- STA $C083
216- STA $C083    ENABLE RAM CARD
219- LDA #$04
21B- STA $BFD9    SET UP FOR TRACK 4
21E- LDA #$D0    EOR $D0 WITH $EA
220- EOR $0200    AND STORE RESULT
223- STA $0200    AT $200
226- LDX #$00
228- STX $BFE1    DRIVE TO SEEK
22B- STX $BFD8    MATCH ANY VOLUME
22E- LDY #$06
230- LDA #$DB
232- STA $0201    STORE #$DB AT $201
235- STY $02AE    STORE #$06 AT $2AE
238- JSR $03E3    LOADS A&Y REG. WITH
                    IOB TABLE ADDRESS
                    ROM ENABLE
23B- STA $C081    USE RWTS IN RAM TO
23F- JSR $03D9    SEEK TRACK 4

241- STA $C083
244- STA $C083    ENABLE RAM CARD
247- LDX $F7F7    SLOT #
24A- STA $C089,X  TURN DRIVE ON
24D- LDA #$04
24F- ASL          STORE CURRENT TRACK,
250- TAY          $04 ($08/2 PHASES)
251- STY $0478    AT $478
254- INY          INCREMENT 1/2 TRACK
255- INY          INCREMENT 1/2 TRACK
256- TYA
257- PHA          STORE LAST TRACK
258- JSR $F9A0    SEEK $5,5,5 OR 6
25B- JSR $F944    RWTS READ ADDRESS
25E- BCS $026B    BRANCH IF READ ERROR
260- JSR $F8DC    RWTS READ SECTOR
263- BCS $026B    BRANCH IF READ ERROR
265- LDA #$05
267- CMP $2E      SEE IF ON TRACK $05
269- BEQ $0270    IF READ OK, OTHERWISE
26B- LDA #$C0     LOAD BAD VALUE INTO
26D- STA $0201    $201
270- PLA
271- TAY
272- CPY #$0C     BRANCH BACK TO $255
274- BNE $0255    TWO TIMES
276- DEC $02AE    USED AS COUNTER
279- LDA #$04
27B- ASL          SET UP FOR TRACK 4
27C- JSR $F9A0    SEEK TRACK 4
27F- LDY $02AE    BRANCH BACK TO
282- BNE $0235    $235 5 TIMES
284- STY $48      IOB POINTER
286- STA $C088,X  STOP DRIVE
289- STA $C081    ROM ENABLE
28C- LDY #$02     ?
28E- LDA #$94     ?
290- JMP ($0200) $200 MUST HOLD $DB3A
    
```

The heart of the copy protection lies at \$265-\$26F. This checks to see if your drive is on track \$06 (made to look like track \$05). If

there is an error, it loads \$C0 into \$201 instead of \$DB, like it's supposed to be. If this happens, when you get to \$290 you will jump incorrectly to \$C03A. If everything is ok, then the jump will be to \$DB3A. \$201 will also get incorrectly loaded if there is a read error at \$25B or \$260.

Later on during the program load, (after the menu selection) another access is made to tracks \$05, \$5.5 and \$06. The code for this is at \$B700-\$B764 (track \$1F, sector \$06). The code is so very, very similar to the previous code that it would be redundant to go over it.

Now it is just an easy matter to bypass this protection. Just replace the STA \$201 (\$26D/E/F) with three EA's (track \$20, sector \$00, bytes \$71-73). Now, even if the program senses any errors, it will not change \$201. The bytes to change for the second check are at \$B748/9/A. Change these three bytes from 8D 0D 6A to three EA's (track 1F, sector \$06, bytes \$DE-E0).

Making the Controller

There are only two changes that are made to the fast Super IOB controller. One is to skip track \$06. The other is to perform the sector edits. Type in the following controller and run it on F-15 STRIKE EAGLE.

controller

```

1000 REM FAST CONTROLLER
1010 TK=0:LT=6:ST=15:LS=15:CD=WR:FAST
    =1
1020 GOSUB 490:GOSUB 610:LT=35:RESTORE:T1
    =TK:TK=PEEK(TRK)-1:GOSUB 310:TK=T1
1030 GOSUB 490:GOSUB 610:IF PEEK(TRK)=LT
    THEN 1050
1040 TK=PEEK(TRK):ST=PEEK(SCT):GOTO 1020
1050 HOME:PRINT"COPYDONE":END
5000 DATA 6CHANGES
5010 DATA 31,6,222,234,31,6,223,234,31,6
    ,224,234
5020 DATA 32,0,113,234,32,0,114,234,32,0
    ,115,234
    
```

controller checksums

| | | | | | |
|------|---|--------|------|---|--------|
| 1000 | - | \$356B | 1050 | - | \$B56A |
| 1010 | - | \$F776 | 5000 | - | \$2009 |
| 1020 | - | \$E3D6 | 5010 | - | \$6B7F |
| 1030 | - | \$94A1 | 5020 | - | \$3AD1 |
| 1040 | - | \$6CB6 | | | |

Keep a firm hand on the stick and keep a close lookout for the missiles!

Injured

By Clay Harrell

Imagic

Requirements:

Apple][,][Plus, //e, //c
At least one disk drive
COPYA from the DOS 3.3 System Master disk
A sector editor
2 blank disks
Injured Engine

What a concept! I can remember when I was young, building a clear plastic model of an internal combustion engine. It gave you a cut away view of a car engine, and with some batteries, you got an operational demonstration. But the thing kept breaking and falling apart, and the batteries wore out... what a mess. Not to mention you had to put the thing together!

Finally, the same concept is available on the Apple. Injured Engine is an excellent graphics program, complete with icons, pull down screens, and double hi-res (if you have 128k). You don't have to put any plastic parts together or buy any batteries either.

The program is not only a simulation but also a game. You can also be presented with 5 engine problems that you have to correct using a minimum amount of time and money. In addition, there are complete descriptions of each part of the engine, if you don't understand a particular part or function.

Overall, this program receives a 9 out of 10 on my scale. The only thing I was unimpressed with, was the 48/64K Apple][version.

Because of the "interrogation routine" that decides if you have 128k, the program runs better on a //e or //c with 128k. If you are running on a][Plus and go back to the options screen and choose another game, Injured Engine reboots! This did not occur when running on a 128k //e or //c. Unfortunately, I was unable to fix this bug, but while trying, I

managed to circumvent the protection, and end up with an unprotected version (but still with the same bug!). Oh well...

Injured Engine used only the RWTS portion of DOS to load the program. This is evident from the lack of an Applesoft prompt upon booting the disk. To confirm this, I reseted into the monitor during the load and examined \$B700-BFFF. There was a pretty standard RWTS there. As it turns out, most of the disk is unprotected. Only track 6 was unreadable by normal DOS, and we'll find out why in a minute.

My first action was to trace the boot. Pretty much a standard boot. After the disk controller card loaded track 0, sector 0 into \$800-8FF, this routine loaded in RWTS and jumped to \$B700. A few instructions from \$B700 there was a JSR \$BEAF (jump subroutine at \$BEAF).

Following this routine led me to a JSR \$B500 (jump subroutine at \$B500). Now this routine was suspicious. It checked for normal DOS address and data markers. Remember that these markers tell DOS what track and sector it is trying to read (address markers), and where the data actually starts on the disk for that sector (data markers). A pretty standard protection is to change these markers from a normal DOS format, so copy programs can not accurately tell where the data actually is on a track.

OK, but why was there this routine that checked for normal DOS address and data markers? Shouldn't it be checking for some perverted format on that unreadable track 6? After all, RWTS has its own routines to check for normal data and address markers. Why not use those?

Well, they are checking for normal DOS address and data markers on track 5 and track 5.5. But why are they doing that, and why does that make track 6 unreadable?

To understand this we must understand the 35 track, standard Apple disk drive. A pretty common trick is to use half tracks in protection schemes. But you can not get 70 tracks by using track 1, 1.5, 2, 2.5, etc. The reason is that the drive head on the Apple can not write with that much precision. If you try to write to track 2 and then track 2.5, you get "track bleeding", and get very unpredictable results.

Engine

So if you use half tracks you still end up with 35 tracks, but on whole track increments (1.5, 2.5, 3.5, etc.). If you want to skip back to whole tracks, you have to skip a track, like using track 6.5 and then track 8.0. This is because track 7 or 7.5 is too close to tracks 6.5 or 8, respectively.

But if adjacent half tracks were written reliably (with very accurate drive equipment) you could READ them back reliable with a standard Apple drive. So if you had the drive equipment, you could produce a disk that used adjacent half tracks (i.e. 6.5, 7, 7.5, 8, etc.).

Uncopyable Copy Protection

This is what Imagic has done. They used some very accurate drive equipment to reliably write tracks 5 and 5.5 (but not track 6, hence wiping it out). Then their protection scheme just reads these tracks back, checking that they are readable and in the correct (normal DOS) format.

This is what the routine at \$B500 does. It reads tracks 5 and 5.5, and if they are not BOTH readable, it reboots. If they are readable, it continues along and loads the title page.

This is an uncopyable protection scheme! Regardless of the copy program you use, you can not make a copy of the original Injured Engine disk since your standard Apple drives will not write tracks 5 and 5.5 reliably.

But fortunately, we can defeat the routine that ultimately decides if both tracks 5 and 5.5 were read correctly. All we have to do is to NOP three bytes at \$B5B3 (NOP represents No Operation to the 6502). This defeats the whole protection scheme. By the way, there is no valid data on tracks 5, 5.5, or track 6. The routine at \$B500 only checks to see if tracks 5 and 5.5 are readable in normal DOS format.

Now we must find this code on the disk, and use our sector editor to change it. I used the disk search utility in the Inspector to find the code. It is on track 0, sector 5, bytes \$B3 to \$B5.

The only thing left to think about is how to copy the whole disk except track 6. Many disk utilities will do this for you (like Locksmith 5.0

Fastcopy), but I will explain how to do it with COPYA, since everyone has COPYA.

Cookbook Instructions

Here are the Cookbook steps to unprotecting Injured Engine:

- 1) Boot your normal DOS 3.3 System Master.
- 2) Run COPYA by typing:

RUN COPYA

- 3) After COPYA is loaded and asking for slot and drive specifications, press:



- 4) You should now be in BASIC. We have to defeat the UNABLE TO READ error. Type the following:

```
CALL-151  
3A1:18  
3D0G
```

- 5) Now delete line 70 of COPYA and run the program by typing:

```
70  
RUN
```

- 6) Copy the original Injured Engine disk to a blank disk. Note that your drive will spit and shudder on track 6. Just ignore this and let the copy finish.

- 7) Reboot your DOS 3.3 System Master and type:

RUN COPYA

- 8) Now copy side 2 of Injured Engine to a blank disk. Side 2 is unprotected.

- 9) After the copy is done, run your sector editor and edit your COPYAed Injured Engine. Change side 1, track 0, sector 5, bytes \$B3-B5 from E8 F0 3C to EA EA EA.

- 10) Don't forget to write the sector back out to your COPYAable Injured Engine.

And you're all done!



Essential Data Duplicator (EDD) Parameter List #3-7-1

Utilico Microware
3377 Solano Ave., Suite 352
Napa, CA 94558
(707) 257-2420

Continuing the Hardcore COMPUTIST tradition of providing up-to-date parameter information, Utilico Microware has been kind enough to share the following information with us.

Utilico Microware compiles this list from information gathered from EDD owners all around the world. So, if you can back up copy-protected software packages not on this list, or if you have a different way of backing one up, send the information to them (near the beginning of this article) so they can add 'em to the next list (be sure to include the company name).

The updated Essential Data Duplicator program information lists are published approximately every 2 to 3 months and are available only to registered EDD owners. If you would like to receive the next list, send in a self addressed stamped business (#10) size envelope with your *Registered EDD Serial number*, along with one dollar and make sure you include the number of your most current list (so they don't send you one that you already have). They will either send you the current list, or keep your envelope on file for the next list when it's published.

Or, if you prefer faster (and more expensive) service and are connected to The Source (via modem), you can now download the current EDD parameter list, contained in the Source file; "PUBLIC 176 DIRECT". This service is provide by Michigan Office Supply.

Finding Instructions for Copying Disks

NOTE: If you are backing up Apple III software, remember to always use one of the synchronize track processing modes; mode#2, #5, or #6. If you are using a //e or //c, the CAPS LOCK key must be in the DOWN position for EDD to run properly.

This parameter listing is different from most which contain the program name, the publishers name, and all known instructions for making back up copies of that program. If it were like that, there probably wouldn't be enough space in this issue for the whole listing. Instead, this list is divided into two sections; Programs Listed By Name and Protections Used By Companies.

The "Programs Listed By Name" section is an alphabetical order listing of protected programs by program name. To the right of each name is an acronym which refers you

to the software company and a letter which indicates which protection scheme the company used for that disk. With this reference, you would look up the software company in the "Protections Used By Company" section of the list to actually find information for copying that disk.

Since many software companies will use the same protection on all or most of their disks, if the name of the disk you are trying to copy is not located in the "Programs Listed By Name" section, try locating the company who publishes that disk in the "Protections Used By Company" section of the list. You have a very good chance that one of the instructions will work for that particular disk. If so, be sure to tell Utilico Microware, so they can add that program to the next list.

Here is an example for using this list to find the instructions for a disk. Suppose you want to make a back up copy of the disk named, "MICRO COURIER". First, look up MICRO COURIER in the "Programs Listed By Name" section of the list. It says, "MICRO COURIER:MICA#a". This tells us that the protection used on this disk is "MICA#a". Now, look up "MICA" in the "Protections Used By Company" section of the list. This shows that we used the abbreviation "MICA" for the company "MICROCOM INC." (who is the publisher of this disk). Since we know that the protection used is protection "#a"; locate protection #a for this company. Here, we find the instructions for copying this disk:

```
a. t22
   t0-t21 parm 28=3
```

How To Use The Instructions Found In The List

To make a back up copy of a program found in the list, you will need to know the coding used:

```
key: t      = TRACK START and/or END
      inc   = INCREMENT TRACK value
      parm  = PARAMETER CHANGE
      mode# = PROCESS MODE#
      normal = NORMAL; use only default
              values (press "return"
              for all prompts).
```

Here is an example: Let's say you want to copy a program with the instructions:

```
t0-t23
```

To copy this disk, you will need to copy the range of tracks from track "0" through track "23". So, when copying the disk, enter

the value "0" when EDD asks you for the START TRACK (it's already preset to "0"), and enter the value "23" when EDD asks for the END TRACK. Since the instructions don't tell you to change anything else, don't. Simply just press "return" for all the other prompts.

Here is more involved instruction example:

```
t0 parm 28=1
t1-t9 inc4
tA-t22 mode#2
```

You will notice that these instructions use three lines of information. Since there are three lines to this instruction and each line starts with a "t" (track) this means that there are three ranges of tracks to copy on this disk. The first range, "t0 parm 28=1", means that you will need to change the parameter "28" to the value of "1" (see OPTION 2 in the EDD manual if needed). After the parameter is changed (any parameters that need to be changed for a range of tracks are always changed first), enter a "0" for the START TRACK. Since "t0" (track "0") is the only track specified, you will also need to enter it for the END TRACK. There is no additional information for this range, so, just press "return" for all the other prompts. After EDD is done processing track "0", EDD will say "process done". At this point, one range of tracks has been copied.

The second range of tracks says, "t1-t9 inc4". Enter the value "1" for the START TRACK, and a "9" for the END TRACK. When EDD asks you for the INC TRACK value, enter a "4". After you copy this second range of tracks, EDD will again say "process done". The third range of tracks, "tA-t22 mode#2" is the last range that needs to be copied. Enter an "A" when EDD asks for the START TRACK, and a "22" for the END TRACK. When EDD asks for the PROCESS MODE, enter a "2" (synchronize tracks mode).

NOTE: You MUST copy the ranges of tracks in the order they are listed. One reason for this is because any parameter that may have been changed for a previously copied range of tracks stays changed for the next range. If the list tells you to "write-protect before running", be sure you put a write-protect sticker on the duplicate disk covering the notch, BEFORE attempting booting that disk! A good rule of thumb is: If an original disk has a write-protect sticker on it, always put a sticker on the duplicate disk before running it. Disk drive speed can be very critical on some disks. If you receive many "C" or "L" error codes, refer to OPTION 5 in the EDD manual for drive speed adjustments.



Programs Listed By NAME

ABM:MUSE#a
 ACCOUNTS PAYABLE:STAT#a
 ACCOUNTS RECEIVABLE:STAT#a
 ACE CALC:ARTS#a
 ACE WRITER:ARTS#a
 ADDITION MAGICIAN:LEAR#d
 ADDRESS BOOK:MUSE#a
 ADVANCED BLACKJACK:MUSE#a
 ADVENTURE:APPL#a
 ADVENTURE CMPTR LTRCY:normal
 ADVENTURE WRITER:CODE#a
 AE - SIDE A:BROD#j
 Side B:BROD#a
 AGENT USA:SCHO#e
 AIRSIM-1:MIN#b
 ALI BABA&40 THIEVES:QUAL#a
 ALIEN ADDITION:DLMS#a
 ALIEN RAIN:BROD#a
 ALIEN TYPHOON:BROD#a
 ALGEBRA I:EDUW#a
 ALGEBRA II:EDUW#a
 ALGEBRA III:EDUW#a
 ALGEBRA IV:EDUW#a
 ALGEBRA V:EDUW#a
 ALGEBRA VI:EDUW#a
 ALKEMSTONE:DAKA#a
 ALLIGATOR MIX:DLMS#a
 ALPHABET ZOO:SPIN#a or #b
 ALPINE SKIER SERIES:normal
 AMAZON:TRIL#a or b
 APPLE "21":SOFA#a
 APPLE AT PLAY:APPL#a
 APPLE CIDER SPIDER:SIER#a
 APPLE CILLIN:SIER#a
 APPLE FORTRAN:APPL#a
 APPLE GALAXIAN:BROD#a
 APPLE GRAD BOOK:JSSO#a
 APPLE LINK:normal
 APPLE LOGO V1.0:APPL#a or d
 APPLE MUSIC THEORY:APPL#c
 APPLE PANIC:BROD#a
 APPLE PASCAL:APPL#a
 APPLE PRSNTS-ERNIE QZ:APPL#a
 APPLE PRSNTS-INSNT ZOO:APPL#a
 APPLE PRSNTS-MIX&MATCH:APPL#a
 APPLE PRSNTS-SPOTLIGHT:APPL#a
 APPLESOFT-PART I:normal
 APPLESOFT TEACH ME:normal
 APPLE SPELLER III:mode#2
 APPLE WORKS:APPL#a
 APPLE WORLD:UNIT#a
 APPLE WRITER:APPL#a
 APPLE WRITER II:APPL#a
 APPLE WRITER IIE:APPL#a
 APPLE WRITER III:APPL#b
 APPLE WRITER TUTRL:CDEX#a
 APPLE WRITER PREBOOT:VIDE#a
 AQUIRE:AVOL#a
 APVENTURE TO ATLANTIS:SYNE#a
 ARTIST:SIER#b
 ASCII EXPRESS II:SOUD#a
 ASTEROID FIELD:CAVA#a
 ASTRONOMY DISK:PREN#a
 AUDEX:SIRU#a
 AUTOBAHN:SIRU#g
 AXIS ASSASSIN (old):ELEC#b
 AZTEC:DATS#a
 A2-FS1:SUBL#b
 A2-FS2:SUBL#c
 BAG OF TRICKS:QUAL#b
 BALTIC 1984:STRA#a
 BANK STREET STORYBOOK:MIND#a
 BANK STREET STORYBOOK:PIXE#a
 BANK STREET WRITER:

Broderbund version:BROD#h
 Scholastic version:SCHO#d
 BARON:BLUE#a
 BASIC NUMBER FACTS:CONT#a
 BATTLE OF SHILOH:STRA#a
 BATTLE NORMANDY:STRA#c
 BATTLES:COND#a
 BATTLE SIGHT:VERS#a
 BE A WORD DETECTIVE:MEDI#a
 BEER RUN:SIRU#b
 BENDAR:normal
 BENEATH APPLE MANOR:QUAL#a
 BERMUDA RACE:HOWA#a
 BEYOND CASTLE WOLFSTN:MUSE#a
 BIG DOOR DEAL SERIES:normal
 BIG MATH ATTACK:SOFG#c
 BILESTOAD:DATM#e
 BILL BUDGE 3-D GRAPHCS:CALI#b
 BILL BUDGE SPACE ALBUM:CALI#a
 BILL BUDGE TRILOGY:CALI#a
 BIOLOGY TEST MAKER:JSSO#a
 BLADE OF BLACKPOOL:SIRU#c
 Back side:SIRU#a
 BLAZING PADDLES:BAUD#a
 BODY TRANSPARENT:DESI#b
 BOLO:SYNE#a
 BOOKENDS:SENS#b
 BOOK KEEPER #1 & #2:normal
 BORG:SIRU#f
 BOWLING:DATT#a
 BPI VER 1.8:BPIS#a or b
 BRIDGE MASTER:DYNA#a
 BRIDGE:
 t0-t23
 BRUCE LEE:DATS#c
 BUG:SOFG#a
 BUG ATTACK:CAVA#c
 BUILD BETTER SENTNCS:MILT#a
 BUILDING INFRNCE SKILL:MEDI#a
 BUMBLE GAMES:LEAR#a
 BUMBLE PLOT:LEAR#a
 BURGERTIME:ATAR#a
 BUSINESS BASIC III:APPL#b
 BUSINESS GRAPHICS:APPL#a
 BUSINESS GRAPHCS III:APPL#b
 BUZZARD BAIT:SIRU
 CACTUS GRADE BOOK:DAVI#b
 CAMPAIGN TRILOGY:SYNE#a
 CANNONBALL BLITZ:SIER#a
 CANYON CLIMBER:DATS#e
 CARDIAC ARREST SIMLTR:ASPE#a
 CAREER DIRECTION:SYST#a
 CAREER SCAN IV:NATI#a
 CARRIER FORCE:STRA#a
 CARRIERS AT WAR:STRT#a
 CARTELS&CUTTHROATS:STRA#a
 French version:STRA#a
 CASINO:DATM#a
 CASTLE WOLFENSTEIN:MUSE#a
 CATALYST IIE:QUAR#b
 CATALYST III:QUAR#a
 CAVERNS OF COLLISTO:ORIG#a
 CAVERNS OF FREITAGE:MUSE#a
 CCA DATA MANAGEMENT:VISI#a
 CCAPP:SYST#a
 CEILING ZERO:TURK#a
 CENTIPEDE:ATAR#a
 CHALLENGE MATH:SUNB#b
 CHAMPION LODERUNR:BROD#l or i
 CHARLIE BROWN ABC:RAND#a
 CHARTS UNLIMITED:GRAP#a
 CHECKERS:ODES#a
 CHEMISTRY LAB SIMLTR:HIGT#a
 CHEMISTRY TEST MAKER:JSSO#a
 CHESS 7.0:ODES#a
 CHILDREN'S CAROUSEL:DYNA#a
 CHILDS PLAY:WERE#a

CHOPLIFTER:BROD#i
 CHRISTMAS ADVENTURE:BITC#a
 CLASSMATE:DAVI#b
 CLIP ART:SPRI#a
 CODEWRITER:CODE#a
 COLLEGE SCAN IV:NATI#a
 COLORING SERIES 1:KOAL#a
 COMPU CUBE:STON#e
 COMPU MATH:mode#3 or #4
 COMPUTER AIR COMBAT:STRA#a
 COMPUTER AMBUSH:STRA#a
 COMPUTER AMBUSH II:STRA#a
 COMPUTER BASEBALL:STRA#a
 COMPUTER BISMARCK:STRA#a
 COMPUTER LITERACY:CONT#b
 COMPUTER QUARTERBACK:STRA#a
 COMPUTER S.A.T.:HARD#a
 COMPUTERS IN EVERYDAY:MEDI#a
 COMPUTERS-WHAT ARE:MEDI#a
 CONAN (both sides):DATS#f
 CONGLOMMERATES COLIDE:
 t0-t2
 t3.25-t22.25 mode#2
 CONTINENT-CAPITLIZATN:HART#a
 CONGO:SENT#a
 COPTS & ROBBERS:SIRU#e
 COSMIC BALANCE:STRA#a
 COUNTING BEE:EDUW#a
 COVETED MIRROR:PENG#a
 CRANSTON MANOR:SIER#g
 CREATE-A-TEST:CROS#a
 CREATURE VENTURE:HIGL#a
 CRIBBAGE/SOLITAIRE:normal
 CRIME STOPPER:HAYD#a
 CRIME WAVE:PENG#a
 CRISIS MOUNTAIN:SYNE#a
 CRITICL MASS Boot side:SIRU#c
 Back side:SIRU#a
 CROSSCLUES:SRAS#a
 CROSSFIRE:SIER#c
 CROSSWORD MAGIC:
 Side 1-LSCO#a
 Side 2-LSCO#a
 CRUSH/CRUMBLE/CHOMP:EPYX#b
 CRYPTO-CUBE:DESI#a
 CUBIT:MICM#a
 CUSTOM MICRO ASMBLR:CUST#a
 CUT THROAT:INFC#a
 CYBER STRIKE:normal
 CYCLOD:SIRU#a
 CYTRON MASTERS:STRA#e
 DARK CRYSTAL:SIER#a
 DARK FOREST:SIRU#a
 DATA FACTORY 4.0:MICI#a
 DATA PLOT:MUSE#a
 DATA REPORTER:SYNE#b
 DATA TREE:normal
 DAWN PATROL:TSRG#a
 DAZZLE DRAW:BROD#m
 DB MASTER 3.0:STON#b
 DB MASTER 4 prgm disks:STON#d
 DB MASTER 4+ disk#1:STON#c
 disk#2:STON#a
 DB MASTER 4+/VISIFILE:STON#b
 DEADLINE:INFC#a
 DEATH IN THE CARIBN:MICI#a
 DECATHLON:MICS#a
 DEFENDER:ATAR#a
 DELTA DRAWING:normal
 DEMOLITION DIVISION:DLMS#a
 DEMON DERBY:BROD#a
 DEMON'S FORGE:normal
 DESKTOP PLAN II:MICP#a
 DIC-TION-ARY:SIER#j
 DIG DUG:ATAR#a
 DINOSAUR DIG:CBSS#a
 DISAPPEARING DOLPHIN:SPIN#a

DISK DRIVE ANALYZER:VERB#a
 DISK EDIT:SUPE#a
 DISK LIBRARY:normal
 DISK-0-DOC II:normal
 DISK RECOVERY:SENS#e or a
 DISK REPAIR KIT V2.2:SENS#a
 DOG FIGHT:MICI#a
 DOLLARS&SENSE I/IIe:MONO#a
 DOLLARS&SENSE IIc:MONO#
 DONKEY KONG:ATAR#a
 DOS ENHANCER:normal
 DOUBLE FEATURE MYSTERY:SCHO#b
 DOW JONES MRKT ANLZR:DOWJ#a
 DOW JONES NEWS QUOTE:DOWJ#a
 DO YOU SEE HOW I SEE?:ORAN#a
 DRAGON DIVISION:DLMS#a
 DRAGON'S EYE:EPYX#a
 DRAGON MIX:DLMS#a
 DROL:BROD#g
 DUELING DIGITS:BROD#i
 DUNG BEETLES:DATS#a
 DUNGEON:TSRH#a
 DUNZHIN:
 t0-t22 mode#2
 EAGLES:STRA#a
 EARLY GAMES:COUN#a
 SPRI#b
 EASY COM/EASY GO:TRAN#b
 EASY-WRITER:INFO#a
 EDIT 6502:LJKE#a
 EDU-PAINT:EDUW#a
 EDU-WARE DECMLS:EDUW#d
 EDU-WARE FRACTN:EDUW#d
 EGGS IT:GEBE#c
 EINSTEIN COMPILER:EINS#a
 ELECTRIC DUET:INSO#a
 ELEMENTARY MATH:STER#a
 ELIZA:ARTI#a
 EMPIRE 1: WORLD BUILDR:EDUW#a
 ENCHANTER:INFC#a
 ENCYPDIA BRITANICA EDU CORP:
 PHRASES & CLAUSES
 SUBJECTS & PREDICATES
 Dsk#1:ENCY#a Dsk#2:ENCY#b
 EPIDEMIC:STRA#f
 EPOCH:SIRU#e
 EPSON HIRES SCRIN DMP:AVAN#a
 ESCAPE:SUBL#a
 EVELYN WOOD DYNMC READR:TIME#a
 EVOLUTION:
 Compress:COMP#a
 Sydney:SYDN#a
 EXECUTIVE SECRETARY:SOFS#a
 EXPEDITION AMAZON:PENG#a
 EXPLORING LOGO:normal
 EXTRA, EXTRA:MILT#b
 E-Z DRAW:SIRU#a
 E-Z LEARNER:SILI#b
 FACEMAKER:SPIN#a
 FACTORY:SUNB#a
 FAHRENHIE 451:TRIL#b
 FALCONS:PICC#a
 FANTASY 3:normal
 FATHOMS 40:DATS#d
 FAX:EPYX#c
 Data disks:EPYX#a
 FCM:1ST CLASS MAIL:CONI#a
 FIFTH ESKADRA:SIMU#a
 FIFTY MISSION CRUSH:STRA#a
 FIGHTER COMMAND:STRA#a
 FINANCE MANAGER:HUME#a
 FINANCIAL FACTS:HOWA#a
 FIRE BUG:MUSE#a
 FLASHCALC:VISI#a or c
 FLIGHT SIMULATOR II:SUBL#c
 FLIP OUT:SIRU#c
 FONT DOWNLOADER:MICW#a

FONTRIX:DATU#a
 FONTRIX 2:DATU#a
 FONTRIX 3:DATU#a
 FONTRIX 5:DATU#a
 FORECAST:MONO#b
 FORM LETTER:mode#2
 FRACTIONS: BASIC CNCPTS:STEW#a
 FRACTIONS/DCMLS:EDUW#a or d
 FRACTION FEVER:SPIN#a
 FREDDY'S PUZZLING ADVTR:DLMS#b
 FREEFALL:SIRU#c
 FRENCH ACHIEVEMENT 1:MICC#a
 FRENCH-CLASSRM WORDS:CONT#a
 FRENCH-SHOPPING:CONT#a
 FRENCH-TRAVEL:CONT#a
 FRENCH-VOCAB BUILDER:CONT#b
 FRENCH FOR TRAVELERS:SOUd#b
 FRONTLINE:SUBL#a
 FUZZYWOMP:normal
 F-15 STRIKE EAGLE:MICR#a
 GALACTIC ADVENTURES:STRA#c
 GALACTIC ATTACK:SIRT#a
 GALACTIC EMPIRE:BROD#a
 GALACTIC GLADIATORS:STRA#e
 GALACTIC REVOLUTION:BROD#a
 GALACTIC TRILOGY:BROD#a
 GALAXY WARS:BROD#a
 GAME:RAND#a
 GAME OF THE STATES:MILT#a
 GAME SHOW & SUBJECTS:ADVA#a
 GAMMA GOBLINS:SIRU#b
 GATO:SPEC#a
 GED TESTS:INTE#a
 GEMSTONE WARRIOR:STRA#a
 GENERAL LEDGER:
 CONI#a
 SOFC#b
 GENETIC DRIFT:BROD#n
 GEOMETRY CONCEPTS:VENT#a
 GEOPOLITQUE 1990 (both sides):
 STRA#a or d
 GERMAN/ENG HANGMAN:GEOR#a
 GERMAN FOR TRAVELERS:SOUd#b
 GERMANY 1985:STRA#a
 GERTRUDES PUZZELS:LEAR#f
 GERTRUDES SECRETS:LEAR#f
 GHOST BUSTERS:ACTI#a
 GIN RUMMY:DATM#a
 GOBLINS:HIGL#b
 GOLD RUSH:SENT#b
 GOLF CLASSIC/COMPUBAR:MILL#b
 GORGON:SIRU#e
 GO TO HEAD OF CLASS:MILT#b
 GRADE MANGMENT 2:BERT#a or b
 GRADE MASTER V1.2:normal
 GRADE MASTER V1.23:
 t0-t23
 GRAMMAR EXAMINER:DESI#b
 GRAND PRIX-EST/ROUND:normal
 GRAPHICS DEPARTMENT:SENS#a
 GRAPHICS SOLUTION:ACCE#a
 GREAT MAINE TO CA RACE:HAYD#a
 GRUDS IN SPACE:SIRU#a
 GUADAL CANAL CMPAIGN:STRA#a
 GUIDE TO SIGNS/BLDNGS:MEDI#a
 GUINNESS BOOK OF WORLD RECORDS:
 ADDITION:SOCI#a
 SUBTRACTION:SOCI#a
 GUNS OF FORT DEFRANCE:AVOL#a
 HADRON:SIRU#e
 HAIL:SYNE#a
 HARD HAT MACK (old):ELEC#b
 HARTLEY CLOCK:HART#a
 HARTLEY MATH CONCPPTS:HART#a
 HARTLEY NOUN/PRNOUNS:HART#a
 HARTLEY NUMBER WORDS:HART#a
 HARTLEY PRESIDENTS:HART#a
 HARTLEY ROOTS:HART#a
 HARTLEY STATES:HART#a
 HARTLEY VERBS:HART#a
 HARTLEY WORD FAMILIES:HART#a
 HEAD-ON:CALI#a
 HELL FIRE WARRIOR:EPYX#a or b
 HEARTLAB:EDUA#a
 HEMODYNAMIC MANAGEMENT:AMER#a
 HERCULES:normal
 HEY DIDDLE DIDDLE:SPIN#a
 HIGH RISE:MICI#a
 HIGHWAY WARNING SIGNS:MEDI#a
 HIRES FOOTBALL:SIER#a
 HIRES GOLF 2 PRO:AVAN#a
 HIRES SOCCER:SIER#a
 HITCHHKRS GUIDE:INFC#a
 HODGE PODGE:ARTW#a
 HOME ACCOUNTANT:
 CONI#a
 SOFC#a
 HOMEWORD 1 0:SIER#a
 HOMEWORD 2 0:SIER#k
 HORIZON IV:GEBE#b
 HOW'BOUT NICE GAME CHESS:ODES#a
 HSD STATS PROGRAMS:HSDS#a
 HULK:ADVE#a
 HUMAN SYSTEMS DYNMCS:normal
 IFR SIMULATOR:normal
 ILLUSTRATOR:ISLA#a
 I LOVE AMERICA:normal
 INCREDIBLE JACK:BUSI#a
 INFIDEL:INFC#a
 INFORMATION MASTER:HIGT#a
 IN SEARCH MOST AMAZE:SPIN#a
 INSPECTOR:
 Alpha Logic Systems:ALPH#a
 Omega Microware:OMEG#a
 INSTANT ZOO:APPL#a
 INTNT'L GRAND PRIX:MUSE#a
 INTRO TO MICROCMPTRS:normal
 INVASION ORION:EPYX#a
 JAWBREAKER:SIER#d
 JIGSAW:MICI#a
 JUGGLES RAINBOW:LEAR#c
 JUMP JET:AVAN#a
 JUMP MAN Back:EPYX#a
 Front:EPYX#b
 JUNGLEHUNT:ATAR#a
 JUNIOR TYPER:AQUA#a
 KABUL SPY:SIRU#c
 KALEIDO-SOUND:normal
 KAMPFGRUPPE:STRA#a
 KAVES OF KHAKHN:DAKA#a or b
 KEY PERFECT:MICT#a
 KIDS ON KEYS:SPIN#a
 KID WRITER:SPIN#a
 KINDERCOMP:SPIN#a
 KINGS QUEST:SIER#a or b
 KINGS TESTING GROUND:normal
 KITCHEN PLANER:SAVS#a
 KNIGHT OF DIAMONDS:SIRT#b
 KNOWLEDGE MASTER SRS:ACAM#a
 KNOW YOUR APPLE:MUSE#a
 KOALAPRINTER:KOAL#a
 L.A. LAND MONOPOLY:CONI#a
 LABYRINTH:BROD#i
 LADY TUT:CALI#a
 LAFFPAK:
 t0-t22 parm 28=41
 LAST GLADIATOR (old):ELEC#b
 LAST ONE:DJSY#a
 LAZERSILK:GEBE#b
 LEARN BRIDGE MADE EZ:CBSS#a
 LEARNING AID:EDUC#a
 LEARNING WITH LEEPER:SIER#a
 LEGACY OF LLYLGAMYN:SIRT#c
 LES BATISSEURS D'EMPIRE:
 Side A:SIER#i
 Side B:SIER#a
 LETTER PERFECT:LJKE#a
 LEXICOM 3 0:MICT#a
 LINGUIST:SYNG#a
 LISP:DATS#a
 LIST HANDLER&UTILITY:SILI#b
 LOCK-IT-UP:DOUB#a OR #b
 LODGE RUNNER:BROD#f
 LOLLIPOP DRAGON:normal
 LOOKING INSIDE CMPTRS:MEDI#a
 LOST TOMB:DATS#a
 LUCKY'S MAGIC HAT:ADVA#D
 MAGICALC:ARTS#a
 MAGIC MEMORY:ARTS#a
 MAGIC SLATE:HART#b
 MAGIC SPELLS:LEAR#e
 MAGIC WINDOW:ARTS#a
 MAIL LIST MANAGR III:mode#2
 MANAGEMENT EDGE:HUMD#a
 MARAUDER:SIER#a
 MARK & RECAPTURE:COND#a
 MASK OF THE SUN:BROD#a
 MASQUERADE:PHOE#a
 MASTER DIAGNOSTICS:NICR#a
 MASTERING THE SAT:CBSS#a
 MASTER MATCH:ADVA#c
 MASTERNG PRTS SPEECH:SOCI#a
 MASTER TYPE:SCAR#a
 MATCH WITS:CBSS#a
 MATH BLASTER:
 boot side:DAVI#b (old)
 boot side:DAVI#c (new)
 data side:DAVI#a
 MATH CONCEPTS I & II:normal
 MATH GAMES:normal
 MATH MAZE:DESI#a
 MATHWARE SYSTEMS:
 t0-t22
 t3 parm 12=2 mode#3 or #4
 MEET THE PRESIDENTS:VERS#a
 MEGAFINDER:MEGA#a
 MEGASPELL:MEGA#a
 MEGAWRITER:MEGA#a
 MEGAWORKS:MEGA#a
 MELL SCIENCE VOLUMES:MELL#a
 MEMORY MATCH:HART#b
 MERLIN ASSEMBLER:SOUd#a
 MESSAGE CENTER:normal
 METEOR MULTIPLCATION:DLMS#a
 METEORDS/SPACE:QUAL#a or b
 METRI-VERT:EDUW#a
 MICKY'S SPACE ADVTR:SIER#I
 MICRO BARMATE:SOFC#a
 MICROBE:SYNE#a
 MICRO COOKBOOK:SOFC#a
 MICRO COURIER:MICA#a
 MICROILLUSTRATOR:KOAL#c
 MICROWAVE:CAVA#a
 MIDNIGHT MAGIC:BROD#b, e or i
 MILLIKEN MATH:MILL#a or c
 MILLIKEN WORD PRCRS:MILL#b
 MILLIONAIRE:BLUE#a, b or c
 MIND PROBER:HUMD#a or b
 MINER 2049ER:MICI#b
 MINGS CHALLENGE:
 See Miner 2049ER
 MINUS MISSION:DLMS#a
 MINIT MAN:PENG#d
 M.I.R.V.:DAKA#a
 MISSING RING:DATM#a
 MISSION ASTEROID:SIER#a
 MOLECULAR ANIMATOR:COMP#a
 MONEY MONEY:HART#a
 MONKEYMATH:ARTW#a
 MONTY PLAYS MONOPOLY:CONI#a
 MONTY PLAYS SCRABBLE:RITA#a
 MOON PATROL:APPS#b
 MOPTOWN:LEAR#a
 MOPTOWN HOTEL:LEAR#c
 MOPTOWN PARADE:LEAR#c
 MORLOC'S TOWER:EPYX#a
 MOTHER GOOSE FOR YOUNG:BOOK#a
 MOTION & ENERGY:JSSO#a
 MOUSE ATTACK:SIER#a
 MR. COOL:SIER#f
 MR. DO:DATS#g
 MUFPLOT:BASE#a
 MULTIDISK CATALOG III:SENS#a
 MULTIPLAN:MICS#a or b
 MULTIPLAN TUTORIAL:CDEX#a
 MULTIPLOY:REST#a
 MURDER BY THE DOZEN (old):
 CBSS#a
 MUSIC CONSTRUCTION(old):ELEC#b
 MUSIC MAKER:SUBL#a
 MUSIC MEISTER:SPRI#a
 MUSICOMP:APPL#a
 MYSTERY HOUSE:SIER#a or c
 French version:SIER#a
 NATO COMMANDER:MICR=a
 NEGOTIATION EDGE:HUMD#a
 NEPTUNE:BROD#c
 NETMASTER:ZOOM#a
 NEWSROOM:SPRI#b
 NIGHTMARE GALLERY:SYNE#a
 NIGHT MISSION PINBALL:SUBL#a
 NIGHT STALKER:MATT#a
 NIKROM MASTER DGNCTS:NIKR#a
 NORTH ATLANTIC 86:STRA#a
 NUMBER FARM:DLMS#a
 NURSERY STORY:normal
 NUMBER STUMPERS:LEAR#h
 NURSERY TIME:normal
 OBJECTIVE-KURSK:STRA#a
 ODYSSEY:SYNE#a
 OIL BARONS:EPYX#a
 OIL'S WELL:SIER#h
 OLDORF'S REVENGE:HIGL#a
 OLYMPIC DECATHLON:MICS#a
 OLYMPIC INSRNCE SYSTMS:OLYM#a
 ONE ON ONE (old):ELEC#b
 OO-TOPOS:SENT#a
 OPERATION APOCALYPSE:STRA#a
 OUTPOST:SIRU#b
 PACMAN:ATAR#a
 PARTHIAN KINGS:AVAL#a
 PDQ DATA BASE:MICO#a
 PEEPING TOM:MICI#a
 PEGASUS II:SIER#d
 PENGATE:PENG#a
 PERCENTS:MILT#c
 PERSONAL FINANCE MANAGR:APPL#a
 PERSONAL NETWORK:SCAR#aONAL T-
 OUCH:OKID#a
 PERSON TO PERSON:TRUT#a
 PFM:APPL#a
 PFS-ACCESS:SOFP#b or c
 PFS-FILE:SOFP#b or c
 PFS-FILE IIE/IIC:SOFP#b or c
 PFS-GRAPH:SOFP#b or c
 PFS-MAILLIST:SOFP#b or c
 PFS-REPORT:SOFP#b or c or d
 PFS-WRITE:SOFP#c or a
 PHANTOMS FIVE:SIRU#e
 PHASER FIRE:BROD#i
 PHI BETA FILER:SCAR#a
 PHOTAR:SOFT#a
 PHYSICAL SCI-CHEM:JSSO#a
 PHYSICS:
 Control Data:CONT#a
 Elementary Mechanics:ELEM#a
 PHYSICS TEST MAKER:JSSO#a
 PICTUREWRITER:SCAR#a

PIECE OF CAKE:COUN#a
 PIE MAN:PENG#a
 PILL BOX:normal
 PIXIT GRAPHCS PRCSSR:BAUD#a
 PINBALL CONSTRCTN (old):ELEC#b
 PLANETFALL:INFC#a
 PLANT FAMILY I.D:COND#a
 PLANTIN PAL:normal
 PLATO:CONT#a
 POLICE ARTIST:SIRT#d
 POOL 1.5:INNO#a
 POOYAN:DATS#b
 PORTFOLIO MASTER 3.1:INVE#a
 POSTER:SCHO#d
 PRACTICALC:COMU#a
 PREDICTOR 'PRO':PICK#a
 PRESIDENT ELECT:STRA#a or b
 PRINTER CONTRL PGM:normal
 PRINTER POWER:
 t0-t3
 t4-t5 parm 7=2 mode#2
 t6-t22
 PRINTOGRAPHER:SOUD#a
 PRINTSHOP (old version):BROD#d
 PRINTSHOP LIBRARY:BROD#a
 PRINTWHIZ:SIRT#d
 PRISONER:SIER#a
 PRISONER II:EDUW#b
 PROFESSIONAL BLCKJCK:SCRE#a
 PROGRAMMER:ADVC#a
 PRO TOUR GOLF:STRA#a or e
 PROTOZOA:VENT#a
 PULSAR II:SIRU#d
 PUNCTUATION SKILLS:MILT#a
 PURSUIT GREAT SPEE:STRA#g
 PUT TOGETHER, TAKE AWAY:MILT#c
 PUZZLER:TARA#a
 QUEEN OF THE PHOBOS:PHOE#a
 QUEST (both sides):PENG#a
 QUEST FOR TIRES:SIER#a
 QUESTRON:STRA#a
 QUICK FILE IIe:APPL#a
 RAILS WEST:STRA#e
 RANDAMN:MAGN#a or b
 RAPID READER:SILI#b
 RASTER BLASTER:BUDG#a
 RATIOS-PROPORTIONS:MILT#c
 RDF 1985:STRA#a
 REACH FOR THE STARS:STRT#a
 REACTIONS-ACIDS&BASES:JSSO#a
 READER RABBIT:LEAR#b
 READING BEE:EDUW#a
 READING PRIMER:EDUW#a
 REAR GUARD:ADVE#a
 RECATTA:HOWA#a
 REGIONS OF THE U.S:DAYB#a
 RELAX:SYNA#a
 RENDEZVOUS :EDUW#a or c
 RENDEZVOUS WITH RAMA:TRIL#b
 REPORTCARD:SENS#a, b or f
 REPTON:SIRU#c
 RESCUE AT RIGEL:EPYX#a or b
 RETURN OF HERACLES:QUAL#b
 RICOCHET:EPYX#a
 RINGSIDE:STRA#a or c
 ROAD TO GETTYSBERG:STRA#e
 ROBOT BATTLE:USAS#a
 ROBOT ODYSSEY:LEAR#a
 ROBOT WARS:MUSE#a
 ROCKY'S BOOTS:LEAR#b
 ROUTINE MACHINE:SOUD#a
 RUBIK'S CUBE:DOUB#a
 RUSSKI DUCK:BROD#c
 RHYMES&RIDDLES:SPIN#a
 SABOTAGE:SIER#d
 SALES EDGE:HUMD#a
 SAMMY LIGHTFOOT:SIER#d
 SANDS OF EGYPT:STRA#a
 SARGON II:HAYD#a
 SARGON III (old):HAYD#b
 SATURN NAVIGATOR:SUBL#d
 SCAPE ARCTURUS:normal
 SCM:CONI#a
 SCREEN WRITER II:SIER#a or e
 SEA DRAGON:ADVE#a
 SEA FOX:BROD#i
 SEA STALKER:INFC#a
 SECRETS OF SCIENCE ISL:mode#2
 SENSIBLE SPELLER III:SENS#d
 SENSIBLE SPELLER IV:SENS#b
 SENSIBLE SPLLR DICTNRY:SENS#a
 SENSIBLE SPLLR PRODOS:SENS#c
 SENTENCE STRUCTION:mode#2
 write-protect before boot
 SERIES FR-2:normal
 SERIES RU-2:normal
 SERIES SP-2:normal
 SERPENTINE:BROD#i
 SERPENTS STAR:BROD#a
 S.E.U.I.S.:STRA#b
 SEX RATED:normal
 SIX GUN TERRITORY:STRA#f or g
 SHADOWKEEP:TRIL#a
 SHATTERED ALLIANCE:STRA#a
 SHELIA:HALL#b
 SHERWOOD FOREST:PHOE#a
 SHIFTY SAM:RAND#a
 SIDEWAYS:FUNK#a
 SKIING 3-D:CONI#a
 SKY ABOVE/WATR BELOW:AQUA#b
 SNEAKERS:SIRU#b
 SNOOGLE:BROD#a
 SNOOPER TROOPS:SPIN#a
 SNOOPY SKYWRTR SCRMBR:RAND#a
 SOFT PORN ADVNTR:SIER#d
 SOLAR SYS ASTRONOMY:CROS#a
 SONGWRITER:SCAR#a
 SORCERER:INFC#a
 SORCERER OF CLAYMORGUE:ADVE#b
 SORCERER OF SIVA:EPYX#a or b
 SPACE:EDUW#a
 SPACE EGGS:SIRU#a
 SPACE QUARKS:BROD#o
 SPACE RESCUE:DAKA#a
 SPACE VIKINGS:SUBL#a
 SPANISH/ENG HANGMAN:GEOR#a
 SPANISH FOR TRAVELRS:SOUD#b
 SPECTRE:DATM#a or f
 SPEED READER II:DAVI#b
 data disks:DAVI#a
 SPELLAGRAPHER:normal
 SPELL HANDLER:SILI#a
 SPELLICOPTER:DESI#a
 SPELLIKAZAM:DESI#a
 SPELLING BEE:EDUW#a
 SPELLING GRADE 3 v2:ZANE#a
 SPELLING PRIMR:EDUW#a or b
 SPELLING SORCERY:SOUE#a
 SPELLING WIZ:DLMS#a
 SPELL IT:DAVI#b
 SPIDER EATER:KOAL#b
 SPITFIRE SIMULATOR:MINS#a
 SPY HUNTER:normal
 SPY'S DEMISE:PENG#a
 SPY STRKS BACK:PENG#a or c
 SQUARE PAIR:SCHO#b or c
 STANDING STONE (old):ELEC#b
 STAR BLASTER:
 t0
 t7-t20.5 inc 1.5
 STAR BLAZER:BROD#i or b
 STARCROSS:INFC#a
 STARGATE:WILL#a
 STAR THIEF:CAVA#b
 STAR WARRIOR:EPYX#a or b
 STAR WARS ADVENTURE:normal
 STATE GAME:DLMS#a
 STATE OF THE ART:STAT#a
 STATES AND TRAITS:DESI#b
 STELLAR DEFENSE:RAIN#a
 STELLAR SEVEN:SOFE#a
 STEP BY STEP:PROG#a
 STOCK PORTFOLIO:SMIT#a
 STORY MACHINE:SPIN#a
 STORY TREE:SCHO#c
 STRIP POKER:ARTW#a
 SUCCESS WITH MATH:CBSS#a
 SUMMER GAMES:EPYX#a or b
 SUNDOG (ver 1.0) side#1:FTLG#b
 side#2:FTLG#a
 SUPER BUNNY:DATM#a
 SUPER COPY III:SENS#a
 SUPER DISK COPY:SENS#a
 SUPERMAP:SOFG#b
 SONO#a
 SUPER PILOT:
 t0 mode#4
 t1-t22
 SUPER SPEED READER:MAGN#a
 SUPER TEXT:MUSE#a or b
 SUPER TEXT PRO:MUSE#a
 SUSPENDED:INFC#a
 SWAN-GANZ CATHETR SIM:AMER#a
 SWASHBUCKLER:DATM#c or d
 SWISS FAMILY ROBINSON:WIND#a
 SWORD OF KADASH:PENG#a
 TACTICAL ARMOR CMND:AVOL#a
 TAKE ONE:BROD#a
 TAPPER:SEGA#a
 TARTURIAN:normal
 TAWALA'S LAST REDOUT:BROD#a
 TAX ADVANTAGE 1983:CONI#a
 TAXMAN:HALL#a
 TAX MANAGER:CONI#a
 TEASERS BY TOBBS:
 t0-tC
 tD.5-t22.5
 TEDDY AND IGGY:SUNB#b
 TEMPLE OF ASPHI:EPYX#a or b
 TENNIS ANYONE:normal
 TERRAPIN LOGO V1.0:TERR#a
 TERRORIST:EDUW#a
 TERRORISTE:
 t0-t1F
 t20.75-t22.75
 THESEUS & MINOTUAR:TSRH#a
 THIEF:DATM#b
 THREE MILE ISLAND:MUSE#a
 THRESHOLD:SIER#c
 THUNDER BOMB:PENG#a
 TIC TAC SHOW:ADVA#b
 series disks:ADVA#a
 TIGERS IN THE SNOW:STRA#a
 TIME MANAGER:IMAG#a
 TIME IS MONEY:TURI#a
 TIME ZONE side #A:SIER#b
 sides #B-#L:SIER#A
 TITAN EMPIRE:MUSE#a
 TORPEDO FIRE:STRA#a
 TORPEDO TERROR:CONI#a
 TRACK ATTACK:BROD#i
 TRANSEND:TRAN#a
 TRANSEND II:TRAN#a
 TRANSYLVANIA:PENG#a
 TRAUMA SIMULATOR:MEDE#a
 TUBEWAY:DATM#a
 TUES MORN QUARTERBACK:EPYX#a
 TURTLE TRACKS:SCHO#a
 TYCOON:BLUE#a
 TYPE ATTACK:SIRU#c
 TYPEFACES:ALPS#a
 TYPE MASTER:normal
 TYPE-WRITER:PROF#a
 TYPING TUTOR:MICS#a
 TYPING TUTOR II:MICS#a
 U-BOAT COMMAND:SYNE#a
 ULTIMA:CALI#a
 ULTIMA II:SIER#b
 ULTIMA III:ORIG#a or b
 ULTYSES:SIER#a
 UNI-SOLVE:EDUW#a
 UNPRINTABLE PHYSICS:PREN#a
 UTILITY DISK, THE:normal
 VAMPYRE CAVES:normal
 VERB VIPER:DLMS#a
 VERSA-FORM:APPS#a
 VIEWMAX-80:normal
 write-protect before booting
 or see Lock-It-Up
 VISIBLE COMPUTR:6502:SOFM#a
 VISICALC PREBOOT:VIDE#a
 VISICALC II:VISI#a or d
 VISICALC IIE:VISI#a or d
 VISICALC ADVANCD:VISI#a or d
 VISICALC III:VISI#b
 VISICALC TUTORIAL:CDEX#a
 VISIDEX:VISI#a or c
 VISIFILE II:VISI#a
 VISIFROG:VENT#a
 VISIPILOT II:VISI#a
 VISISCHEDULE II:VISI#a
 VISITERM II:VISI#a
 VISITREND/PLOT 1.1:VISI#a
 VOCABULARY BUILDERS:CONT#a
 VOCBLRY BLDR-FRENCH:CONT#a
 VOCBLRY BLDR-GERMAN:CONT#a
 VOCBLRY BLDR-SPANISH:CONT#a
 VOICE:MUSE#a
 VOO-DOO CASTLE:ADVE#a
 VORTEX:DATM#a
 WAR IN RUSSIA:STRA#a or #c
 WARP DESTROYER:mode#2
 WARP FACTOR:STRA#a
 WAVY NAVY:SIRU#c
 WAYOUT:SIRU#c
 WHAT'S A MATTER?:ORAN#a
 WHOLE NUMBERS:CONT#a
 WHO? WHAT? WHERE?:HART#a
 WINDOW:normal
 WITNESS:INFC#a
 WIZARD AND PRINCESS:SIER#a
 WIZARDRY:SIRT#a
 WIZTYPE:normal
 WORD ATTACK:DAVI#b
 WORD CHALLENGE:
 t0-t23 mode#2
 WORD HANDLER:SILI#a
 WORD INVASION:DLMS#a
 WORD JUGGLER III:QUAR#a
 WORD MAN:DLMS#a
 WORD MASTER:DLMS#a
 WORD MENTOR II:CRIT#a
 WORDRACE:DONT#a
 WORD RADAR:DLMS#a
 WORDSPINNER:LEAR#g
 WORLD GREATST BLCK-JCK:APPL#a
 XPS DIAGNOSTIC II+/IIE:XPSI#a
 XYPHUS:PENG#a or b
 ZANDER-THE WIZARD LVL 1&2:
 t0-t23 mode#2
 ZAXXON:DATS#c
 ZENITH:GEBE#a
 ZOOM GRAFIX:PHOE#a
 ZORK I:INFC#a
 ZORK II:INFC#a
 ZORK III:INFC#a

....end of program Names

ACAM=ACADEMIC HALLMARKS
 a. normal

ACCE=ACCENT SOFTWARE
 a. normal

ACTI=ACTIVISION
 a. write-protect before boot
 normal

ADVA=ADVANCED IDEAS
 a. normal
 b. drive speed critical
 recopy t1.5-t4.5 until boot
 t0
 t6-t22
 t1.5-t4.5 parm 28=1
 c. t0.25-t2.25 mode#3 or #4
 t3.5-tF.5
 t11-t22
 d. t0-t22
 t9 parm 28=20 32=AE 33=AF
 39=18 3A=1 49=1 4B=0
 4C=1 4D=2 4F=1 50=1

ADVC=ADVANCED OPERATING SYSTMS
 a. normal

ADVE=ADVENTURE INTERNATIONAL
 a. normal
 or try:
 t0-t21
 t22 parm 5=2 mode#3 or #4
 b. copy both sides
 t0-t22 mode#2

ALPH=ALPHA LOGIC SYSTEMS
 a. normal

ALPS=ALPHA SOFTWARE CORP.
 a. mode#2

AMER=AMERICAN EDWARD LABORATRY
 a. drive speed critical
 normal

APPL=APPLE COMPUTERS
 a. normal
 b. mode#2
 c. mode#5 or #6
 d. t0-t20
 t21.25-t22.25 mode#2
 or try:
 t0-t21 mode#2
 t21.75-t22.75 mode#2
 or try:
 t0
 t1.75
 t2.25-t22.25
 or try:
 t0
 t1 mode#3
 t2-t22

APPS=APPLIED SOFTWARE TECHNLOGY
 a. normal
 b. mode#2

AQUA=AQUARIUS PEOPLE INC.
 a. normal
 b. mode#5 or #6

ARTI=ARTIFICIAL INTELLIGENCE
 a. normal

ARTS=ARTSCI
 a. normal

ARTW=ARTWORKS
 a. mode#2

ASPE=ASPEN SYSTEMS CORP.
 a. normal

ATAR=ATARI SOFT
 a. drive speed critical
 normal

AVOL=AVOLON HILL
 a. normal

AVAN=AVANTE-GARDE
 a. normal

BASE=BASE 2 SYSTEMS
 a. mode#2

BAUD=BAUDVILLE
 a. normal or mode#2

BERT=BERTAMAX, INC.
 a. normal
 b. mode#3

BITC=BIT CARDS
 a. normal

BLUE=BLUE CHIP SOFTWARE
 a. normal, or try: t0-t23
 b. t0-t22 mode#5 or #6
 c. t0.25-t22.25

BOOK=BOOK LURES
 a. normal

BPI=BPI SYSTEMS INC.
 a. normal
 b. t0-t22 parm 08=18 09=0

BROD=BRODERBUND SOFTWARE
 a. mode#2, normal, or t0-t23
 some older games try just:
 t0-tF
 b. t0-tB mode#2
 tC.25-t1E.25
 t20
 c. drive speed critical
 t0
 t1.25-t22.25 mode#2
 d. drive speed critical
 recopy t22 until it boots
 t0-t21
 t22 parm 05=02 28=10 2B=F5
 parm 2D=7F 3D=FF 3E=FF
 parm 3F=D4 40=D5 41=DE
 parm 42=D4 45=F5 46=AA
 parm 47=7F 48=7F
 e. drive speed critical
 t0-t12
 t13.25-t15.25
 t22
 or try:
 t0-tB
 tC.25-t15.25
 t22

f. very hard to copy
 drive speed critical
 t0
 t3-tC
 tD.25-t20.75
 incl.5 mode#2

g. t0-4
 t2.75
 t5-t22 parm 28=40 57=AD
 parm 5E=F7 5F=DB

h. drive speed critical
 t0-t1A
 t1B-t22 mode#4 or #3

i. hard to copy
 try using one disk drive
 drive speed critical
 t0-tB parm 28=1 or 3
 tC.25-t21.25 mode#2
 t22
 or try:
 t0-tB parm 28=1 or 3
 tB.75-t20.75 mode#2
 t22
 or try:
 t0-tB
 tC.25-tF.25
 t10.5-t19.5
 t1A.25-t1E.25
 t21

j. t0 parm 28=1 or 3
 t1.5-tC.5
 tE-t1E.5 incl.5

k. drive speed critical
 t0 parm 28=1 mode#3
 t1.25-t22.25 mode#3

l. drive speed critical
 t0 parm 28=1, 2, or 3
 t3-tC
 tD.25-t22.25 mode#2

m. copy using one drive
 drive speed critical
 t0-t1F
 t20.25-t22.25 mode#2
 or try:
 t0-t1E
 t1F mode#3 or #4
 t20.25-t22.25 mode#2

n. t0-t3
 t4.5-t6 inc 1.5
 t7.5-t12.5
 tD

o. t0-t15
 t3.5-t5.5
 tA.5-tB.5

BUDG=BUDGE CO.
 a. t0
 t3.5-tf.5 inc4
 t5-t11 inc4
 t6-t12 inc4

BUSI=BUSINESS SOLUTIONS
 a. normal

CALI=CALIFORNIA PACIFIC
 a. normal
 b. normal
 write-protect before boot

CAVA=CAVALIER COMPUTER
 a. normal
 b. t0-t13
 t22 mode#3 or #4
 c. t0t21
 t1D mode#2
 t22 mode#2

CBSS=CBS SOFTWARE
 a. normal

CDEX=CDEX
 a. normal

CODE=CODE WRITER CORP.
 a. normal

COMP=COMPRESS
 a. normal or mode#5 or #6

COMPUTER ADVANCED IDEAS
 (see ADVANCED IDEAS)

COMU=COMPUTER SOFTWARE ASSCTS
 a. normal

COND=CONDUIT
 a. normal or mode#5 or #6

CONI=CONTINENTAL SOFTWARE
 a. normal

CONT=CONTROL DATA PUBLISHING CORP.
 a. normal or mode#2
 b. drive speed critical
 t0t22 mode#5 or #6

COUN=COUNTERPOINT SOFTWARE
 a. normal

CRIT=CRITERION MICROSOFT
 a. normal

CROS=CROSS EDUCATIONAL SOFTWARE
 a. normal

CUST=CUSTOM MICRO SYSTEMS
 a. t0-t23

DAKA=DAKIN 5
 a. normal
 b. mode#2

DATM=DATA MOST
 a. normal
 b. t0-t22
 t4-t5 mode#2
 c. t0-t22 parm 28=10
 d. t0-t22 parm 5=12
 e. t0-t6
 t7.5-t1E.5
 f. t0
 t1.25-t22.25 mode#2

DATS=DATASOFT
 a. normal
 b. mode#2
 c. very hard to copy
 drive speed critical
 t0-t16 parm 28=1
 mode#5 or #6
 t17-t22
 or try:

| | | | |
|---|--|---|--|
| t0-t22 parm 07=1 28=1 mode#2 | DYNA=DYNACOMP INC. a. normal | FUNK=FUNK SOFTWARE a. drive speed critical recopy t22 until it boots t0-t21 t22 parm 05=4 mode#5 or #6 or try: t0-t21 t21.75-t22.75 mode#2 or #5 | INNO=INNOVATIVE DESIGN SOFTWR a. mode#2 |
| d. t1-t22 t0-t11 incl1 mode#3 or #4 | EDUA=EDUCATIONAL ACTIVITIES a. normal | | INSO=INSOFT a. normal |
| e. t0 t0-t3 t11-t17 mode#3 or #4 | EDUC=EDUCATIONAL COURSEWARE a. drive speed critical normal | | INTE=INTELLECTUAL SOFTWARE a. drive speed very critical recopy t13 until boots t0-t22 t13 parm 03=10 0F=02 10=03 parm 11=03 12=02 28=23 parm 29=FC 2B=FF 2C=7F parm 2D=7F 49=00 68=40 parm 69=20 6A=10 6B=08 parm 6C=04 6D=02 6E=01 mode#4 |
| f. write-protect before boot drive speed critical t0-t23 parm 28=1 mode#6 | EDUW=EDU-WARE a. drive speed critical normal | GEBE=GEBELLI SOFTWARE a. see BROD#i b. see BROD#c c. see BROD#b | |
| g. t0-t1B mode#4 | | GEOR=GEORGE EARL a. normal | |
| DATT=DATA SYSTEMS a. normal | | GRAP=GRAPHWARE INC a. normal | INVE=INVESTERS SOFTWARE a. normal |
| DATU=DATA TRANSFORMS a. normal | | HALL=HAL LABS a. normal b. write-protect before booting normal | ISLA=ISLAND GRAPHICS a. t0-t0.75 inc0.75 t11-t12 t21-t22 t1.5-tD.5 parm 28=40 57=CD parm 59=D5 5E=7F 5F=7F tE.75-tF.75 t13-t20 |
| DAVI=DAVIDSON ASSCTS. a. normal | EINS=EINSTEIN a. normal | HARD=HARDCORT a. see DOUB#b (uses Lock-It-Up protectn) | JSSO=J&S SOFTWARE a. normal |
| b. see DOUB#b (uses Lock-It-Up protectn) | ELEC=ELECTRONIC ARTS a. normal | HART=HARTLEY a. mode#2 b. normal | KOAL=KOALA TECHNOLOGIES a. normal |
| c. write-protect before boot! t0 parm 28=10 48=00 t1-t22 parm 28=21 2B=DB parm 2C=7F 2D=AA 54=00 parm 55=00 56=02 | b. t0-t20 mode#2 t21.25-t22.25 mode#2 or try: t0-t20 mode#2 t20.75-t21.75 mode#2 or try: t0-t1F t1F.25-t22.25 mode#2 or try: t0 t1.25-t22.25 mode#2 | HAYD=HAYDEN SOFTWARE a. normal b. drive speed critical t0-t22 parm 05=4 0C=9 | LEAR=LEARNING COMPANY a. normal or mode#2 or try: t0-t22 parm 28=1 or 3 or try: t0-t22 t2.75-t4.75 mode#2 |
| DAYB=DAY BREAK SOFTWARE a. normal | ELEM=ELEMENTARY MECHANICS a. mode#2 | HIGL=HIGHLAND a. normal b. recopy t1B until it boots normal | b. t0-t22 mode#2 t3.75-t4.75 mode#2 or try: drive speed critical t0-t2 t3.25-t6.25 mode#5 or #6 t7-t22 |
| DESI=DESIGN-WARE a. mode#2 b. normal | ENCY=ENCYCLOPEDIA BRITANICA a. mode#2 b. mode#3 | HISD=HSD SOFTWARE a. normal | or try: t0-t2 t3.25-t22.25 |
| DJSY=D.J. SYSTEMS a. normal | EPYX=EPYX/AUTOMATED SIMULATION a. normal b. t0-t22 t1.25 or try: t0-t22 t0.75 or try: drive speed critical recopy t22 until it boots t0-t21 t22 parm 00=04 28=20 2B=96 2C=E7 2D=E7 39=01 49=01 4A=01 4E=02 50=01 51=02 53=01 54=02 55=00 56=01 | HUMD=HUMAN EDGE SOFTWARE a. t0-t23 b. t0-t22 t21 mode#3 or #4 | or try: t0-t2 t3.25-t22.25 |
| DLMS=D.L.M. SOFTWARE a. normal or mode #2 b. t0-t22 parm 0A=19 | FTLG=FTL GAMES a. normal b. mode#3 or try: t0-t22 parm 28=3 00=0 or 2 mode#3 or #4 c. copy both sides t0-t21 t22 parm 28=1 29=0 | HUME=HUMAN ENGINEERED SOFTWARE a. t0-t22 mode#2 t3.25-t4.25 mode#2 | or try: t0 t1.25-t4.25 t5-t22 |
| DONT=DON'T ASK SOFTWARE a. mode#2 | | IMAG=IMAGE COMPUTER PRODUCTS a. normal (t0-tF) | c. t0-t2 mode#2 t3.25-t20.25 mode#2 or try: t0-t2 mode#2 t2.75-t21.75 mode#2 |
| DOWJ=DOW JONES SOFTWARE a. t0-t22 parm 28=3 03=15 | | INFC=INFOCOM a. normal (old versions) or try: (new versions) drive speed critical t0-t22 parm 28=21 mode#2 | d. t0-t10 t2.25 |
| DOUB=DOUBLE GOLD a. normal | | INFO=INFORMATION UNLIMITED a. normal | |
| b. (Lock-It-Up protection) recopy t0 until it boots t1-t22 t0 parm 28=1 29=0 or try: t1-t22 t0 parm 28=30 2D=AD 2E=AA parm 3B=0 39=59 or try: t1-t22 t0 parm 28=30 32=AF 33=AA parm 3B=0 3C=0 parm 39=6B...6F when booting... if ERR1 is displayed: write-protect disk if ERR3 is displayed: add 1 to the value of parm#39 then recopy t0 | | | |

| | | | |
|---|---|---|--|
| e. t0-t22 mode#2 t2.75-t3.75 mode#2 | MICC=MICROCOMPUTER WORKSHOP a. normal | drive speed critical very hard to copy t0-t22 mode#2 | PICC=PICCADILLY SOFTWARE a. t0-t4.5 inc 1.5 t5.5-t11 inc B.5 t7-tA t8.5-t10 inc 1.5 t12-t13.5 inc 1.5 t14.5-t19 inc 1.5 t1A-t1B.5 inc 1.5 |
| f. write-protect before booting drive speed critical t0 t1.25-t22.25 or try: t0-t1 t2.25-t3.25 mode#2 t4-tE | MICL=MICROLAB a. normal b. t1-t22 t0 parm 28=1 or 3 mode#3 or #4 | b. drive speed critical t0-t22 parm 00=4 | PICK=PICKAM a. normal |
| g. t0-t9 mode#2 t1.75-t2.75 mode#5 or #6 | MICL=MICROLEAGUE SPORTS a. drive speed critical normal | MUSE=M.U.S.E. a. normal b. mode#2 | PIXE=PIXELWORKS a. normal |
| h. t0-t18 mode#2 t1.75-t3.75 mode#5 or #6 | MICM=MICROMAX a. normal write-protect before boot | NATI=NATIONAL EDUCATIONL SFTWR a. normal or try: t0-t22 parm 28=1 | PREN=PRENTICE HALL a. normal |
| LJKE=LJK ENTERPRISES a. normal | MICO=MICROPOWER & LIGHT CO. a. normal | NIKR=NIKROM a. see DOUB#b (uses Lock-It-Up protectn) | PROF=PROFESSOR, THE a. t0-t20 t21.25-t22.25 mode#2 |
| LSCO=L&S COMPUTERWARE a. t0-t22 mode#2 or try: t0 t1.25-t2.25 mode#2 t3-t22 or try: t0-t22 t3.25-4.25 mode#2 or try: t0-t22 parm 28=1 mode#2 t3.25 or t3.75 or try: t0 t1.25-22.25 mode#2 | MICP=MICROPRO a. normal MICR=MICROPROS a. t0-t22 t1.25-t5.25 mode#2 or try: t6-t22 t1.25-t5.25 mode#2 t0-t1 | ODES=ODESA a. normal (ignore "R" errors) | PROG=PROGRAM DESIGN INC. a. t0-t22 mode#3 t5 & t6 & tA mode#2 |
| MAGM=MAGNUM SOFTWARE a. normal b. drive speed critical t0-t22 mode#2 | MICS=MICROSOFT a. normal b. t0-t22 parm 28=1 or 3 mode#1 or #3 or #4 | OKID=OKIDATA a. normal | QUAL=QUALITY SOFTWARE a. normal b. drive speed critical t0-t14 parm 05=2 or 12 |
| MATT=MATTEL ELECTRONICS a. write-protect before boot normal | MICT=MICROSPARC a. normal | OLYM=OLYMPIC a. normal | QUAR=QUARK a. mode#2 b. t0-t22 parm 5=12 |
| MECC=MECC a. normal | MICW=MICROWARE a. normal | OMEG=OMEGA MICROWARE a. normal b. t0-t22 normal tA parm 28=20 32=AA 33=AF parm 39=18 3A=1 49=1 4B=0 parm 4C=1 4D=2 4F=1 50=1 | RAIN=RAINBOW COMPUTING a. normal |
| MEDE=MED ED (J.HULEY ASSCTS) a. normal | MILL=MILLIKEN a. normal b. t0-t22 mode#5 t2 mode#6 c. t0-t22 parm 28=3 | ORAN=ORANGE JUICE SOFTWARE a. normal | RAND=RANDOM HOUSE SOFTWARE a. normal |
| MEDI=MEDIA MATERIALS a. normal | MILT=MILTON BRADLEY a. t0-t23 b. mode#2 c. recopy all errors t0-t22 parm 0A=19 05=12 or 10 85=3 or 2 | ORIG=ORIGIN a. normal (ignore errors) or try: mode#5 or #6 b. recopy t0 until boots t1-t11 t0 parm 28=1 or 3 mode#3 or #4 | REST=RESTON PUBLISHING a. t0-t22 t23 parm 07=1 |
| MEGA=MEGAHAUS CORP. a. drive speed critical normal | MIND=MINDSCAPE SCHOOL SOFTWARE a. t0-t22 t11 parm 28=20 32=AE 33=AF 39=18 3A=1 49=1 4B=0 4C=1 4D=2 4F=1 50=1 | PBIS=PBI SOFTWARE a. drive speed critical t0 t0.25-t22.25 mode#2 | RITA=RITAM CORP. a. normal |
| MELL=MELL SOFTWARE a. normal or mode#5 or #6 | MINS=MIND SYSTEMS a. normal b. write-protect before boot normal | PENG=PENGUIN SOFTWARE a. normal b. boot side: t0-t11 mode#2 game side: t0-t20 mode#2 c. t0-t11 tE.5 recopy t0 until it boots d. normal write-protect before boot e. mode#5 or #6 | SAVS=SAVSOF a. see DOUB#b (uses Lock-It-Up protectn) |
| MERE=MERESONG a. normal | MONO=MONOGRAM a. drive speed critical normal or try: | PHOE=PHOENIX a. normal | SCAR=SCARBOROUGH a. see DOUB#b (uses Lock-It-Up protectn) |
| MICA=MICROCOM INC. a. t22 t0-t21 parm 28=3 | | | SCHO=SCHOLASTIC a. normal b. drive speed critical t0-t22 t3.25 or try: t0-t22 t3.25-t4.25 parm 28=3 or try: t0-t22 t1.75-t2.75 c. drive speed critical t0-t2 t3.25-tF.25 t10-t22 |
| MICB=MICROCOMPUTER GAMES a. normal | | | |

- d. drive speed very critical
t0-t1C mode#2
t1.25-t3.25 mode#2
or try:
t0-t1C mode#2
t1.75-t2.75 mode#2
- e. drive speed critical
t0
t1.25-tA.25 mode#2
or try:
t0
t1.25-t3.25 parm 0F=10
t4-t1C
- SCRE=SCREEN PLAY
a. normal
- SEGA=SEGA
a. normal
- SENS=SENSIBLE SOFTWARE
a. normal
b. very hard to copy.
drive speed critical.
recopy t1 until it boots.
t0-t22
t1 parm 0F=02 10=03 11=03
parm 12=02 28=03 29=FC
parm 68=40 69=20 6A=10
parm 6B=08 6C=04 6D=02
parm 6E=01 mode#3 or #4
c. hard to copy
recopy t0 until it boots
t1-t22
t0 parm 28=2 or 3
d. t2-tF
t0 parm 28=2 or 3
e. drive speed critical
t0
t1.25-t22.25 mode#2
f. very hard to copy.
drive speed critical.
recopy t6 until it boots.
t0-t22
t6 parm 0F=02 10=03 11=03
parm 12=02 28=03 29=FC
parm 68=40 69=20 6A=10
parm 6B=08 6C=04 6D=02
parm 6E=01 mode#3 or #4
- SENT=SENTIENT SOFTWARE
a. normal
b. t0.25-t10.25
- SIER=SIERRA ONLINE
a. normal
b. recopy t0 until boots
t1-t22
t0 parm 28=1 or 3
mode#3 or #4
c. t0-t22
t1 mode#3 or #4
d. t0-t22
t3 mode#3 or #4
e. t0-t22 parm 28=41
or
t0-t22 parm 5=2
- f. mode#2
g. t0-t22
t18 mode#3 or #4
h. t0-t22 inc2
t1.25-t21.25 inc2
i. t0-t20
t21.25-t22.25
j. t0 mode#3 or #4
t1-tF
t10 mode#5 or #6
k. drive speed critical
mode#2, #5, or #6
l. t0-t22 parm 28=40
- SILI=SILICON VALLEY SYSTEMS
a. very hard to copy
t11-t22
t0-tA parm 28=2
mode#3 or #4
tB.25-t10.25 parm 0=1
mode#2
or try:
t0-tA parm 04=10
mode#3 or #4
tB.25-t10.25 mode#2
t11-t22
b. t0-t8
t9-t22 mode#2
or try:
t0-t8
t9.25-t22.25 mode#2
t0-t11
c. very hard to copy
t1-t11
t12.25-t22.25
t0 parm 28=2
d. t0 parm 28=1, 2 or 3
20=AE mode#6 or #2
d. recopy t12.25-t13.25 if
disk doesn't work
t0-t5
t6.5-t22.5
t12.25-t13.25
parm 28=3 mode#2
e. very hard to copy
drive speed critical
write-protect disk
t0-t12
- STRAT=STRATEGIC SIMULATN INTRNL
a. normal
b. mode#2
c. t1-t22
t0 mode#3 or #4
d. t0-t22 parm 28=40 57=D4
parm 59=B7
e. hard to copy
recopy t0 until it boots
t0 parm 28=1 29=0
t1-t20 parm 28=0
t22.5 mode#2
t21.75 mode#2
t21.25 mode#2
t20.75 mode#2
f. t0
t1.25-t22.25 mode#2
- g. t0 mode#4
t1.25-t22.25 mode#6
- STRT=STRATEGIC STUDIES GROUP
a. normal
- SUBL=SUB-LOGIC
a. normal
or try: parm 28=1
b. t0-t6 incl.5
t7-t8
t9.5-t1A.5
tC-t21 incl.5
c. mode#4
d. t1-t22
t0 mode#3 or #4
t6.75 mode#3 or #4
- SUNB=SUNBURST COMMUNICATIONS
a. t0-t8 mode#2
t9.5-t10.5 mode#2
t11.75-t17.75 mode#2
t19.5-t22.5 mode#2
t18.5 mode#6
b. recopy tracks with errors
t0-t10
t11.5-t22.5
- SUPE=SUPER SOFT
a. t0
t1.5-t5.5
t21.25-t22.25
- SYNA=SYNAPE
a. normal
- SYDN=SYDNEY
a. t0.25-t18.25
- SYNE=SYNERGISTIC SOFTWARE
a. normal
b. mode#5 or #6
- SYST=SYSTEM SOFTWARE ASSOCIATES
a. normal
- TARA=TARA LTD.
a. normal
- TERR=TERRAPIN
a. write-protect before boot
normal
or try:
t0-t5 mode#5 or #6
t6-t22 mode#2
- TIME=TIMEWORKS
a. normal
- TRAN=TRANSEND CORP.
a. normal
b. recopy t0 until boots
normal
- TRIL=TRILLIUM SOFTWARE
a. drive speed critical
t0-t22 parm 0=4 5=2
b. recopy t10 until boots
t0-t22
t10 parm 04=10 08=2 09=0
mode#3 or #4
- TRUT=TRUTEC SOFTWARE
a. normal
- TSRG=TSR GAMES
a. normal
- TSRH=TSR HOBBIES INC.
a. normal
- TURI=TURNING POINT SOFTWARE
a. t0-t22 parm 5=4
or try:
t0-t21 parm 5=4
t21.75
- TURK=TURNKEY SOFTWARE
a. normal
- UNIT=UNITED SOFTWARE OF AMERICA
a. t0-t23
- USAS=USA SOFTWARE
a. normal
or try:
t0-tF mode#2
- VENT=VENTURA EDUCATION SYSTEMS
a. normal
- VERB=VERBATIM
a. drive speed critical
mode#2
- VERS=VERSA COMPUTING
a. normal
- VIDE=VIDEX
a. normal
- VISI=VISI CORP
a. normal
b. mode#2
c. t0-t22 parm 28=3 mode#2
d. t0-t2
t3-t22 parm 28=40 59=B5
parm 5E=7F 5F=7F
- WILL=WILLIAM'S ELECTRONICS
a. normal
- WIND=WINDHAM CLASSICS
a. recopy t0 until it boots
t0-t22 parm 0=4 05=12 08=5
09=0 28=60 2B=FC 2C=FF
2D=FF 4A=0 4B=2 4C=2
- XPSI=XPS INC.
a. t0-tA mode#2
t3 parm 12=5 16=8 or 16=14
mode#2
or try:
t0-tA
t2-t3 mode#5 or #6
- ZANE=ZANER-BLOSER SCHOOLWARE
a. t0-t22
t9.75
- ZOOM=ZOOM TELECOMMUNICATIONS
a. t0-t23

...end of EDD parms index

*By Hackers
For Hackers*

- ELITE BOARD DOWNLOADS
- CRACKING TIPS
- PHREAKING SECTION
- GAME CHEATS
- PARMS
- PROGRAMS
- INTERVIEWS
- ADVENTURE TRIPS
- HACKING TIPS
- MYSTERY SECTIONS

Published on both sides of
an Apple diskette -
4 times a year.

The BOOT-LEGGER MAGAZINE

Subscribe Now!

Send 25 Bucks for a 1-Year Subscription
THE BOOT LEGGER, 3310 Holland Loop
Road, Cave Junction, Oregon 97523.
Overseas Subscriptions \$50.
Canadian \$30 U.S. Currency.

FOR AD INFO. & QUESTIONS
CALL BOOTLEG AT (503) 592-4461

You want the old issues of Hardcore Computing?

Well, WE'VE TORN OFF THE FANCY COVERS!

- And deleted all of the editorial material, out-of-date interviews and letters
- And updated the remaining material and included an enormous list of bit copy parameters
- And PACKED IT ALL into a *single volume*

**Don't wait.
GET YOUR COPY NOW!**

**NOW,
WHAT HAVE YOU GOT?**

The Best Of

Hardcore Computing

To order your copy of **The Best Of Hardcore Computing** send \$19.95 check or money order (US funds only) to: Hardcore COMPUTIST, PO Box 110846-B, Tacoma, WA 98411. Washington state residents add 7.8% sales tax. Foreign orders add 20% shipping and handling. VISA and MC orders enclose signature and expiration date.

5 FREE DISKS

With every set of 20 disks you order. You can get sets for as low as \$17.25. That's a total of 25 disks for as little as...


69¢ a disk

These are SS/DD Namebrand* 5¼" floppies
100% guaranteed and include:
reinforced hubs and write-protect tabs

Send me _____ sets without sleeves at \$17.25 per set
Send me _____ sets, with Tyvek sleeves at \$18.50 per set.
Add \$3 shipping and handling for the first set, \$1 for each additional set. Foreign orders add 20%. U.S. funds drawn on U.S. bank. Washington orders add 7.8% sales tax. Send your orders to:
Softkey Publishing, PO Box 110816, Tacoma, WA 98411

Name _____ HC#24
Address _____
City _____ State _____ Zip _____
Country _____ Phone _____
Signature _____
Visa/MC _____ Exp. _____

* BASF or Verbatim.



DISC COMMANDER

COPYRIGHT 1985 WILLIAM STEPHENS

DISK EDITING SYSTEM
FOR THE APPLE II FAMILY OF COMPUTERS
USING DOS 3.3 OR DOS 3.3 WITH
PRONTO-DOS ENHANCEMENT

• 4 Editors • 13 Sub-editors • Completely menu driven • 1 or 2 drive operation • INSTRUCTORIALS and TECHNICAL INFORMATION on disk
• Sort catalog entries • Hide catalog entries • Create multiple heading catalogs • Create multi-column catalogs • Reassign lock/unlock and file type symbols, spaces, columns, catalog heading and program titles to any combination of NORMAL, FLASH, INVERSE, LOWER CASE or CONTROL characters • Rename all DOS commands • Rewrite all DOS error messages • Make a (non-VTOC dependent) disk map showing the TRACK/SECTOR LISTS, VTOC and CATALOG TRACK/SECTORS
• Trace out individual files • Change the HELLO program • Change any byte anywhere on a disk
Make instructions, disk maps, track/sector displays and traces using your printer

AND MUCH

MUCH MORE

SO WHAT

SOFTWARE

10221 Slater Ave. Suite 103 Fountain Valley, Ca. 92708

TO ORDER: Send a check or money order (U.S. funds) for \$29.95 plus \$2.00 shipping (\$5.00 foreign) California residents add 6%.



Now-the ultimate back-up system!

EDD III® and TRAK STAR™

COMPLETE PACKAGE:
159⁹⁵*

Includes • TRAK STAR • 2-Drive Adaptor
• EDD III • Trak Star Patching Software

PRICED SEPARATELY:

TRAK STAR 99⁹⁵

2-Drive Adaptor (required for 2-drive systems) \$12

Documentation: \$3

Refundable with the

purchase of TRAK STAR

*Please add \$3 for shipping
& handling. Foreign airmail &
handling, add \$8

Save copying time with nibble programs

- Works with nibble copy programs to display tracks and half tracks that the program accesses.
- Operates with any Apple®-compatible program.
- Save time by copying only the tracks being used.
- Displays up to 80 tracks and half-tracks; compatible with high density drives.
- If copied program doesn't run, Trak Star displays track to be recopied.
- Includes patching software for Trak Star.
- Compact size permits placement on top of disk drive.
- Does not use a slot in the Apple® computer.
- For Apple II, II+, IIe and compatibles.

Personal checks,
M.O., VISA &
Mastercard
accepted.



Apple is a registered
trademark of Apple
Computer, Inc. EDD III
is a trademark of
Ullico Microware

Midwest Microsystems

To order, phone:
913 876-7242

9071 Metcalf / Suite 124
Overland Park, KS 66212

BECOME AN ASSEMBLY LANGUAGE PROGRAMMING WHIZ

You've spent a lot of time learning Apple assembly language and finally know the difference between BEQ and BCS. Now it's time to put your new-found knowledge to work. Time to throw away your Applesoft programming manual and write programs that make your Apple work like a super-charged, super-fast computer. Time to graduate from the Applesoft BASIC used by beginners, to the 6502 assembly language used by professionals.

To help make this transition, you need an experienced programmer to guide you. You need to develop a library of subroutines that make programming in assembly language as easy as programming in BASIC. You need to learn all the tricks that take experienced assembly language programmers years to acquire. Most important of all, you need the book, "Now that You Know Apple Assembly Language: What Can You Do With It?" because it contains all this information *and more*.

It shows you how, step-by-step

"Now That You Know Apple Assembly Language: What Can You Do With It?" will take you step-by-step through the assembly language programming experience. You'll delve into the mysteries of the 6502 stack and learn how to use it to increase the power and versatility of your programs. You'll also learn how to use the Apple's built-in routines to minimize the amount of coding you must do.


Control the output and the input

Frequently it's desirable to gain total control of the computer's output. This book shows you how to *steal control away from the Apple's normal output routines and redirect it to your own program*. Thus if you wanted, you could see the normally invisible control characters, display text on your screen as black on white instead of the normal white on black, format text sent to a printer into pages and much more.

Expand the power of your Apple by *stealing control away from the normal input routines*. Do things like adding a screen print capability, or *convert part of the normal keyboard into a numeric keypad*. It's even possible to *produce self-modifying programs* by EXECing in commands from RAM instead of from the disk drive. Think about the possibilities that offers for protecting your programs. When you want to go back to Applesoft programming, *you'll be able to do it faster with the aid of Applesoft Shorthand*, an assembly language program that types in one or more Applesoft commands at the press of a key, or use another program in the book to *automatically count the number of lines in your Applesoft program*.

With this book you'll also learn about *generating tones and how to figure out the frequency, producing sound effects, teaching your Apple to send Morse code, restoring accidentally erased Applesoft programs, adding new commands to Applesoft and running two Applesoft programs in memory together*, to name a few.

*NOTE: Shipping and handling fees are not refundable.



Everything is explained

Unlike other books that merely consist of a collection of programs, this one explains what's happening, where and why. You get detailed descriptions of how the programs work and detailed program listings with virtually every line of code explained. Nothing is left to chance or misinterpretation.

Order now, get 2 FREE gifts

The book costs only \$19.95 plus \$2 for shipping and handling. Order now and you'll also get a *FREE Programmer's Number Conversion System* that makes it easy to convert between binary,

hexadecimal and decimal numbers. No calculators are required. You'll convert numbers almost instantly and wonder how you ever got along without it.

As an extra bonus for prompt ordering, you'll receive a *FREE coupon worth \$5 off the price of a disk* with all the assembled programs on it or a disk that contains the source code. These disks normally sell for \$15 each. We're offering these FREE gifts for a limited time only, so hurry! *Order today!*

Money-back guarantee*

We're so confident that you'll find this book invaluable and want it in your library, that we're offering a 10-day, no-questions-asked, money-back guarantee. Order the book. Read it and try the programs for ten days. At the end of ten days if you don't think it's worth every penny you paid for it, just send it back in resalable condition and we'll refund your money immediately, no questions asked.

CALL TOLL FREE 800-235-6646 (in California 800-235-6647) Ext. 674 and use your American Express, Visa or MasterCard. These phone numbers are for credit card orders only. For inquiries call 718-232-8429.



DataCraft, Inc., Dept. A1357
2068-79th St., Brooklyn, NY 11214

Please rush me _____ copies of "Now That You Know Apple Assembly Language: What Can You Do With It?" at \$19.95 each plus \$2 shipping and handling. I understand that if I am not delighted with the book I may return it within 10 days for a prompt and courteous refund. In any case, the Programmer's Number Conversion System and \$5 coupon are mine to keep.

Enclosed is my check for \$ _____

Please charge my credit card:

American Express MasterCard Visa

Card No. _____ Exp. _____

Signature _____

Name _____

Address _____

City _____ State _____ Zip _____

**Apple][,][+,][e,
Franklin users:**

Do you have problems
backing-up your
copy-protected programs?
Do you lack parameters for
your copy programs?
Are you looking for programs
that you can AFFORD?
Are you hesitating to
upgrade your equipment due to
expensive prices
quoted in other ads?

**It's simple now.
Just drop us a line.**

Send \$1.00 U.S. funds to:

Reliant
P.O. Box 33610
Sheungwan, Hong Kong

IMPORTANT: We have over 1000 PC name-brand programs and various hardware offers. Programs @ U.S. \$8.00/PC includes the disk and registered air-mail handling.

**THE
SECURITY
DISK
PROTECTION / DEPROTECTION**

Hard-Core Programmers team up to give you software designed to Protect Your Private Files, Plus give you the ability to Analyze & Copy your other "Locked-Up" Disks to standard DOS 3.3 format. Not Locked Up. Source codes included. A special "Tips & Techniques" program included. For APPLE II series.

PROTECTION SCHEMES

PASSWORD PROTECTOR CATALOG MOVER NO-LIST PROTECTOR
SINGLE/MULTIPLE PASSWORDS
PROGRAM ENCRYPTION DISK ENCRYPTION

DISUN: :THE DISK UNLOCKER

UNLOCKS DISK PROTECTION SCHEMES RECOPIES TO DOS 3.3
ANALYZE ANY APPLE II DISK
REPAIRS DAMAGED DISKS RECOVERS LOST DATA

NOT LOCKED UP

1 OR 2 DRIVES

To order send \$29.95 CHECK/MO To:
B.M.E. ENTERPRISES, P.O. BOX 191-H, KILA, MT 59920
Dealer Inquiries Invited Phone 406-755-6816

BACKUP YOUR DISKS

ESSENTIAL DATA DUPLICATOR III™

EDD runs on Apple II, II plus, IIe, IIc and Apple III (in emulation mode) using one or two disk drives. EDD allows you to easily and quickly make back up copies of your "uncopyable" Apple disks. ■ Since EDD has been preset to copy the widest range of copy-protections possible, you just simply boot up EDD, put the disk you want to copy in one disk drive and a blank disk in the other (EDD will work using one drive also) and in about 2 ½ minutes a copy is made. ■ Unlike the "copy-cards" which only copy "single load" programs, EDD copies the entire disk. This would be similar to hooking up two cassette recorders, playing from one, and recording to the other. ■ We have even included an option so you can check the speed of your disk drives because drive speeds running fast or slow can damage disks and cause other problems. ■ We publish EDD program lists (Information about copy-protected disks) every couple of months, which EDD owners can receive. The current list is included with the purchase of EDD. ■ The bottom line is this; if EDD can't copy it, chances are nothing will.

\$79.95 Ask for EDD at your local computer store, or, to order direct; send \$79.95 plus \$2 shipping (\$5 foreign). Mastercard/Visa accepted. Prepayment required.

UTILICO MICROWARE
3377 Solano Ave., Suite #352
Napa, CA 94558 (707) 257-2420

Warning: EDD is sold for the sole purpose of making archival copies ONLY.

WARNING!

You are entering DANGEROUS territory

The
Book of Softkeys

*shows you how to softkey
(remove copy-protection from)
commercial software.*

Volume I contains softkeys for: Akalabeth, Ampermagic, Apple Galaxian, Aztec, Bag of Tricks, Bill Budge's Trilogy, Buzzard Bait, Cannonball Blitz, Casino, Data Reporter, Deadline, Disk Organizer II, Egbert II Communications Disk, Hard Hat Mack, Home Accountant, Homeward, Lancaster, Magic Window II, Multi-disk Catalog, Multiplan, Pest Patrol, Prisoner II, Sammy Lightfoot, Screen Writer II, Sneakers, Spy's Demise, Starcross, Suspended, Ultima II, Visifile, Visiplot, Visitrend, Witness, Wizardry, Zork I, Zork II, Zork III, plus how-to articles and program listings of need-to-have programs used to make unprotected backups.

Volumes II and III are being compiled now!

YES, I want ___ copies of The Book Of Softkeys Volume 1. I have enclosed \$20 per book. Foreign orders add 20%. U.S. funds drawn on U.S. banks. Washington state orders add 7.8% sales tax. Send your orders to: Softkey Publishing, PO Box 110816, Tacoma, WA 98411

Name _____ HC24

Address _____

City _____ State _____ Zip _____

Country _____ Phone _____

Visa,MC _____ Exp. _____

Signature _____

If you want to make backups, then you want The Book Of Softkeys Volume I, the only resource that teaches you how to backup your expensive Apple][software.