



mini'app'les

apple computer user group newsletter

Volume VIII No 5 May 1985

WHICH

Board Dinner and Meeting

St. Paul Branch Note 3

Pascal & Apple /// Note 1

Business SIG Note 10

St. Cloud Branch Note 15

MacSIG:Non Tech Users Note 16

Dakota County Branch Note 7

REGULAR MINI'APP'LES Note 2

Applesoft BASIG New Group!

Main MacSIG Note 9

Mnnetonka Branch Note 8

Northwest Branch Note 12

St. Paul Branch Board Meeting Note 2

Dakota County Branch

Pascal & Apple ///

St. Cloud Branch

Geneology Club Note 11

MacSIG Non Tech Users

REGULAR MINI'APP'LES Note 5

Business SIG

Applesoft BASIG

Main MacSIG

Northwest Branch

Mnnetonka Branch

WHEN

Wed May 1 7:30 pm

Tue May 7 7pm-10pm

Wed May 8 7:30 pm

Thu May 9 7:30 pm

Thu May 9 7:30pm

Mon May 13 6:30pm

Tue May 14 7pm-10pm

WEDNESDAY May 15 7:30 pm.

Thu May 16 7:00 pm

Mon May 20 6:30/7

Wed May 22 7:30 pm

Tue May 28 7:00 pm

Tue Jun 4

Wed Jun 5 7:30 pm

Tue Jun 11

Wed Jun 12

Thu Jun 14

Sun Jun 9 2-4 pm

Mon Jun 17

WEDNESDAY June 19 7:30 pm.

Wed Jun 19

Thu Jun 20

Mon Jun 24

Tue Jun 25

Wed Jun 26

WHERE

To be determined

Mahtomedi Fire House Hallam & Stillwater

Minnesota Federal S & L Hopkins

St. Paul Central High School Lexington & Marshall

Waite Park City Hall 5th Ave. & 3rd St N.

Henn. County Library, Southdale 7001 York Ave. South

St. John Neumann Church 4030 Pilot Knob Rd, Eagan

U of M - ST. PAUL CLASSROOM OFFICE BUILDING Room B35 (Map inside)

Benjamin Mays School - St. Paul 661 No. Albert St. (at Lafond)

Henn. County Library, Southdale 7001 York Ave. South

Glen Lake Community Ctr. 14300 Excelsior Blvd., Rm E

Minnesota Federal S & L New Hope

Mahtomedi Fire House

Call Dave Laden (488-6774) for location

St. John Neumann Church

Mn Federal, Hopkins

Waite Park City Hall

Mn Historical Soc. Lib, St. Paul (across from the Capitol)

Henn. County Library, Southdale

OAK GROVE JR. HIGH SCHOOL 1300 W. 106TH STREET Bldg loc'n in June Newsletter

After Regular Mini'app'les mtg. Note 17

Henn. County Library, Southdale

Rockford Rd. Library

Glen Lake Community Center

WHAT

All members welcome. Please call Dave Laden for reservations -- 488-6774

Q & A session; Pointer Variables and File Pointers. Bring your programming problems.

Magic Office System - integrated software for the Apple][family.

Demo of what's available on our MacDOMs and a demo of MacVision. Q & A session.

Don Rawitsch of MECC; past, present and future of Minn Educational Computing Corp.

Q & A session. Bring your BASIC problems. ARRAYS, and how you use them. Note 17

Paul Howe demos Microsoft Word and Microsoft Chart.

NEWSROOM -- newsletter software package demo, for the Apple II family.

Note 3

All members are welcome

Note 7

Note 1

Note 15

Meetings are each even numbered month, on the second Sunday.

Note 16

First annual (?) Swap Meet! See Announcements in this issue for details (Map in June Newsletter)

Meets informally through summer. Note 10

Lotus will demo Jazz! Note 9

Q & A / Decide summer schedule. Note 12

Note 8

Notes: (See page 4 for telephone numbers)

1. John Schoeppner
2. Dave Laden
3. Fred Woodward
4. Eric Holterman

5. Mark Abbott
6. Dan Buchler
7. Bob Pfaff
8. Dick Peterson

9. Mike Carlson
10. Dick Marchiafava
11. Bill DeCoursey
12. Jere Kauffman

13. Stewart Haight
14. Steve George
15. Frank M. Ringsmuth

16. Steve Bibus
17. Tom Alexander

FAST SERVICE LOW PRICES

DISKETTES

Elephant Memory System #1 Diskettes
1ST BOX ONLY \$12.99

ADDITIONAL BOXES ONLY \$14.95

EMS#5 \$24.95

EPSON

EPSON RX-80 Dot Matrix Printer

ONLY \$269.00

Save on Storage Cases, QUME and DIABLO Brand Printwheels,
Word Processing Ribbons, Paper and Labels.

TRACTOR PAPER

3300 9 1/2 x 11 sheets white 15 lb.
2550 9 1/2 x 11 sheets white 20 lb.
5000 3 1/2 x 15/16 labels
2000 labels with 9 1/2" carrier

\$24.50
\$22.45
\$16.25
\$10.95

PRINTER RIBBON

Epson MX-80
Epson MX-100
C. ITOH Prowriter
Okidata Microline

ONLY \$5.70
ONLY \$11.95
ONLY \$5.70
ONLY \$2.25

Call our Bulletin Board 929-8966

CITY DESK COMPUTER WAREHOUSE
(612) 933-1771

164 North Blake Road, Hopkins, MN 55343

ASUKA

- Fully compatible with Apple II, II+, IIe & IIc
- Low Profile • High Performance • Fast Head Seeking
- Stable Circuit using SITL • Ic
- 40 Tracks Available

SPECIAL

II+, IIe

\$150⁰⁰

Two for \$295.00
with Controller . 325.00

IIc

\$170⁰⁰

WHY PAY MORE FOR COMPUTER PRODUCTS?

884-5009

MODEMS

HAYES	
Smartmodem 300	\$209
Smartmodem 1200	419
Smartmodem 1200Bd	399

NOVATION	
J. Cat 300Bd direct	99
103 SmartCat 300Bd Smart	159
103/212 Smart 300/1200Bd	379
Applecat II 300 baud for Apple	225
212 Applecat 300/1200Bd for Apple	390

MULTITECH	
Multimodem IIe	199
Multimodem PC	359
Multimodem HC	359

ZOOM	
Networker-Netmaster combo	135

DISK DRIVES

Teac DS/DD (IBM Comp.)	139
Drive Control Card	45
10 MB Hard Drive System	699
20 MB	899

DISKETTES

10 - 5 1/4" Floppy Diskettes (packed with a storage box)			
	SS/DD	DS/DD	
Centinel	\$21.00	\$24.00	
Centron	17.00	19.00	
3M	22.00	26.00	
Maxell 5 1/4" HD for AT	55.00		

CALL FOR QUANTITY PRICING ON
10 OR MORE BOXES

PRINTERS

OKIDATA	
ML 182	\$259
ML83	559
ML84	689
ML 192	389
ML 193	559

PANASONIC	
KX-P1091 (120 CPS)	289
KX-P1092 (180 CPS)	399
KX-P1093 (160 CPS wide carriage)	559

SILVER REED	
EXP 400	299
EXP 500	349
EXP 550	449
EXP 770	825

GEMINI	
New SG 10	259

EPSON	Full Selection
--------------	----------------

ACCESSORIES

Quadram eRAM 80 card	
80 columns w/64K (IIe)	\$115
Numeric Keypad for Apple IIe	75
Grappler +	89
Parallel Cable for IBM	30
25x25 RS-232	25

SOFTWARE

	Apple*	IBM*
Symphony		\$449
Lotus 1,2,3		310.00
Wordstar 2000		289.00
Wordstar 2000+		349.00
dBase III		409.00
Framework		409.00
PFS-File	85.00	95.00
PFS-Write	85.00	95.00
PFS-Report	85.00	95.00
Cross Talk XVI		109.00
Flight Simulator	39.95	34.95
Dollars & Sense	69.95	119.00
Turbo Pascal	45.00	45.00
Turbo Toolbox	45.00	45.00
Sidekick		45.00

APPLIED ENGINEERING

Ramworks w/64K	139
Extended 80 col. w/320K	203
IIe only w/512K	263
RGB option	99
Memory Master IIe w/64K	99
IIe only w/128K	119
Viewmaster 80	
80 col. 120K, II, II+	109
Z-80 Plus (II, II+, IIe) w/software	109
Z-80 C (IIc only) w/software	139
Timemaster II H.O. Clockcard (II, II+, IIe)	99

MONITORS

AMDEK	
300 12" green	\$145
300A 12" amber	155
V310A 12" amber (for IBM)	175

ZENITH	
ZVM-122 12" amber	115
ZVM-123 12" green	115

PRINCETON GRAPHICS	
MAX-12 amber (for IBM)	189
HX-12 (RGB)	489

PANASONIC	
CT-1300D 13" RGB & composite w/speaker	265
TV Tuner for above	75

MEMORY

64K RAM Kits (9)	20
256K RAM Kits (9)	72



8120 Penn Ave. So. Suite 116
Bloomington, MN 55431
(612) 884-5009
Member: Minneapolis Chamber of Commerce



mini'app'les

The Minnesota Apple Computer Users' Group Inc.,
P.O. Box 796, Hopkins, MN 55343

Board Members

President	David E. Laden	488-6774
	1215 W. Laurie Rd, Roseville, MN 55113	
Past President	Chase Allen	431-7278
	15718 Hayes Trail, Apple Valley, MN 55124	
Vice-President	Tom Edwards	927-6790
	4521 Xerxes Ave. S., Minneapolis, MN 55410	
Treasurer	Steven E. Baker	935-1192
	5697 Green Circle Drive, #304, Minnetonka, MN 55343	
Secretary	Ken Slingsby	507/263-3715
	Route II, Box 182, Welch, MN 55089	
Communication Dir	Dan Buchler	890-5051
Software Director	Steve George	475-3916
Technical Dir.	Hugh Kurtzman	544-7303
SIG Director 1	Keith Madonna	474-3876
SIG Director 2	Dick Marchiafava	572-9305
Branch Director	Ron Androff	452-5230

Coordinators

Beginners' Consultant	S.K. Johnson	869-3447
Shows and conventions	Steve George	935-5775
Membership Co'tor	Ann Bell	544-4505
Spcl Int. - Apple ///	Joe Horne	941-3411
Spcl Int. - Business	Dick Marchiafava	572-9305
Spcl Int. - Education	Dave Laden (Acting)	488-6774
Spcl Int. - FORTH	Mark Abbott	854-8304
Spcl Int. - Handicaps	Steve Lyle	894-2991
Spcl Int. - Investment	Eric Holterman	822-8528
Spcl Int. - Macintosh	Mike Carlson	866-3441
Spcl Int. - Pascal	John Schoeppner	455-8613
Spcl Int. - Visicalc	Mike Carlson	866-3441
Tech. Adviser (hdw)	Roger Flint	771-2868

Branch Coordinators

Dakota County	Bob Pfaff	452-2541
Minnetonka	Dick Peterson	473-5846
New Hope	Jere Kauffman	535-6745
St. Cloud	Frank Ringsmuth	253-6032
St. Paul/Mahtomedi	{ Fred Woodward	426-4060
	{ Jim Schenz	429-4931
Liaison (†) - CP/M	Peter Gilles	475-3916
Liaison (†) - Geneology	Bill Decoursey	574-9062
Liaison (†) - Medical	Stewart Haight	644-1838

† To provide contact with non-Mini'app'les SIGS

Software Director's Staff

DOM Sales - Meetings	Terry Schoeppner	455-8613
	Dave Nordvall	724-9174
	Gene Kasper	941-5490
DOM Sales - Mail	Hugh Kurtzman	544-7303
DOM Editors/Producers	Steve George	935-5775
MAC DOM Editor/Prod	Steven E. Baker	935-1192

Circulation this issue: 2100

INFORMATION

This is the Newsletter of Mini'app'les, the Minnesota Apple Computer Users' Group, Inc., a Minnesota non-profit club. Articles may be reproduced in other User Groups' publications except where copyrighted by author.

Questions

Please direct questions to appropriate board member or officer. Technical questions should be directed to the Technical Director.

Membership

Applications for membership should be directed to the Membership Co-ordinator:

Ann Bell 544-4505
8325 39th Avenue N.
New Hope,
Minnesota, 55427

\$12 buys membership for one year. New members and persons renewing after letting membership expire, pay a \$5 administration fee. Members receive a subscription to this newsletter and all club benefits.

DOMs and MSDs

DOMs (Disk of the Month) are available at meetings for \$5/disk (\$8/MacDOM) or any DOM may be ordered by mail for \$6.00/disk (\$9.00/MacDOM). MSDs are \$15/disk at meetings or \$17.50/disk by mail. Send orders to Mini'app'les at PO Box 796 (see above), attention DOM Sales.

Members may have DOMs copied to their own media. See classified Ads for details.

Dealers

Mini'app'les does not endorse any specific dealers but promotes distribution of information which may help club members to identify the best buys and service. Consequently, the club does participate in bulk purchases of media, software, hardware and publications on behalf of its members.

Newsletter Contributions

Please send contributions on Mac 3 1/2" disks or via tele-communications directly to the Newsletter Editor. Contributions on 5 1/4" disks should be sent to the club PO Box, and marked: "Newsletter Submission".

Deadline for publication is the 1st Wednesday of the month preceding the month in which the item might be included. An article will be printed when space permits if, in the opinion of the Newsletter Editor, it constitutes suitable material for publication.

Meeting Dates

Please telephone calendar announcements to Steve Bibus - 374-1612.

Advertising

Direct Advertising inquiries to our co-ordinator Eric Holterman at:

PO Box 8266
Minneapolis, MN 55408 612-822-8528
E-Mail: Source, BBR490; CompuServe, 71445,400

Newsletter Publication Staff

Director & NL Editor	Daniel B. Buchler	890-5051
	13516 Grand Avenue S. Burnsville, MN 55337	
Assistant NL Editor	Jo Hornung	922-7665
Contributing Editors	Arsen Darnay	933-0399
	Tom Edwards	927-6790
	Steve George	935-5775
Composition/Layout	Joan Kistner	
Advertising	Eric Holterman	822-8528
Mailing Coordinator	Hugh Kurtzman	

In This Issue

Announcements 7
 Check*It*Out by Eric Holterman 10
 Classified 22
 DaisyWheeling by Arsen Darnay. 11
 Mac*MX80 by Dan Buchler.. 20
 MacNews by Tom Edwards..11
 Mac SIG by Tom Edwards..17
 Newsletter Makes Out
 with LaserWriter by Tom Edwards..21
 No Bull, it's MacBull! by Tom Edwards..19
 May DOMs: by Steve George..12
 IACDOM 44
 One*Key*Dos DOM
 Map of Meeting 22
 Public (?) Domain Software by Steve George..20
 Simply Perfect from Apple Dillo.. 14

Advertisers

Amateur Fair..... 19
 City Desk Computer
 Warehouse..... 2
 Computer Buying Service... 3
 Computer Broadcasting Co.12
 Connection, The.....8
 Daytons (Repair Service).. 13
 Fresh Logic
 Computer Service.....20
 Hagen Office Equipment...18
 House of Forms..... 5
 MultiTech Systems..... 8
 P.C. Supplies..... 21
 Telesoft Marketing.....15
 You Can Count On It.....23
 Yukon Computer Products.BC

**House
of
Forms**

- Snap-a-part and Continuous Forms
- Office and Data Processing Supplies
- Wedding Invitations

20 NO. 1ST STREET • MINNEAPOLIS, MN 55401

OPEN MONDAY thru FRIDAY - 8:30 - 5:00



Visa and
MasterCard
Accepted.



*Mini'app'les
Members Only*
**15% DISCOUNT
On Any Purchase**
 This Discount Will Not Apply On Sales
Merchandise Or With Other Discounts.

Ask About Our
Continuous Postcards and Index Cards

CALL 332-4866
For More Information and Prompt Service


**WE HAVE YOUR PRINTER PAPER
- IN STOCK -**

- 11" x 9 1/2" - 15# or 20# Paper - Regular Perf
- 50# Offset with Micro Perf Edges

Sold in quantities of 2000 per carton

Continuous Address Labels Sold in Large and Small Quantities

Also: MANY OTHER SIZES AND TYPES OF PRINTER PAPER (Stop in and see our selection),
DATA PROCESSING AND OFFICE SUPPLIES.




2400 bps modems: Do you Really need another speed?

- Is the shift from 300 to 1200 bps going to repeat itself at 2400 bps? The answer is both yes and no. There certainly are applications for 2400 bps asynch dial-up modems, but we shouldn't expect 1200 bps to die overnight.
- 2400 bps modems can improve throughput, thereby getting tasks done quicker and more economically. However, 1200 bps has become the virtual standard for professional dial-up communications, and most users are satisfied with it. So why consider a 2400 bps modem at all?
- One reason is flexibility. If the modem you select operates at all three speeds (300, 1200 & 2400) in accordance with accepted industry standards, it will serve virtually all dial-up applications now and in the foreseeable future.
- The modem you select should be the MultiModem224. It is Bell 212A and 103 compatible at 1200 and 300 bps, and CCITT V.22bis compatible at 2400. It is also 100% compatible with the Hayes command set, meaning that it will work with virtually all communications software packages, at all three speeds. Other features include both synchronous and asynchronous operation, full intelligence and a phone number memory.
- The MultiModem224 is available in both desktop and IBM PC™ internal card versions. (There is also a rack-mounted version for central sites.) And as a bonus, we provide free offers from ten of the most popular on-line information services, including CompuServe™, Dow Jones™ and The Source™.
- A 2400/1200/300 bps modem is just a plain good investment. Why not let the MultiModem224 provide your communications for both today and tomorrow?

MultiTech
Systems 

The right answer every time.

82 Second Ave. S.E., New Brighton, MN 55112 (612) 631-3550, TWX: 910-563-3610

MultiTech
Systems 

MultiModem 224
2400/1200/300 BPS Intelligent Modem

SD

RD

CD

24

12

OH

TR

Announcements



by Dan Buchler

A report by Tom Edwards on the March MacSIG meeting is detailed elsewhere in this newsletter. We are continuing our twice-a-month differently flavored monthly meetings of the MacSIG. The alternate meeting, is being organized by Vicky Lettmann (922-5659) and Steve Bibus (374-1612), and is targeted "for the rest of us". The name of this subgroup is (tentatively) the MacSIG NTU (Non-Technical Users.) with a move towards promoting the name MacSPRIG except that nobody seems to know what it means! The next meeting will be at the Southdale Library on May 13th. The topic is Digitizers. The main MacSIG meeting on May 20, also at the Southdale Library, will feature Paul Howe on MicroSoft Chart and Word. On June 24, Lotus have volunteered to come and demo Jazz.

Amateur Fair

by Steve George

Mini'app'les will participate at this year's Amateur Fair (see ad elsewhere), on June 1 from 8am to 5pm. If you're interested in radio, electronics, or computers, this can be a gold mine. (Ask those of us who picked up 64k cards 2 years ago for a pittance!) Anyway, if you'd like to attend, save the admission fee, and help your club at the same time, give me a call to be one of our volunteers! Query those who staffed the Mini'app'les booth last year: it was fun, free, and we each had plenty of time for browsing.

investment SIG

by Eric Holterman

Due to remodeling, the Investment SIG has lost its regular meeting space until the end of summer. Depending on the regular club meeting formats on the third Wednesday of each month, we will hold a SIG meeting following the regular session. Since the May and June meetings do not allow for SIG meetings (unless you want to swap investment software at the June Swap Meet), we will get together in July or August. Also, depending on availability of a good presentation and location, we may try to schedule a special free standing meeting before our regular meetings reconvene in the fall, since our summer recess starts a little early this year.

A long time ago it was suggested that we have a contest in which individuals or teams compete against each other's model portfolios. At the time, there were no takers. The idea has come up again and so I invite anyone interested to call me at 822-8528.

With luck, those interested will meet informally, settle on some rules, and be off to fabulous paper profits. If we get the contest off the ground, I think a suitable prize can be found for the victor.

business SIG

by Dick Marchiafava

May 9th --> Manufacturing Inventory Control on a Micro.

Future --> Corporate Users, MAC/LISA - Connection to a Mainframe

Summer Meeting Schedule

The Business SIG will commence the summer meeting schedule in June. We will gather after the main club meeting for an informal meeting in an adjacent room. Summer schedule dates are June 19, July 17 and August 21st.

mini'app'les may meetings

The next regular meeting of Mini'app'les will be held on Wednesday May 15 at 7:30 p.m. The meeting will be held in room B35, Classroom Office Building on the University of Minnesota St. Paul campus.

The speaker for the evening will be Don Rawitsch. Don will talk on past, present, and future happenings at MECC (Minnesota Educational Computing Corporation). MECC is a leading producer of educational software and has worldwide distribution of its products. Recently, MECC began producing software products for use in the home. These products are marketed through computer/software dealers and distributors.

And, of course, we will hold our regular question and answer period and there will be plenty of time for talking to other members on a one-to-one basis.

from the mini'app'les PC

Thank You! Thank You!

I would like to begin this month by thanking those who cast their ballot for club board members last month. Results of the election are published elsewhere in the Announcements.

In addition, I would like to extend my thanks and appreciation to these retiring board members: Mark Abbott, Vice President; John Hansen, Treasurer; Pete Gilles, Software Director; and John Schoeppner, SIG Director. These individuals have all dedicated many years to the club leadership and I look forward to their continued involvement in club activities.

Dear Mom, Thanks for the



The Connection

941-9300

get the facts

Hope you liked mine. Looks like



The Connection

941-9300

get the facts

getting down to some serious



The Connection

941-9300

get the facts

!! They've

hooked up with the




The Connection

941-9300

get the facts

and now when you

call



The Connection

941-9300

get the facts

you get complete



The Connection

941-9300

get the facts



The Connection

941-9300

get the facts

STOCK QUOTES, **WEATHER** and **FEATURES**. It's incredible and



The Connection

941-9300

get the facts



The Connection

941-9300

get the facts



The Connection

941-9300

get the facts

it's **ALL FREE !!** Check it out!! Gotta go — the

final Dow Jones Averages are due in at



The Connection

941-9300

get the facts

in 5 minutes!!

Love & Kisses, *Sonny*

300/1200 Baud Modem Information Service

Questions? Live Operators—922-9000

Announcements (continued)

🍏 mini'app'les regular meetings

- MAY** ⇒ The May meeting brings us back to the U of M St. Paul Campus. The topic for this meeting will be MECC (see details elsewhere).
- JUNE** ⇒ The month of June brings our first annual(?) Swap Meet where members will be able to sell or trade hardware and software that has accumulated over the years. Watch the newsletter for more details on the Swap Meet.
- JULY** ⇒ Ray Douglas will be our guest for July. Ray is president of Computer Broadcasting Company and host of CBC's Computer Line talk show.
- AUGUST** ⇒ August will again bring a seminar format.
- SEPTEMBER** ⇒ We have tentatively scheduled a representative from First Class Peripherals to be the speaker for the September meeting. As you may be aware, First Class markets the Sider, a low cost 10mb fixed disk drive for the Apple // computers.

Let us know how you like the meeting content and format. We are trying to be responsive to your needs, but you have to tell us what works and what doesn't.

The Future of Mini'app'les

At the April regular meeting, there was some concern expressed over the future direction of the club. I too have wondered where the club is headed and have come up with this answer: The club is headed where you, the members wish to take it. If you feel your interests are not adequately being represented by the SIGs we currently have, start your own. The Applesoft BASIC SIG is a recent example. Somebody expressed a desire for this group, there was an informal show of hands to see what the interest/need might be, and now we have a new SIG to serve those needs. If you are not happy with the content of the general membership meetings (or any meetings for that matter), tell us what you want to hear. If you feel the newsletter lacks material on a particular topic, write an article or two. The framework exists to help you in these and many other areas. Together we can work to make the club meet your needs and the needs of all the members. I look forward to the coming year!

David E. Laden, President

Election Results

President	David Laden
Vice President	Tom Edwards
Secretary	Ken Slingsby
Treasurer	Steven Baker
Communication Dir.	Dan Buchler
Software Director	Steve George
Technical Director	Hugh Kurtzman
SIG Director	Keith Madonna
(Technical)	
SIG Director	Dick Marchiafava
(Applications)	
Branch Director	Ron Androff

🍏 pascal.apple/// SIG

Each month Chase Allen tries to impart his wisdom and knowledge of the Pascal operating system as it pertains to the Apple II family. The May meeting will begin with the customary Question & Answer session. Lots can be learned during this informal portion of the evening. Then its on to Chase's May topic: use of Pointer Variables and File Pointers. Elementary to advanced users (or those who may be interested in becoming users) of Pascal can have just about any level of question answered about Pointers. Lastly, if you're having a problem with a Pascal program you are developing, bring it along and we'll attempt to solve the bug.

🍏 first annual swap meet

The month of June brings the first Mini'app'les Swap Meet. Here is your chance to clean out your desk and get rid of books and software that you no longer use, but which may be useful to others. (One person's junk is another person's treasure.)

The board has established the following guidelines for the swap meet:

- 1) Only members will be permitted to bring items to sell or trade. Bring your membership card for verification (NOTE: a copy of your newsletter with mailing label is also acceptable).
- 2) For those bringing software, only original diskettes with associated documentation will be permitted.
- 3) Tables will be provided on a first come first serve basis, for those bringing merchandise to display.
- 4) Each member will be responsible for pricing their own merchandise, attending it during the meet, and collecting any money due.

The swap meet will be held in the Oak Grove Junior High School Cafeteria, Bloomington, Minnesota. Doors will open at 7:00 to allow setup by those displaying merchandise. The swap meet will officially begin at 7:30.

Mini'app'les will be accepting memberships and selling DOMs beginning at 7:00.

Vendors are also invited to participate in the swap meet provided that they make prior arrangements. Vendors who are interested in participating should contact Dick Marchiafava at 572-9305.

Now, its up to you. As you do your spring cleaning, don't ignore your computer corner. We'll see you at the Swap Meet!

🍏 vendor contact

Any vendors desiring to be at meetings may make arrangements for scheduling and reservations by contacting *Dick Marchiafava*. Dick may be reached at 612-572-9305.

This includes vendor reservations for the June Swap Meet to be held at Oak Grove Jr. High.

Announcements (continued)

Mini'app'les members who plan to sell at the Swap Meet; do not contact Dick. See details in "Announcements".

education SIG

by Jane Chatterjee

Subir and I are moving to Florida. As such, I will be handing over responsibility for the Education SIG. I have enjoyed running it and attempting to help those of you with Educational Computing interests. I think the Education SIG is a vital part of Mini'app'les and hope to see it continue to flourish. I will send an article for the newsletter once I settle in, letting you know what is happening on the Educational Computing Scene in Florida.

Subir and I would like to thank you all for your help with our computing endeavors and for your friendship.

Editor's note: I am sure the whole club will join with me in wishing Jane and Subir lots of good luck and health in swampland. We will miss them both.

From the
BRANCH  announcements
NORTHWEST

by Jere Kauffman

We will be demonstrating the NEWSROOM, a newsletter software package, at our May 28th meeting. At our June meeting we will be discussing branch meeting plans for the summer and also topics for future meetings. All friends in the Northwest suburbs are encouraged to join and participate in our branch meetings the fourth Tuesday of each month at 7pm. Watch the calendar of specific topics and meeting location.

NORTHWEST BRANCH CALENDAR

May 28	NEWSROOM software demo Minnesota Federal S&L New Hope
June 25	Discuss summer plans Rockford Road Library

IAC Mailing Program

by Eric Holterman

We recently received some info from the IAC regarding the AppleWorks Mailing Program (AMP). It is used for automated form letters combining a wordprocessing file created in AppleWorks and info from an AppleWorks data base.

The sheet goes on to say:


- You can place different names and addresses at the beginning of each letter, as well as customizing the greeting line and inserting specific info within the body of each letter.
- AMP merges as many records as you might have in your database.

- For professional looking printouts, it "closes up" lines if some of your records lack a specific entry.
- Letters look just like they would if printed from AppleWorks.
- AMP prints to either continuous feed paper or on your letterhead.

It is written in Applesoft so you can make changes. You can back it up. Documentation is on disk in 3 AppleWorks files.

The price for User Groups (qty 5+) is \$22, Individual Members \$25, and Non-members \$30. I'm sure quite a few of you will be interested in this. So, what we need is for an interested person to step forward and let their name be known so that it can be published and they can act as coordinator for this 'bulk purchase'.





LaserWriter

This issue of Mini'app'les sets a new standard for newsletter production. All text was converted to Macintosh, formatted with *Microsoft Word*, and typeset with the Laserwriter on an AppleTalk network.

Check•It•Out

Library Software

by Eric Holterman

While wandering through the downtown Minneapolis library one day, I happened upon a sign that said "COMPUTER SOFTWARE". I asked at the desk, "What's the sign for?" and was informed that personal computer software was available for the asking. I promptly checked out a copy of *Utility City* and a week later checked out a copy of *Choplifter* for me and *Bop-A-Bet* for my daughter.

In the Minneapolis system, software is available at the downtown library only. One program may be checked out per card in the Science & Technology section and one program in the Children's area. Programs may be kept one week. In the Hennepin County system, programs are available to be checked out at the Brookdale, Ridgedale and Southdale locations. The time period is one week, but I believe you can check out more than one program at a time. The Hopkins and Westonka branches have some software that can be used in the library on their machines at \$3.00 per hour. There is no charge in either system, unless you return the program late.

Anoka, Dakota, Ramsey, St. Paul and Washington County systems do not have software which can be checked out. The Washington County system indicated that they will have software available soon (early June?).

Add this to the long list of benefits now available to Apple][, //e and //c owners. The Macintosh folks must wait, since none of the libraries carries anything for the Mac. But then, Mac owners are used to waiting for software, aren't they. (*But it was worth it !...Ed.*)



Daisy Wheeling

Graphics - Program Features

by Arsen Darnay

By way of introduction to an article to follow this one, I'd like to discuss what makes for a good graphic design program on the Apple][family of computers.

Graphics are a somewhat arcane subject. Most people don't get into it because you really need a color monitor to use graphics software, and unless you have some occupational requirement to create graphics, you don't go to the expense in money and learning.

For that reason, information about desirable 'specs' is not as widely available as, say, information about spreadsheets, word processors, and data base programs. I'd like to make an effort to correct that in a small way.

Here, then, is a personal view of what kind of features you might be looking for when searching for a graphics program. Next month I'll compare two programs -- the *Digital Paintbrush* and the *Gibson Light Pen* -- and show how each measures up or falls short.

Single Input. The device you're using for input should be the only device you should have to use. If it's a mouse, for instance, the mouse, alone, should let you do whatever is needed (except typing text, say). Some programs require that you enable and disable the drawing implement by pressing one or more keys -- press Space, say, to turn on drawing, press it again to turn off drawing. It is also nice, however, to be able to use the keyboard as an alternative input device (see below).

Drawing. It is desirable to have a wide range of drawing utilities -- free hand, lines, and curves. Free hand drawing on the rather poor resolution of even the 'high' resolution screen is a disappointment at first. Hence it is almost necessary to have help.

Line drawing is a common feature. You 'anchor' a point on screen and then move the cursor to another point. A line appears, connecting the points, and keeps moving as you move the cursor until you 'pin' the line down -- whereupon it becomes a permanent part of the drawing.

Curve plotting is done by placing dots on screen and then, on command, connecting them to one another -- one of the nicest drawing features I've ever encountered.

Shapes. Most software provides methods for drawing circles and rectangles. It is nice to have, in addition, the ability to draw ovals and parallelograms as well. I've yet to encounter a program that will let you draw circles from other than a frontal perspective -- yet you will constantly want to turn your circles this way and that and won't be permitted by the software.

Brushes. The ability to use 'brushes' of different size -- point, wide slab, several points symmetrically arranged, random collection of points, etc. -- is a nice feature, especially for erasing some malformed part of the drawing. Erasing with a single-pixel 'brush' is very tedious.

Surface. Some programs permit you to draw on backgrounds of any color (one usually selects black or white). Others restrict you to a white surface only so that you cannot draw on black with a white pen. In such a case, inverting a white picture with a black drawing to create a black picture with a white drawing will work, of

course, but you don't see what you will get when you are drawing it.

Color. You should be able to draw in any color, not just black, white, blue, red, violet, and green. Some software restricts you to those primaries and hence limits the special effects achievable by drawing in 'concocted' colors, i.e. mixtures of the primaries.

White and Black. The Apple has two different whites and two different blacks. White One is produced when two bits of a byte are on (are 1) and the high bit of the byte is off; 00011000, for instance will produce a 'White One' dot on the screen. White Two works the same way, but the byte's high bit must be on: 10011000. Black is produced by zeroed bits; in the case of Black One, the high bit of the byte is off; when drawing in Black Two, you turn the high bit of the byte on.

Software useful to a professional should allow you to select which white or black to use. This is important because White or Black One matches Violet and Green; White or Black Two matches Blue and Red. If you use the wrong white or black on a color, you produce odd discolorations. White One on Red, for instance, is likely to change portions of your red surface to green. Some software only lets you use one of the whites and blacks and is thus severely limiting.

Control. Towering frustration is likely to be your emotion when trying to be precise on the HighRes screen using any analog input device like mouse, joystick, paddle, or pen. The mere beating of your heart can translate into fine movement on the screen, and when you push the button to draw a dot, the dot is as likely to be half an inch away from where you thought you'd placed it.

Normally this is not a problem -- when you have drawing utilities to help. Occasionally you need real control. Thus it is nice if the software permits you to move the cursor from the keyboard, one pixel at a time, as an alternative to using an input device.

Color Fill. This phrase refers to an ability to fill any area, surrounded by a continuous line, with a color of your choice. Some programs don't let you fill at all -- or only circles and rectangles. That is a severe limitation.

Ideally, fill should (1) work rapidly -- some programs are very slow; (2) allow filling any color over any surface -- some programs restrict you to filling only surfaces that are white or are colored white, black, blue, red, green, and violet; and (3) permit you to 'undo' the last fill.

Concerning the last point: very often the boundary line around the surface you want to color has a gap in it and consequently the color you are using to fill with 'spills' out and destroys a picture. If you haven't saved the masterpiece before the fill, you may have lost an hour's hard work. It's nice to change your mind after the fact, get the picture back, close the gap, and then try again.

Fonts. A professional quality software package will let you place text on the screen in various typefaces, large and small. A nice feature is the ability to use fonts produced by anybody, not just those provided by the manufacturer of the software.

Apple may DOMS

by Steve George

As the first official duty of your newly elected Software Director, I have the privilege of announcing our two newest offerings: IAC #44 and One-Key DOS.

IAC #44 (ProDOS format)

The origins of this disk are with the *Apple Bits User Group (ABUG)*. Several other files were added by the IAC including the instructions for FILE.CABINET. As with all ProDOS disks, they require a volume name, and this one is appropriately called "IAC.44".

Tell Your Advertiser
You Saw It Here

Silicon Prairie

COMPUTER

LINE

with: Ray Douglas
Gary Finseth

And a cast of thousands-
Including you!

9-10 a.m. Sundays
WWTC am 1280
871-2608
Caller Line

Computer Line BBS 333-2541
ID = CBC

PRODOS This is the operating system file. It loads in when you boot the disk, checks for a 'genuine Apple', the 'official' clock card, sets the default volume name to "/IAC.44", etc.

BASIC.SYSTEM This SYS file allows us to use Applesoft BASIC.

STARTUP This program runs when you boot a disk and displays the ABUG logo, then it calls the program "INFO" in the "DEMOS" subdirectory. Uses the binary file titled STARTUP.OBJ.

PICTURES TEXT DEMOS PROGRAMS Each of these is a sub-directory file. They hold the names of the programs available 'one level deeper' in the ProDOS directory. To see their contents, you can type 'CAT PICTURES' or 'CAT TEXT' etc.

TYPE.CMD A command that will let you look at your ProDOS files. It will print the file's contents to the screen as fast as the system allows, or to your printer (a great way to get a quick list of 'instructions'). You may pause the output with a Ctrl-S and/or exit the listing early with the ESC key. While you can 'view' just about any type of file, TXT files are the most meaningful. This command will see LOTS of use, so you might like to transfer it to other disks. To have the command available, enter "--PROGRAMS/TYPE.CMD".

FILE.CABINET A database program that has been converted to ProDOS. Use the "TYPE" command to read the instructions file (here's one where you might like to redirect the output to your printer). File Cabinet in its DOS 3.3 form(s) has enjoyed a long life. It is probably the first database program new users encounter, and while limited, will give you a good feel for what you'd like an EXPENSIVE database to do. For some of you, it may be the only DB you'll ever need.

TYPE.DEMO A demo and instructions for the "TYPE" command. Get to this one with "RUN DEMOS/TYPE.DEMO"

SHOW.SPEED This file probably won't impress you if you've always used ProDOS, but for DOS users, it really illustrates the relative speed advantages of ProDOS over DOS. (How quickly would compressed pics load and display under ProDOS, hmmm, some day...)

MARATHON A program that will let you see the Mousegraphics set if you have a //c, or presumably an 'upgraded' //e or an e just fallen from the tree. This program is a continuous loop, so when you need to stop it, hit Ctrl-C.

MARATHON.INFO (The back row gets three guesses what this is about). Again, use the "TYPE" command to read the instructions/info.

PRODOS.STARTUP A demo and instructions for a startup program that makes up for not having a clock card (especially for owners of Apple //c's who cannot set the date under the 'FILER' program on the /USERS.DISK). See STARTUP.INFO for details.

Apple may DOMS (continued)

NO.DOS This text file tells you how to salvage a program when you have forgotten to boot DOS. It happens to us all, so look this over so you won't be TOTALLY frustrated when it happens to you.

One-Key DOS

This is a personal domain disk where you are requested to pay the author a fee if you continue to use the disk. The fee for this one is extremely low -- \$9. I think that just about everyone who tries out the disk will get 'hooked' on its ease of use and will GLADLY mail in the Nine dollars. If you include a stamped self-addressed envelope you'll get a set of clear keycap decals to make One-Key easier to use, and an extra decal listing the standard DOS error messages by number (are you listening *Diversi-DOS* users?), too. See the file "READ ME FIRST" for decal details.

Basically One-Key DOS allows you to enter disk commands with single keystrokes (plus return) from either the keyboard or from within a program. Type a 1 and return gets you the DOS command RUN, 2=BRUN, 3=LOAD, 4=BLOAD, /=LIST in much the same way that Applesoft lets you substitute a "?" for PRINT. And other interesting keys.

Here is just one example of its use: You can do a CATALOG and exit cleanly without the filename you're interested in scrolling off the top. When you see the file you want to RUN, BRUN, LOAD, etc, simply use the "-" key to move up the side of the screen (/e's use that or up arrow). When you get there, the top-row keys 1 through 0 (plus return) will print the DOS command, trace over your filename, and be sitting there awaiting your command to execute the desired DOS command (hit return). If you made a mistake or change your mind, a Ctrl-X cancels any action. What a marvelously simple way to execute 10 of the DOS commands. This even rivals the detached keyboard macros!

As noted above, use on a /e is slightly different, and 80 column mode gets to be a real pain. Use 40 col mode with this disk.

One-Key DOS may be placed on any boot disk which is compatible: standard DOS 3.3, *Diversi-DOS*, *ZIPPY DOS*, and maybe others. (Regarding *ZIPPY DOS*, I'm not sure what it is or where it came from but that's what's on the One-Key Brooke produced. Let's EACH ask Brooke about it when we ALL send him our \$9, ok?) One-Key is not intended for protected software, but if you have a backup/scratch disk, go ahead and give it a try.


When placing One-Key onto a disk (oh, its removeable too), you can give it a 'title' of up to 18 characters (lowercase supported), and a second line of up to 38 characters in inverse (no lc here). When you catalog this disk you will be shown on the first line: the number of free sectors, your first title, and volume number. The second line is the 38 char inverse title.

INIT has been removed so you'll need to INIT new disks with standard DOS, *Diversi-DOS*, or *ZIPPY DOS*. Then use your One-Key original or backup to place One-Key onto the newly INITed disks.

Complete documentation is on disk.

(I really like this one, and if you're used to DOS 3.3 or *Diversi-DOS*, I think you will like the enhancements it gives you, too)





LaserWriter

This issue of Mini'app'les sets a new standard for newsletter production. All text was converted to Macintosh, formatted with *Microsoft Word*, and typeset with the Laserwriter on an AppleTalk network.

WE FIX BRUISED APPLES.

We're a fully authorized Apple service center offering fast, convenient and affordable repairs for Apple II, III, II Plus and IIe models. We also service Epson, Okidata, NEC and Comrex printers. Extended service contracts available at reasonable rates for on-site or in-shop service. Use your Dayton's charge, MasterCard®, Visa® or American Express®. For information, call 623-7123.



© 1984, DHC

COMPUTER REPAIR SERVICE

Simply Perfect

A review

by a member of *Apple Dillo*

Summary

Program: INTEGRATED WP-DB
Publisher: LJK, Inc.
 7852 Big Bend Blvd.
 St. Louis, MO 63119
 (314) 962-1855
Purpose: Word processor,
 Data Manager and
 Spelling Checker
Equipment Required: Apple //e with extended
 memory, disk drive and
 printer
Optional Equipment: Second Drive, Ultraterm
Retail Price: \$189.95
Rating on a scale of 1 to 5: 4.5

Review

In the June 1984 issue of the *Apple Dillo* (a User group magazine in Texas), I reviewed the word processing components of **Simply Perfect (SP)**. This is the conclusion of that review and will focus on the data manager and mail merge components of SP with some mention of the terminal program provided in the appendix.

The data base management portion of **Simply Perfect** is called **Data Perfect (DP)**. As explained by Gary Krause in the July issue, **Data Perfect** would be considered a file manager in that you are restricted to a single form type within an data file. The structure of DP is similar to that of a file cabinet where "Each drawer in the cabinet represents a FILE. Each folder in the drawer represents one RECORD in the FILE. And in each folder or RECORD are items or FIELDS of information." Each file can contain a maximum of 109K bytes of information. These data are apportioned such that the maximum number of fields per record is no more than 32, with each field's maximum length being 127 bytes and a maximum record length (LRECL) of 511. Additionally, the field name length cannot exceed 12 characters. Each file that you create **MUST** be maintained on its own disk. That is you can only have one file per diskette, irrespective of the size of your file.

Four types of fields are supported within DP. These are Alphanumeric (e.g., name, city, state), Date (MM/DD/YY, i.e., month, day, year), Numeric (information which is treated arithmetically) and Formulated fields (fields derived from calculations performed on numeric fields).

To create a data file you first select the Database option from the Main Menu. Since this is your first database you would select the 'CREATE DATA BASE' option from the database main menu, this will format your data file disks and store the file structure on the disks. Only first data file can be contained on a data disk. After completing this task you will be requested to provide a filename. The file name cannot be more than 12 characters. You are now asked to specify the field names for the information you want contained within this data file. One of the nice features when creating the file structure is you have complete control over the screen design. You can place fields for each data item anywhere on the screen. Since a data record is restricted to 511

bytes a counter is maintained in the upper right hand corner indicating the number of bytes used in creating the file. After completing the data file structure you can indicate which data elements are to contain default values. For example, if you are creating a mailing list and most of the addresses are in Austin, Texas, you could enter Austin as the default for the city field and TX as the default for the state field. When you have completed organizing your file structure hit "Q" to quit the EDIT mode. You are now shown the profile of the data base you are going to create. If this is satisfactory you press "RETURN" until you are requested to insert a blank disk to contain the data you will be inputting. After the data disk is formatted you are returned to the main menu and select any other option you desire.

If you select **FILE MAINTENANCE** you would be presented with another menu from which you could select the various maintenance options, such as add, edit, delete, etc. Since you have just created this data file adding records is what you would probably selected. After selecting "ADD" the input screen you previously designed would appear and you can begin entering data. Before saving a record to the data file you have a number of options available to insure that you will save the correct information. After adding records to the data file, a number of searching options are available. These options include an individual record, a range of records or all the records. One can also search the file by values contained in a field. For instance all records with a date between 8/1/84 and 9/1/84. Wildcard searches are also available, with the wildcard either for a block of characters or a single character.

Once you've entered data into your data file you'll probably what to printout the information. Well, SP has a fairly versatile report feature. To generate a report you select the **REPORTS** function from the main menu. From this menu you can load or create/edit a report. Reports default to 80 columns with a maximum of 127 characters per line. It is also possible to initialize your printer with up to 7 decimal code printer commands. Substantial flexibility is offered with the report writing function of SP. You are able to customize both the header associated with a report along with the data elements contained within the report. The capability to do both subtotals and totals are also available.

Other features contained within the file manager component of SP include reformatting and merging of a data file, creating computed fields within a data file, global updating of fields and last but not least integrating information from the data file with the word processor within SP. The reformatting option allows one to create either a new data base or make blank copies of existing data files. With this function you can add fields, change field lengths or formulas to an old data file. After reformatting an existing data file, the merge capability allows the transfer of data from an existing data file into the newly revised data structure. Besides keying in data elements, SP allows the use of computed fields. This capability provides the user with the ability to define the contents of a field to be dependent on values or conditions in other fields. An example of this is an invoice file, which contains fields for quantity ordered and price per unit. One could define a new field whose value would be the sum of price times quantity. Since SP allows

Simply Perfect continued

boolean functions (i.e., greater than, equal to, or less than), fields based on whether other fields are true or false are also allowed. Global updating of fields is useful when changes have to be made to records in a file depending upon whether some condition is met. For example, updating members whose expiration data is the current month. With SP you could search for all records whose expiration date value is equal to SEP84 and then do an automatic update to SEP85 if renewal dues have been paid.

As I mentioned in the first part of this review, a feature I have wanted since I first got an Apple was the ability to do mail merge. In order to do this, one needs to indicate the field number of the data element you want incorporated into your form and presto SP will insert data from your data file into the letter or form you've created in the word processing component of SP. Pretty easy and remember you can select only records which meet your criteria to be printed. Try that with AppleWorks!!!!

Before concluding this review, I must mention the "hacker" section included in the documentation. Included in Section 4 of the Appendix is a number of sections detailing how the user can customize SP. Included in this section are discussions on writing a driver so SP can be used with a hard disk (under a DOS 3.3 format), writing a custom print driver, an example modem program so files can be transmitted between users and how information is stored in the Data Perfect module. With regards to the latter, an example BASIC program is provided to familiarize one with what is required to access any data file created with Data Perfect.

You must think by now that I've must be being paid by LJK, Inc. to hype their product since all I mentioned in these reviews is the advantages I found using SP. However, there are a number (very few) complaints I have since I've begun using this program. My major complaint is with the cursor that is utilized with the //e version of the program. SP employs a solid inverse block cursor to indicate your position on the screen. Unfortunately, this is the same way control characters are displayed. So that if the cursor is over a control character you lose sight of your position on the screen. The other significant problem I've encountered is when using the spelling program extra characters are inserted at the end of the text. This has required that after checking the spelling I return to the editor and delete this redundant text. I would hope that these problems are remedied in future releases. My other lament is that the file manager does not support DIF files. Having this feature would allow one to transfer data contained in a data file to a spreadsheet program and vice versa without having to write your own BASIC program. Again, I hope that this feature will be included in future releases. There are two additional features I would have liked incorporated into SP. One would be the capability to utilize the 128K of additional memory I have with the Applied Engineering extended 80 column board I'm using with the //e. This feature would substantially increase the size of a document one could contain in memory. I also would have preferred that SP be able to read a clock card instead of one having to enter the date each time you boot the program. I imagine that if I devoted additional time to this review I would find other features which I would like implemented. Isn't this what we all find after using any software package we've purchased?

In conclusion I return to the title of this review, "Is it Perfect"? No, but then is anything? However, I consider Simply Perfect to be an outstanding program. In fact I would recommend that any user should consider it as the first package they buy when purchasing their Apple. At a suggested retail price of \$189.95 this is an excellent value. With the \$50.00 credit to any individual who sends an original commercial program disk and documentation to LJK when ordering Simply Perfect directly from LJK, Simply Perfect is an exceptional value. Consider the costs when purchasing a word processor, file manager and spelling checker individually and you'll find Simply Perfect to be almost 50 percent less. For example, Appleworks, which does not have a spelling checker nor the ability to merge data from its data files into a letter, but does have a spreadsheet, retails for \$250., while the comparable PFS series (PFS Write, PFS File, PFS Report) retails for \$375.



Telesoft Marketing

Specializing in quality APPLE & IBM software & hardware...

Free metro-area delivery...

24-Hour Support...

A Division of Arts & Farces Video

Stillwater, Minnesota

612-430-1629

**Tell Your Advertiser
You Saw It Here**



Mac NEWS

by Tom Edwards

The MacSIG pulled open the curtain on another production at the Southdale Hennepin County Library on Monday, March 25. Addressing about 100, shortly after 7:00, mc/MC (that's master of ceremonies, Mike Carlson) rolled into the announcements, including the fact that the next MacSIG meeting will be April 22 at the TIES classroom, followed by the May 20 meeting back at the Southdale Hennepin County Library. The program for April will be a presentation on OmniReader (for text) and BarCode Reader.

Badly needed (or is it "needed badly"?), is an appropriate meeting spot for the summer (when the library is unavailable to the MacGroup), and a more spacious north location. If you have a lead, pass it on to Steve Bibus, 830-4929, immediately.

There were about a dozen new faces that offered self-introductions. Interests continue to run the gamut from programming, developing, sales trackers, XL quests, Thunderscan, CAD, graphics, writing and more. Notable within this group, was the quantity of 512K users.

Dan Buchler sent forth a plea for assistance with the newsletter. Jobs needing doing, are the proofing and formatting of submissions and a dedicated soul to mother over the calendar, getting correct information to Dan at deadline. As always, submissions of articles, graphics and whatnot are welcome anytime. Contact Dan at 890-5051 to volunteer.

The Q/A session covered many things, as usual. Here's a sample:

- ♣ The Macintosh BBS hasn't quite shaken off the training wheels yet. The idea's great, but getting on is difficult. Hope it gets better.
- ♥ Steve Baker is putting together a special MacDOM of FileVision data. He's also looking for people that have worked with the WideImage driver from Microsoft, and someone familiar with Modula 2 programming language.
- ♦ Anyone got answers for MacFORTH?
- ♣ How about pushing Mac's screen out to a VCR?
- ♣ Those hoping for "Inside Macintosh" are instructed to not hold their breath. Delivery is now targeted for "early fall", and book stores, such as B. Dalton's, are starting up waiting lists now.
- ♥ Macintosh software: MacWrite and MacDraw are still touted as "pre-release" versions, even though they carry rev. 4.0. Dealers have yet to see MacTerminal in final form; MacProject has been out for 3 months, and a new MacPaint (4.0) is due "shortly". (Since the meeting, MacWrite version 4.2 has been released and MacDraw 1.1 is supposedly released. - Ed.)
- ♦ Data disks that go bad: some fixes, sometimes, by paperclip trickery to swap bad for good, then erase;

or, try a bulk-type tape eraser. For boot disks, try "Write Boot Blocks" with DiskUtil.

- ♣ MacWorld has been beating their gums about the Finder problems. Rumor is, there will be an upgrade that puts part of the Finder-in-ROM, and part on disk, maybe July.
- ♣ One Mac'er, pushing the "Link" function of Multiplan on her 512K Mac to its limits, was greeted with sympathy, but little help from the MacGroup. Programs are not perfect, nor fully tested in all situations, unfortunately. On this one, try Microsoft.

Moving to a double-barreled program, mc/MC introduced *Curtis Juliber*, with a review of the MacTablet from Summigraphics (\$495, with a current \$50.00 rebate netting to \$445). It easily connects to one of the serial ports, and supports mouse and pen, though not simultaneously. The pen was found to be "sensitive", but may be adjusted through the control panel.

Curtis found tracing for input not to be the full solution that he hoped for. One related problem was that the "point" was too sharp, and tended to rip unprotected paper. (TWE note: Looks like a touch with emery paper would solve this. How about a pair of aviation shears? - Ed.) Curtis liked many aspects of the MacTablet, but finds that neither mouse nor pen can fully replace the other; each has its place.

The second barrel went off as *Bill Engle* presented his experiences in working with Tecmar's MacDrive. The unit plugs into one of the serial ports, and provides a similar port of its own, so you don't "lose" a port. Bill's installation went easily, but nothing worked with the unit installed per instructions. After many calls, the problem was found to be a difference between released product and documentation... problems evaporated once the drive was hooked to the printer serial port.

Tecmar makes two models: a straight 10MB, and a 5MB fixed/5MB removable, either about \$2000 each. Volumes can be created up to 1.6MB, and 4 of them can be mounted at a time. A backup program allows you to backup files larger than 400K by using multiple disks. A neat feature, is the printing buffer that returns your Mac to you sooner, though error messages often go off into Never-Never land.

Speed is the other gain with hard drives, in addition to the added storage capacity. But Bill hopes to convert to the internal HyperDrive, to regain some of his former transportability with the Mac. At a cost of \$1800 if you have a FatMac, or \$2800 if you have a skinny Mac, you end up with a FatMac and 10MB of storage inside the Mac's case!

That ended the reviews for the evening, and the MacGroup flowed like quicksilver into smaller clusters for pursuit of specific interests or just generally hobnobbing around.

Mac•MX80 (Continued)

MX-80 returns the printhead to left margin after every pass. The result: a relative speed of the MX-80 to the Imagewriter of about 1:3.5 to 1:4.5!

Overall, not a product to be recommended.



Non Technical Users MacSIG Sub-Group #2 Started by Tom Edwards

Formed through the request of *Vicke Lettmann*, for a more basic discussion group aimed at the beginning or non-programmer Macintosh user, the Special Interest Group for Macintosh Non-Technical Users opened with a first meeting on Monday, March 18, at the Southdale Hennepin County Library. Sorry to say, but I was a bit late arriving for the 6:30 start, and some of the opening rounds of introductions by the 40 or so Mac'ers in attendance had already taken place. At the head table were *Bill Engle* and *Steve Bibus*, acting as coordinators. There were a few of the less-novice Mac'ers scattered about, too. During introductions, I heard of a lot of sophisticated applications being undertaken by these "non-technical" users... maybe they shy away from the "techie" label, but they sure stretch the most from their Macs. Some of the tasks include:

- Looking for an MS Basic program to manage a housing fix-up program.
- Using MacDraw to create construction plans for a timber-framed house.
- Tracking sales and inventory records.
- Preparing to install a Macintosh Office.
- Using word processing programs to create copy for annual reports and technical manuals.
- Applications of several database and scheduling programs.

Like so many others, there were several awaiting "JAZZ", in the hopes that it would lead to an expansion of what they can use their Mac for. One or two raised a question about "double sided" drives for Mac, but that doesn't seem to be in the cards for this year, unless they show very late in the year.

Following the format of the MacSIG, there were questions asked by those needing to know, and answers offered by those able to provide. Several queries centered around the basics of MacWrite and MacPaint. A demo of these workhorses will be set up for the next meeting, April 8, at the library, to explain the utility of operations such as "cut and paste".

Getting close to tax return eve, there were a couple of things of interest brought forth. *Steve Baker* has a tax-tip and template disk that he will make available to those desiring same, for a nominal \$5.00 charge. No guarantee to save you big bucks, but should help you organize things and not miss too much.

Another MacSIG NTU'er laboriously keyed in a basic tax program published in *MacWorld*. Lo and behold, he found that the result using the program was the same as when he cranked out the figures by hand!

On a query of magazines that offer good Mac information, *MacWorld*, *MACazine* and *A+* seem to hold uppermost billing. For those wishing an understanding of "computer terms", there are a number of books and "dictionaries" that can be found at the local book stores. The magazine *Family Computing* publishes a list of computer terms each month, too.

The MacSIG NTU'ers then factored down into smaller discussion/interest groups, were specific "how do I..."s were answered by any with experience.

I found it to be yet one more very interesting and informative session on the Mac. Thanks *Vicke*, for starting another target group to keep Mini'app'les offering something for almost anyone, regardless of what "level" they may be at.



MacDOM #9 Font Utilities April 1985 previewed by *Curtis Juliber* and *Steven E. Baker*

This MacDOM is for the more adventuresome Macintosh Users among us. It includes the necessary utilities and programs to create and/or modify your own fonts. Utilities included are *Font Editor*, *Resource Editor*, *Font Doubler* and *Font Mover*. The first two programs were originally for use by Mac software developers, but subsequently put in the public domain by Apple upon the release of the *Resource Editor*. *Font Doubler* allows you to specify the name and size of an existing installed font and then it creates and installs a new font twice that size. To create the larger font, it uses an algorithm which smoothly handles diagonal lines, and even handles curves pretty well. You may wish to touch up the new font with the *Font Editor*. The *Font Mover* from the Macintosh System disk is included for completeness.

There are several MacWrite created documents to guide you through the usage of these programs including a lot technical talk on font numbering, etc.

To fill out the disk, more user created Fonts are included. From the University of Texas are *Moscow*, *Santiago* and several math fonts... *ChicMath*, *Vectors*, *ASCII*, and *GenMath*. From Princeton, their math symbol fonts.

MacDOM #10 G*A*M*E*S May 1985 Preview by *Steven E. Baker*

Enough about the Macintosh office system and business applications. Down to serious stuff G*A*M*E*S. The Macintosh is a great game machine and MacDOM #10 will prove it.

Mac DOM #10 (Continued)

For the Spaced out, we have Megaroids, Asteroids, Missile Command v2.3, Space Bubble, and MacEroids. For the Board player we have Backgammon. For the Intellectual we have Maze and Lazlife. This disk is designed to be used immediately, so boot it up.

MacDOM #11

Switcher

May 1985

by Dan Buchler

The notice (below) recently appeared on CompuServe. Curtis Juliber and Steve Baker are busy at this time making a MacDOM of the Switcher program which was just downloaded from CompuServe. The Switcher allows persons with Fat Macs to load up to 4 applications into memory and instantly switch between those applications.

"As previously announced, Andy Hertzfeld's phenomenal Switcher program is now available in our DLS area as an experiment by Apple Computer in using MAUG as a sort of national beta-test site. Also uploaded are three new Switcher-related files. SWDOC.HQX is a graphically-illustrated manual readable (after BINHEX conversion) with everyday versions of Macwrite. SWTEST.HQX details what to include in a bug report (either sent on MAUG or via the U.S. Mail). And SWHINTS.HQX details how developers can make their applications Switcher-compatible.

Please note that Apple has not uploaded The Switcher just because we are a wonderful user group. Rather, Apple would very much like to receive as many useful bug reports as possible. The SWTEST.HQX file explains exactly what type of information such a report should contain. If you download The Switcher, please help Apple to test this powerful and very important new program before its general release.

If we can show Apple that their trust in MAUG was not misplaced then I feel safe in predicting that The Switcher will be the first of many such programs we will all be able to preview, enjoy and help to improve before their general release. Very, very few computer users are ever offered such an opportunity by a company such as Apple.

The Switcher itself is the file SWITCH.HQX in DLS. But make sure you also download the other files mentioned above and that you take part as best you can in this beta-test. You will be helping not just Apple, MAUG and yourself but the entire community of Macintosh owners.

I apologize to our Mac members for the length of this "short bulletin." But I think that this beta-test of The Switcher may be one of the most important events in the history of MAUG. To our Apple II members -- I'd like to say we have not forgotten you guys and, who knows, opening one door to Apple may lead to others and thank you all too for your patience."



Daisy Wheeling (Continued)

Zoom. This feature allows you to look at a portion of the drawing close up, i.e. at the level of pixels. This is very desirable for close editing. The crabby method Apple uses to produce high resolution colors often requires that you 'fix the bits' of a specific byte. The best implementation of this feature lets you look at a byte, including its high bit (which is not actually shown on the screen). That lets you adjust for the White/Black problems discussed above.

Specials. Some features that are really not necessary but nice to have are (1) mirroring, which mirrors what you are drawing on the opposite side of the screen; this is great for drawing figures that are naturally symmetrical (the Grecian urn, a face); (2) cut and paste, which lets you cut portions of the picture and stamp them in other parts of the picture; and (3) enlarge and reduce -- which lets you make a part of the picture smaller or larger (but I've yet to find one that works properly; the figures tend to get distorted in the process).

One Resident Program. I like to load software and then put it away again. Programs that are not fully resident -- the color fill portion, say, must load every time you want to fill -- make working on a one-drive system a pain in the neck. My graphics station is on my second Apple, which has but one drive, so I know . . .

Natural Input Mode. Finally, the software should permit you to use some device for input that comes as close to pencil and paper as possible. The best input methods are pens of some kind working on a surface -- and I prefer a flat surface myself. The input mode is less important when you only do an occasional drawing for the fun of it. But when you have to make twenty or thirty at a crack, you want to go with long grooved habits and be easy on the old arm.



Professional Service

Get it done right the first time!

We give quality service on all Apple products and Epson printers.

Need on-site repair?

Call us--on site and maintenance contracts available.

hagen

OFFICE EQUIPMENT, INC.

801 WEST 77¹/₂ STREET
RICHFIELD, MINNESOTA 55423 866-3441

No Bull, it's MacBull!

by Tom Edwards

Yup, the Mac Bull(etin Board System) is up and running, thanks to the generosity and hard work of *Mohamed Kerim*, SYSOP in Blaine, MN. A month-long initial "shakedown" session was just recently completed, and the Mac BBS has now settled into an anticipated extended period of service to those with a fondness of the Macintosh, and a thirst for knowledge, at heart. As of April 1st, there were about 190 files (2.5MB) available for reading or downloading.

Mohamed gave me some detailed information about his board, by responding to a "mail" message that I left for him in early April. The board uses a Mac 512K, Tecmar 10MB hard drive, an external Mac floppy drive and a Prometheus Promodem 1200. Response has been building since he went on-line in early March, even though some of the inexperienced telecommunicators (such as myself), have placed the system into a "hang" on occasion. When this happens, *Mohamed* has an audible warning system that alerts him to the problem so he can get things back on line quickly, if he is in earshot.

Mohamed's purpose with the board is just to share information about the Macintosh computers (yes, Mac XL is most welcome, too) with other Mac users and enthusiasts. That forms part of the criteria for being a registered user... you are asked to upload programs that


can be shared with others, use the "news" section to ask or answer Mac-related questions, or leave reviews and tips that may be of interest to others.

Registered users will be allowed an hour on the system, with full access to all of the features (during the weekdays, *Mohamed* just uses the floppy disks, so downloading is not available then). New users will have 10 minutes to browse, until they register and get an I.D.

Mohamed is just doing this as a "hobby", so keep your support friendly, clean and make his experience with the Mac BBS as easy and enjoyable as you can. He works for Magnetic Peripherals, Inc., a division of CDC. Though not currently a Mini'app'les member, he has been to a meeting or two and shares a deep interest in "the computer for the rest of us". Use the board wisely, sharing your thoughts, hints, and comments, and enjoy.

Macintosh Bulletin Board Information:

Hours: Weekdays, 5am to 5pm;
Weekends, 8am to 8pm.
Number: 612-757-6180
Protocol: 300/1200 baud, 8 bits, no parity.
Registration: Leave your name, address and day/evening phone numbers (with area code) so *Mohamed* can verify that you are really you.



AMATEUR FAIR '85

Minnesota's Largest

Electronics & Computer Swap & Show

For Personal Computer Users, Electronics Hobbyists, and Amateur Radio Operators

When? Saturday, June 1, 1985 — 6:00 a.m. to 5:00 p.m.
Outside Market Starts at 6:00 a.m.
Inside Activities Start at 8:00 a.m.

Where? At the Minnesota State Fairgrounds
Dairy Products Building and Surrounding Area

What? Club Activities, Demonstrations, Commercial Exhibitors, and Larger Improved Giant Flea Market.

Sponsored by:
NARA Inc. — P.O. Box 857, Hopkins, MN 55343

Dealer enquiries:
Write or call — (612) 566-4000

Mac•MX80

A mini review
by Dan Buchler

Since I already owned an Epson MX-80 at the time when I bought my Mac (October), it just didn't make any sense to fork out around \$450 for an Imagewriter. Further, I had many times gone on record proclaiming the Epson to be superior to the C. Itoh (Imagewriter)!

At about that time, I had seen an ad for software to drive the MX-80 from the Mac. The package was called Mac•MX80. Of course, nobody knew anything about it. I called the company, BK Enterprises of California, and was reasonably impressed by their comments on the phone. The other Epson products on the market then (and now), namely the Hanzon card and EpStart would only work with the RX and FX series. So I ordered the software and the cable. I had previously bought a serial interface card, made by Epson, which plugs right inside the MX-80. The Mac•MX80 arrived within 4 weeks of order.

The cable plugs right into the printer port and the other end, a DB25 connector, goes right into the serial interface female connector which sticks out of the back of the MX-80 from the serial interface card. No problems in this area.

The software consists of an Install disk. You boot the Install disk and are asked whether you want to install MX-80 or Imagewriter (the later allows you to return to status quo). The Install disk is ejected and you are then prompted to insert the disk to be configured (typically MacWrite or MacPaint). The machine then whirs disks for about a minute, at which time it asks if you want to install another disk. If you say no, the operation is complete.

You now use the disk just like you would with the Imagewriter.

How does it work?

- With MacPaint: pretty good quality. Hard to tell apart from the Imagewriter.

- With MicroSoft Word: no output at all; just extraneous line feeds!

- With MacWrite: several problems. The high resolution is definitely inferior to the Imagewriter. It appears that the program attempts to correct aspect ratio in the horizontal direction and every so often adds a column of extra dots. The output is usable, and certainly better than nothing. However there is another annoying problem. The top-of-form drifts downwards by about 1/10" per page making it impossible to print multi-page documents in high resolution mode without continuously adjusting paper. What I have seen of Hanzon is definitely better!

In medium resolution with MacWrite, it's about the same as with Imagewriter. Low resolution is a disaster. It uses the internal (to MX-80) print fonts and is forever homing the printhead. (It appears to go into graphics mode to control inter-word spacing). The mode is virtually useless.

The Sideways option on the print menu produces complete garbage.

As far as speed is concerned, the MX-80 is very much slower than the Imagewriter. First of all, the MX-80 prints at 80 characters/second versus the Imagewriter's 120 characters/second. But, the Imagewriter logic-seeks and prints bidirectionally. The

GOTO 16

Public (?) Domain Software

by Steve George

The first time it happens to you, its really upsetting: finding someone selling software that you've contributed to the public domain.

And the argument is always the same: "we're not selling the software, we're selling the disk and a copying charge, and besides, it's cheaper than the Mini'app'les disks which contain the same programs!"

The 'problem' is that the disks AREN'T the same as our DOMs, even though one of the sellers explained to me that that is where they got all their materials. What's missing? For one, the *Catalog Management* text files which explain the purpose and use of most of the disks contents. Second, a hardcopy write-up, either in the form of a catalog or monthly newsletter article. And, third, the telephone and in-person support usually available from just about any other Mini'app'les member who has used the same disk.

Are they really cheaper? One place advertises the disks @ \$3.99 and insists that its the SAME as the Mini'app'les DOMs @ \$5.00. Our price includes sales tax, theirs doesn't. Ours usually include the needed help files on disk, theirs don't. Etc, etc. Now, is the ACTUAL price difference of 73c worth it? I think its worth the price difference to SPEND it on our DOMs and help support the club. How about you?



If you rely on personal computers . . .

THERE'S NO TIME FOR DOWNTIME.

The fact is, personal computers *can* and *do* fail. The more you rely on them, the more you need Fresh Logic. We specialize in personal computer repair and maintenance.

- We service Apple, IBM, Compaq, and other major brands of personal computers.
- We offer fast, qualified technical support.
- We provide on-site, courier, or carry-in service.

Ridge Square North
12989 Ridgedale Drive
Minnetonka, MN 55343
(612) 544-0022



Newsletter Makes Out with LaserWriter

by Tom Edwards

I'm sure that you have noticed a little different look to this issue of the Mini'app'les Newsletter. Thanks to an Apple "National Account" (read Honeywell Defense Systems, aka Dan Buchler) ordering a LaserWriter, this newsletter pushes into the semi-pro ranks.

Dan called for some help in formatting articles for the newsletter late in March, and I responded, needing *some* way to help rationalize the recent purchase of a modem. He expected the LaserWriter to arrive about in time to experiment with it for the June or July issue. It wasn't long into April when he called to say the the LaserWriter had arrived, well in advance of the anticipated schedule. I figured Dan wouldn't be able to resist, and sure enough, a day or two later he called and told me that the May newsletter would be the test d'resistance.

Armed with a practical background of experience from producing the newsletter by a variety of means for several years, Dan was already solidly on track for the task ahead. For the moment, Microsoft Word will be the key to enabling some versatile page formatting and type selection that accesses many of the features of the LaserWriter. Down the road a piece, will be the addition of a "page

makeup" program to help with arranging articles to make it easier to continue them onto following pages, and incorporate more elaborate artwork. Don't be surprised if you see scanned pictures included one of these days... that's one of the "hot" items on the MacScene right now.

The format that you see, two columns wide on the page, is a compromise. A three column page looked easier to read, but raises havoc with things like 1/4 page ads. Column width was cut to 3-1/4" to help readability in the 2-wide format. The font used is Times Roman, in 9 point size. This is one of the most common fonts/sizes used in the publication industry, and one of the resident fonts in the LaserWriter. It has been demonstrated that the LaserWriter's clean end product will allow about 30-40% more characters to be placed on a page than with the daisy wheel printer system, and yet maintain, or even improve, readability.

As usual, with stuff written for publication, the real tests will come *after* this article is done. That's when all of this new technology, equipment, techniques and theory get down to brass tacks and are called on to actually make camera-ready flats for the printer.

Hope that you like the new look. Give Dan a call, or drop him a note, and let him know what you like about the appearance of the new process, or think should be changed for the next issue.

Of course, if you don't like the *content* of the articles, you could always sit right down and write yourself a letter...



MACINTOSH ACCESSORIES

MAC LABELS

PAPER SUPPLIES

APPLE SALE

DISKETTES

Elephant Bulk SSDD 5 1/4" \$.99
 Elephant SSDD 5 1/4" 12.99

Dennison Premium SSDD " 12.99
 " " DSDD " 14.99

Maxell 3 1/2" (Mac's) 29.99

Labels Mac's 1m box 4.99

Labels 2 3/4x15/16" 5m box 16.99

Ribbons from 2.99

ACCESSORIES

Printer Stands from \$18.99
 Surge Suppressors 16.95
 Mac Swivel-Mac Tilt 17.50

FACPAC 5 1/4 Storage from 2.95
 Library Case from .88
 3 1/2" Flip n files 6.99

Apple Covers 7.50
 Mac Covers 4.95
 Keyboard Covers 3.50

Roll Top 3 1/2" (129) 15.22

P. C. SUPPLIES

7340 Ohms Lane
 Edina, Mn. 55435

TO ORDER CALL:

893-9292

Cash, Check, Money order

PRINTER MUFFLER

P.C. CHAIR

GLARE GUARD

MICRO COMPUTER ACCESSORIES

FACPAC'S

ELEPHANT DISKETTES

DENNISON RIBBONS

INLAND COMPUTER ACCESSORIES

CLASSIFIED ADS

These ads are provided free to members for non-commercial use, and are limited to 10 lines. Commercial ads will be charged at 20 cents/word for members or 40 cents/word for non-members. Contact the Advertising coordinator.

DEADLINE for ads is the second Friday of the month preceding the month of publication. Ads will be repeated on request only.

Also, please notify editor if item is sold. Unless otherwise noted, all items are For Sale

Extended 80 column cards for //e only; \$104.95.
Autodial/autoanswer modems with software; \$134.95.
Software Plus.....560-4077

FOR SALE: Microtek Dumping-64 buffered printer card, \$95.
Call.....636-2743

BPI General Accounting software package, retails at \$450, will sell for.....\$200.
Martin.....(507) 285-0754

Apple 80 column board for //e;.....\$40.
Tom.....593-1013 (eves.)

Friday! by Ashton Tate file handling system;.....\$100.
Gene.....853-6259

WANTED: Paddles or Joystick for Apple][+.
Al.....420-5959

For Apple][+: Wordstar, Infostar and Z80 Star card. Perfect condition; \$275 (or offer) for complete package.
Darkstar Snapshot; \$75.
Russ.....374-5910

ORDERING DOMs or MSDs

A reminder that Disks Of the Months (DOMs) and Mini'apples Software Disks (MSDs) are available by mail: DOMs at \$6.00 each; MSDs at \$17.50 each. MacDOMs at \$9.00 each.

Send your order to:
MINI'APPLES DOM's
PO Box 796
Hopkins
MN., 55343

.....Attention DOM Sales Most DOM's and all the MSDs are available at club meetings. Because of the volume of disks distributed, they are not tested. Club members are asked to make every effort to get the DOM or MSD running. For example, occasionally the DOS on the disk will be bad, but it will catalog OK and one can run the programs. Master Create on your System master disk will fix-up the DOS. Of course, if you have a disk with bad programs, we will cheerfully replace it!

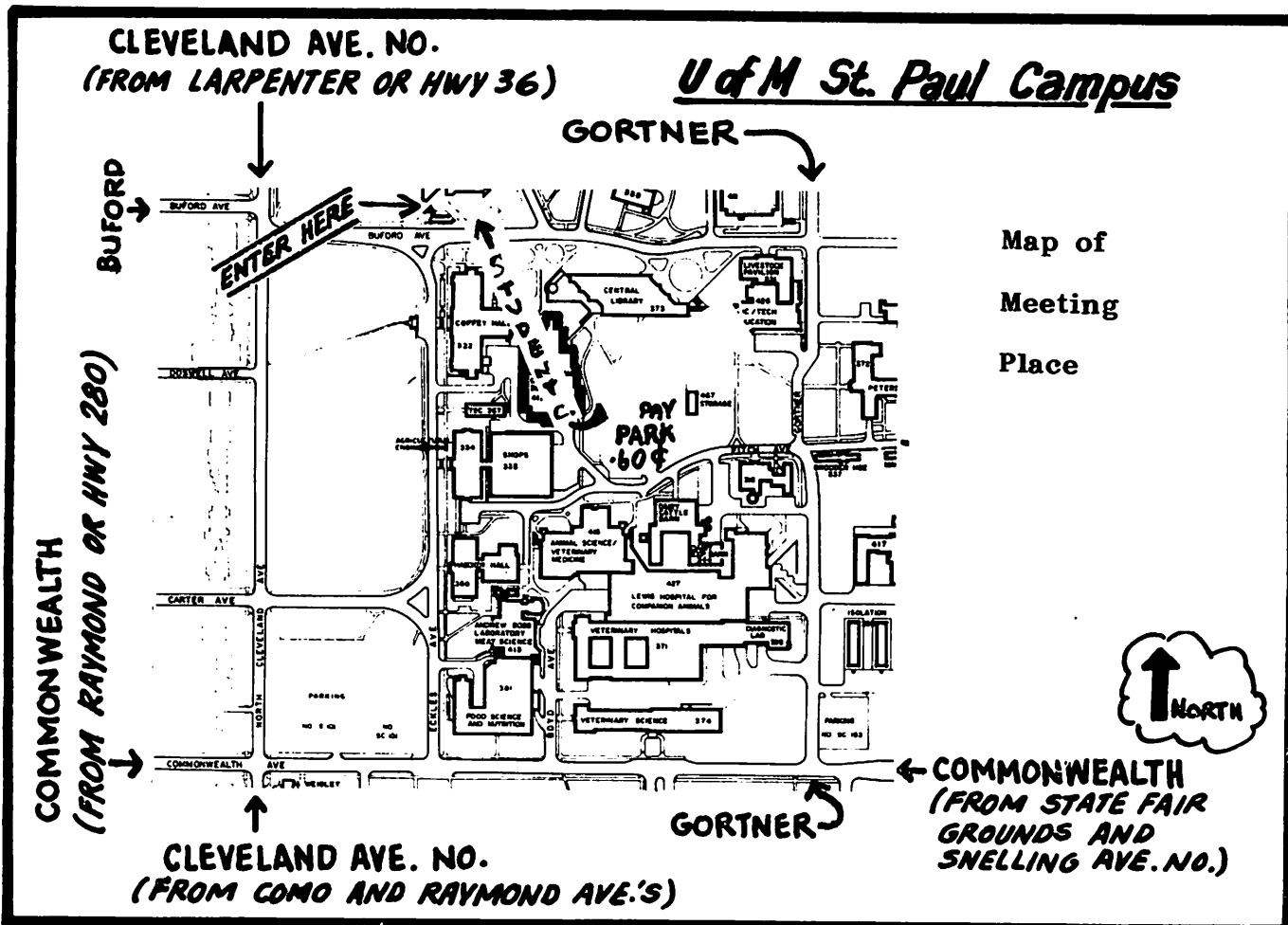
Continuing Service for Mini'apples Members by Chuck Thiesfeld

Members can order DOMs (not Mini'apples Software or MacDOMs) using their own diskettes. Here is the procedure: Make up a package containing the following:

1. Blank diskette (or diskettes if more than one is desired).
2. Mailer. Diskettes will be returned in same protective device used to send the diskettes, provided such will fit in the mailer.
3. Send correct postage in stamps -- do not send money in lieu of stamps.
4. Self-addressed return label.
5. \$1.00 copying fee per DOM or disk.
6. A note indicating which DOMs are desired.

Send to:
C. Thiesfeld
8416 Xerxes Avenue S.
Bloomington, MN 55431

Please allow 60 days for delivery in USA. In-complete packages will not be returned. DOMs 1 thru 29, except 18, EAMON #3, and 8 Pascal disks are currently available. Mini'apples Software disks (MSD) are not available! General questions about DOMs should be addressed to Steve George.



DATA CASE™

\$8.67

DATA CASE™

026-13-794


FLIP 'N' FILE™/MICRO

020-13-737

\$7.51




Capacity: 50 5 1/4" diskettes with index dividers and labels. Built-in carrying handle for ease in transporting. Unit has smoke color lid, beige base. Retail 4 color single box.



Capacity: 25 3.5"/ 30 3.25" micro diskettes. Smoke lid, black base. With index dividers and labels. Same design as original Flip 'N' File™, sized for micro diskettes. Retail 4 color single box.

When it matters, Make it Memorex™



\$ 2.95

For the Macintosh,
Hewlett-Packard, and
other 3.5 Compatible
Systems.

When you're putting your hard work into software programs or recording information, you've got to be sure of the disc you're using.

Memorex 3.5" microdiscs come to you 100% error free, ready to give you accurate data input and retrieval.

Whether you use a Macintosh, Hewlett-Packard, or other compatible 3.5" systems, Memorex micro discs do the job. Call today and we'll show you how safe your data can be.



you can Count on it



3515 HENNEPIN AVE. • MPLS., MN 55408 • (612) 827-5448



yukon

computer products, inc.



EDUCATIONAL

MATH BLASTER	\$39.95
WORD ATTACK	39.95
STATES & TRATES	35.95
ALGEBRA	31.95
FACEMAKER	27.95
ROCKY'S BOOTS	39.95
STORY MACHINE	27.95
METEOR MULTIPLICATION	26.95
KIDWRITER	27.95



\$39.95

RECREATIONAL

FLIGHT SIMULATOR II	\$39.95
SARGON III	38.95
SKYFOX	33.95
CONAN	31.95
SUSPECTS	34.95
WITNESS	38.95
CUTTHROATS	31.95
IMPERIUM GALACTICUM	31.95
SPY vs SPY	27.95

HARDWARE

1/2 HT DRIVE IIc	\$233.95
1/2 HT DRIVE AP	159.95
MOCKINGBOARD C	168.95
MOCKINGBOARD D (IIc)	178.95
IIc SER. to PAR. MOD.	59.95
APPLE CAT II	222.95
64K IN LINE M'BUFFER	265.95
TWINPORT II	27.95
PANASONIC 1091 PRT.	299.95

** CLEARANCE **

BACK CHAIRS

\$45.95

UTILITIES

PRINT SHOP GR. #1	\$19.95
MUSIC CONSTRUCTION	33.95
DOS BOSS	18.95
D-CODE	39.95
FAT CAT	27.95
TRIPLE DUMP	31.95
PRONTO DOS	23.95
PRGM. LINE EDITOR	38.95
SIDEWAYS	46.95

MILLIONAIRE	\$ 46.95
MAC-PORT. MODEM	119.95
MACTOTE	89.95
MAXELL DISKS 3-1/2	39.95
MURDER BY THE DOZEN	35.95
SUSPECTS	34.95
TYPING TUTOR III	49.95
MAC-SWIVEL	27.95

M A C I N T O S H

DOLLARS & SENSE	\$ 99.95
MEGAMERGE	97.95
MEGAFILER	149.95
PFS: FILE	89.95
PFS: REPORT/FILE	152.95
MICROSOFT BASIC	117.95
HAYDEN SPELLER	69.95
MAC BASIC INTERP.	117.95



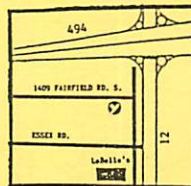
yukon computer products, inc.
p.o. box 93 · hopkins, mn 55343

COME VISIT FOR UNADVERTISED SPECIALS!!!!

1409 FAIRFIELD RD. S. - NEAR RIDGEDALE IN MINNETONKA

OPEN SAT 12 to 6 PM / SUN 12 to 5 PM

*CALL FOR FREE CATALOG WITH ITEMS FOR YOUR [APPLE & MAC]



New Phone Number
612-593-1503

Mini'app'les
Box 796
Hopkins
MN 55343

Address
Correction
Requested

Bulk Rate
US Postage

Paid

Hopkins, MN
Permit 631