


Happy New Year

1985

1986

1987



mini'app'les

apple computer user group newsletter

Volume IX No. 1 January 1986

WHO	WHEN	WHERE	WHAT
Mac.S.I.G. Nontechnical	Mon. Jan. 6 6:30/7 pm.	Edina Community Center Hwy. 100 & Benton, Edina	Show off your holiday gifts. Note 16. Bring your favorite program, D.O.M. Demo.
Board Meeting	Tues. Jan. 7 7:00 pm.	To be determined	All members welcome. Please call <i>Dave Laden</i> for location -- 488-6774.
Dakota County Branch	Tues. Jan. 7 7:00 pm.	St. John Nuemann Church 4030 Pilot Knob Road, Eagan	Open Topic. Note 7.
Pascal & Apple ///	Wed. Jan. 8 7:30 pm.	Mn Federal S&L, Hopkins 31 9th Av. S., Hopkins	Note 1.
Mac Small Talk S.I.G.	Wed. Jan 8 7 pm	Churchhill Apts. 111 Marquette Ave, Mpls.	<i>Martin McClure</i> , 227-9348 call for directions.
Business S.I.G.	Thur. Jan. 9 7:00 pm.	1st Fed Bank Knollwood Mall Hwy 7, St. Louis Park	Softax 85, a Federal & MN tax Package for the tax accountant & preparer. Note 10.
St. Cloud Branch	Thur. Jan. 9 7:30 pm.	Waite Park City Hall 5th Ave. & 3rd St N.	Using Local Mac Bulletin Boards. Note 15.
REGULAR MINI'APP'LES	Wed. Jan 15 7:30 pm.	Oak Grove Junior High 106th St., Bloomington	<i>John Paulson</i> on Newsroom by Spring Board Software. Note 2.
Education S.I.G.	Thur. Jan 16 7:00 pm.	Hamline Branch St. Paul Library 1558 Minnehaha Av. W.	Effective schools One block E. of Snelling. Note 6.
U of M Mac S.I.G.	Thur. Jan. 16 7:30 pm.	U. of M., E. Bank Physics Bldg., Rm. #210	
Applesoft Basic S.I.G.	Thur. Jan. 23 7:00 pm.	Derham Hall High School Rm 218, 540 Warwick, St. Paul	Open topic, Note 17.
Main Mac-S.I.G.	Mon. Jan 27 6:30/7 pm.	St. Paul U. of M. McNeal Hall, Rm33	Note location change, New Products. Note 9.
Northwest Branch	Tues. Jan. 28 7:30	Rockford Road Library 6401 42nd Av. N., Crystal	D.O.M.s review, <i>Jake Richter</i> . Note 12.
Mac-S.I.G. Nontechnical	Mon. Feb. 10	Edina Community Center	Office applications? Note 16
Dakota County Branch	Tues. Feb 11 7:00 pm.	St. John Nuemann Church 4030 Pilot Knob Road, Eagan	Open Topic. Note 7.
Business S.I.G.	Thur. Feb. 13 7:00 pm.	1st Federal Bank Knollwood Mall Hwy 7, St. Louis Park	The role of microcomputers in Bus. Note 10.
Education S.I.G.	Mon. Feb 17 7:30 pm.	Janet Wallace Fine Arts Cenetr Lounge, Macalaster College, Grand & Snelling, St. Paul	Effective schools Note 6.
REGULAR MINI'APP'LES	Wed. Feb 19 7:30 pm.	Student Center Theater St. Paul U. of M	Apple Representatives? Note 2.
Main Mac-S.I.G.	Mon. Feb. 24 6:30/7 pm.	Edina Community Center Hwy. 100 & Benton, Edina	Apple Representatives discuss new products. Note 9.

Notes: (See page ii in pink insert for telephone numbers)


- | | | | | |
|--------------------|------------------|--------------------|--------------------|-------------------|
| 1. John Schoeppner | 5. Mark Abbott | 9. Mike Carlson | 13. Stewart Haight | 16. Steve Bibus |
| 2. Dave Laden | 6. Jim Baker | 10. Dick Marchiava | 14. Steve George | 17. Tom Alexander |
| 3. Fred Woodward | 7. Bob Pfaff | 11. Bill DeCoursey | 15. John Gammell | |
| 4. Eric Holterman | 8. Dick Peterson | 12. Jere Kauffman | | |

Coordinators - Please Call Steve Bibus (374-1612) by the 10th in order to have your meeting correctly listed!

COMPUTER BUYING SERVICE

884-5009

RAM CHIPS



64-150NS
\$1.25 each
256-150NS
\$4.00 each



Printer Interfaces

HOTLINK (IIC)
Serial to Parallel converter .. \$59


GRAPPLER c (IIC)
Graphics Ser. to Par.
converter .. \$89

GRAPPLER +
(II+, IIe) .. \$89

BUFFER GRAPPLER +
(II+, IIe) .. \$149

ORANGE TEXT .. \$59

Mini-apples Special



APPLIED ENGINEERING

Ramworks II w/64K and extended 80 column (IIe only)

\$129

With 320K .. \$179
With 512K .. \$209
RGB option .. \$99


CHECKMATE TECHNOLOGY
MultiRAM IIe w/64K .. \$139
Multiview 80/160 card
(II+, IIe)
(runs Appleworks
on your II+) .. \$225
MultiRAM c w/256K .. \$279
IIe-EO RAM
(extended 80 col.) .. \$79

Viewmaster 80
(80 col., II, II+) .. \$109
Z-80 Plus w/software
(II, II+, IIe) .. \$109
Z-80 C w/software
(IIC only) .. \$139
Timemaster II H.O.
Clockcard (II, II+, IIe) .. 99
Z-RAM w/256K (IIC) .. \$329

CBS services available:

- On & off-site technical support
- Systems consulting
- On-site set-up and installation


Micromodem IIe



A complete plug-in telecomputing system for the Apple IIe

\$159


PANASONIC



Panasonic KX-P1092
180 CPS

\$345


ACCESSORIES



Mach II Joystick
for Apple II+, IIe, IIC

\$39.95

ASUKA



1/2 Height floppy drive
Apple II+, IIe

\$150

- 300 or 110 bps operation
- Slides directly into an Apple expansion slot.
- Auto-dial and answer features built-in
- Includes Smartcom I software

Smartmodem IIC .. \$189

Panasonic KX-P1092
(120 CPS) .. \$289

Okidata ML 192
(160 CPS) .. \$369

Okidata ML 193
(Wide Version) .. \$519

A+ Mouse
(IIC, Mac, Lisa) .. \$69

Koala Pad (IIe, IIC)
with Graphics Exhibiter .. \$89

Grapler + .. \$89

Numeric Keypad
for Apple IIe .. \$75

ASUKA

1/2 height
floppy drive
Apple IIC

\$170

SOFTWARE

	APPLE	IBM
Symphony ..	\$449.00	
Lotus 1,2,3 v.2.0 ..	350.00	
Wordstar 2000 ..	289.00	
Wordstar 2000 + ..	349.00	
dBase III ..	399.00	
Framework ..	379.00	
PFS File ..	85.00	95.00
PFS-Write ..	85.00	95.00
PFS-Report ..	85.00	95.00
Cross Talk XVI ..		109.00
Dollars & Sense ..	69.95	119.00
Turbo Pascal (V.3.0) ..	45.00	45.00
Turbo Toolbox ..	35.00	35.00
Sidekick ..		40.00
Superkey ..		50.00

MODEMS

HAYES	
1200 External ..	\$389
1200B w/Smartcom II ..	359
Smartmodem 300 ..	169
NOVATION	
103/212 Smart 300/1200 Bd ..	379
AppleCat II 300 Bd (Apple) ..	225
212 AppleCat 300/1200 Bd (Apple)390	
MULTITECH	
Multimodem IIe ..	199
Multimodem PC ..	359
Multimodem AH2 ..	359
US ROBOTICS	
Courier (2400 Bd) ..	459

MONITORS

Amdek 300 (green) ..	\$145
Amdek 300A (amber) ..	155
Amdek 310A (IBM) ..	175
Amdek Color 300 ..	209

DISKETTES

10 - 5 1/4" Floppy Diskettes (packed with a storage box)	
SS/DD	DS/DD
Sentinel ..	\$21.00 .. \$24.00
Certron ..	17.00 .. 19.00
Maxell 5 1/4" HD for AT ..	55.00
CBS ..	16.00 .. 18.00

COMPUTER BUYING

SERVICE

(612) 884-5009

8120 PENN AVE., SUITE 111
BLOOMINGTON, MN 55431

Hours: 10-6 M-F, 10-2:30 Sat.


Member: Minneapolis Chamber of Commerce

MAIL AND PHONE ORDERS WELCOME. CORPORATE ACCOUNTS INVITED.

In This Issue

- Announcements.....4
- 🍏 The Appleworks Advisor.....7
A Column For Users of AppleWorks
- 🍏 Basic-to-Text.....10
by Tom Alexander.....10
- Classified.....18
- Discount Corner.....11
by Keith Madonna.....11
- 🍏 ↓↓↓↓↓↓↓↓↓↓↓↓↓↓↓↓
by Steve George.....8
- January DOMs**
- IAC#51 - ImageWorks
- IAC#52 - Enhanced Softgraph
- IAC#53 - More AppleWorks Utilities
- 📁 MacSIG:12
Accessories: Key to a MacClassy Wardrobe (continued)
- Map of Meeting Place.....18
- 🍏 QWIX Media, A Report.....11
by Dick Marchiafava.....11
- 📁 Save Time.....14
Five Ways To Save Time On Your Mac
- 🍏 SLALOM.....7
A Software Review of An AppleWorks Spreadsheet Printer
- 📁 Waterborne.....13
edited by Dan Buchler.....13
- 📁 Ways With Word.....16
by Dan Buchler.....16
- 🍏 Word Crunchers.....10
A software Review

Insert contains Mini'app'les membership list with telephone numbers and ZIP codes.



LaserWriter This issue of Mini'app'les sets a new standard for newsletter production. All text was converted to Macintosh, formatted with *Microsoft Word*, and typeset with the Laserwriter on an AppleTalk network.

Happy New Year

Advertisers

- Arsen Darnay & Associates.....9
- City Desk Computer Warehouse...27
- Computer Buying Service.....2
- Hagen Office Equipment.....3
- House of Forms.....i
- MacTutor.....12
- UpTime.....15
- Waterborne Environmental Labs...17
- Yukon Computer Products.....BC

Cover art by Dan Buchler and Tom Edwards

Professional Service

Get it done right the first time!

We give quality service on all Apple products and Epson printers.

Need on-site repair?

Call us - - on site and maintenance contracts available.

hagen

OFFICE EQUIPMENT, INC.

801 WEST 77 1/2 STREET
RICHFIELD, MINNESOTA 55423 866-3441



Announcements

January: Spring(board) into the New Year

by Tom Edwards
Then what?

January 15th, we have the pleasure of featuring *John Paulson*, President of the locally-based, nationally-known **Springboard Software Company**, as our featured speaker for the regular Mini'app'les meeting. John comes from a teaching background, which spurred his initial venture into the software business with programs geared to youngsters... a real challenge to offer something educational, yet with enough appeal to maintain an interest span long enough to be of value.

Springboard has grown into a very successful company, marketing a variety of other programs that run on several different operating systems. John will be presenting a demo of Springboard's current best seller, **The Newsroom**, a program for desktop publishing. He hinted at possible introduction of some new products, too, when we first talked in early November. If their development timetable meshes, who knows!? We may get a "first look" at some very new software, also.

This meeting will be at the **Oak Grove Junior High School** location (Bloomington, 106th and Dupont). The meeting will start at 7:30 PM. Doors open at 7:00 for membership and vendor sales... windup usually about 9:00.

Even though the temperature may be a bit cool outside, you can find warmth and friendly talk about Apple computers on the inside. Come help us get the New Year started off with a bang and a big welcome for *John Paulson*.

Since the Apple Annual Stockholder's Meeting will be a week or so after our January meeting, the "official" Apple announcements that usually flow from this will be too late for our January program. Therefore, I am trying to get a return engagement of the knowledgeable, entertaining and informative representatives of the Midwest District of Apple Computer to grace our stage for February. If this can come to pass, we should be able to get a good review of new product announcements, along with fuller details on trends, policies and directions that Apple intends to take old products and the new.

Location for February's meeting is anticipated to be on the St. Paul Campus. However, the theater of the Student Center has been scheduled by another group, so watch future newsletters for announcement of location.

Spring programs have not been firmly established as this goes to press. Nominations will take place in March, and elections in April, but programs are still needed. The Oak Grove Jr. High location has been reserved for meetings in March and May. A Swap Meet will be scheduled for April or June, to take advantage of the St. Paul location cycle. If you can suggest a location (preferably a cafeteria-ish setting so we can make use of tables), please give me a call.

Don't Dump it! Swap it!

by Tom Edwards

Recycle your computer stuff, for fun (and profit too?)

Maybe I'm just dreaming, but I estimated that there were about 300 Apple affectionados that passed through the gates at the December 7th SWAP MEET.

Now not everyone brought or bought something, but the comments that I heard seemed to say that all found it interesting and had fun. Some sold most all that they dragged in, gaining a small profit... perhaps enough to finance a pound of cure for that next techno-lust attack. One or two might have gone home with more than they came in with, as they were caught in the epidemic of an acute case of buyitis. And some others might have just been out "window shopping", testing the market for their next adventure within the computer world.

The cafeteria at the Hopkins Eisenhower Community Center was roomy enough for the waxing and waning flux of sellers and buyers during the three hours set aside for the Meet. Most of the table spaces seemed to be taken during the early part of the Swap, with more elbow room opening up as the clock rolled its hands ever closer to the noon quiting bell. It seemed to be about a quarter to 12 before the buzz of noise, signalling activity on the show floor, started to tone down to a low hum.

Hugh Kurtzman covered the membership sign-up table for most of the morning. Several new members were signed up, and members with December expirations on their cards took this opportunity to renew.

Another active table near the main entry was anchored by *Steve George*, who was selling DOM's of both current and antiquated vintage. Being a Swap Meet, some special deals were offered to those adventurous souls that opted to take some of the older DOM's home and provide them with shelter and comfort in exchange for their entertainment and practical utility.

Most of the flavor of the Meet must have been Apple // variety, for *Mark Richards*, MacDOM editor, spoke of rather slow activity for the 18 MacDOM's offered by the Club. Many Mac owners did come and browse the aisles, but the nature of a Swap Meet is such that the older stuff is usually what comes out of the drawers and off of the shelves and gets shined up for the auction block. I guess Mac just hasn't yet reached that stage of life where there's much that can be spared.

Dick Marchiafava, the Club's vendor coordinator, invited two local Apple oriented vendors to share the Meet with us. They got right into the thick of things, and seemed to be satisfied with the fact that not all folks at the Meet had deep pockets... some were able to find the bottom of their pockets, and enough change to buy items offered for sale.

My son, *Patrick*, managed to strike a deal with another of the younger Applers at the Meet. They agreed on an exchange of a few games to give them each something "new" to try. The only problem is, we sold the Apple][+ at the Meet. Pat got home with the games, but no Apple to try them out on!

Announcements (Continued)

Anyone know where I can buy an Apple?

Thanks to the many members that pitched in to help make our second SWAP MEET a success. Look for the next Meet sometime this spring. We would like to place it in a St. Paul location. Being from the west side of the river, I don't know of a good spot to approach for space. If you have a suggestion, let me know. I'll do the logistics, but I do need some suggestions of places to contact.

Business SIG Notes & Calendar by Dick Marchiava

MEETING SITE MOVED

The anticipated change in meeting location has become a reality. The continued availability of the bank community room at the South Lyndale bank was too uncertain to plan a schedule around. Therefore the Business SIG will hold the January through May meetings in a different location.

We will meet in the First Federal Bank community room at Knollwood Mall in St. Louis Park. This is located on Highway 7 between Highway 100 and County Road #18.

I wish to extend my thanks Laurie Revere at the South Lyndale branch bank for allowing us the use of their excellent meeting facility in the past.

Meetings start at 7 PM with introductions, announcements and our Question and Answer session. Bring your questions, someone at the meeting may be able to help you. Bring someone to the meeting with you!

NEW MEETING FEATURE: Show & Tell?

I want to introduce a new feature to our meetings. For lack of a better name I will refer to it as "Show & Tell" as that concept embodies the intent of this new feature. Many of us have small hardware and accessory items which we use often and are very satisfied with. In most cases these items are so small to be the topic of a meeting, but are certainly of interest and could be shown in 5 minutes.

So, if you would like to bring something for "Show & Tell" just give me a call at 572-9305. Calling will allow me to schedule time and prevent duplicate or repeat items being shown.

Winter / Spring meeting Schedule and Topics

January 9: SOFTAX 85, A Federal and Minnesota tax package for the tax accountant and preparer.
Ron Schlangen of SOFTAX

SOFTAX 85 is a professional computerized income tax program written especially for the Minnesota Tax Practitioner. The program is much improved compared to last years model. It is more complete, polished, and faster using machine language routines and Diversi-Dos to speed up disk access.

All the information you need to operate the program is shown to you on the screen. The program is menu-driven. An EXAMPLE file is included on the disk to help you get familiar with Softax 85. It contains the following schedules:

- Minnesota Forms**
 Form M-1 1985 Minnesota Income Tax Return
 Form M-1B Minnesota Deductions: Deduction for Federal Income Taxes and Minnesota Itemized Deductions
 Form M-1D Computation of Minnesota Total Income
 Form M-1NR Schedule for Non-residents and Part-year residents
 Form M-PR 1985 Minnesota Property Tax Refund Return
 Form M-1MP Minnesota Minimum Tax
 Schd M-429I Underpayment of Estimated Tax by Individuals

Federal Forms (titles only)

Form 1040 Schedule A, Schedule B, Schedule C (2), Schedule D, Schedule E, Schedule F, Schedule G, *Schedule SE (2), Schedule F, Form 2106 (2), Form 2210, Form 2441, Form 3468, Form 4562 (3), and Form 6251.

Any of the forms listed are acceptable as "computer generated substitute forms" when printed except 1040, M-1 and M1-PR. These maybe printed directly on the government forms or used with overlays.

Softax 85 will operate on an Apple II family computer with 40 column display, 64K and 1 or 2 disk drives plus a printer. Also available in an IBM version.

Cost is \$400.00, or \$250.00 for those who purchased Softax 84. A demo disk is available at \$50.00 (non-refundable, may be credited against purchase). There is a 14 day refund policy on the purchase of the program itself.

- February 13:** Panel discussion: "The role of Micro-Computers in Business, Past, Present and Future".
March 13: Think Tank demonstration by *Bob Burkhardt*
April 10: RAMDISKS, Large Capacity Floppy Drives, Hard Drives
May 15: Wordprocessing packages; BusinessWriter - *Erik Carlson*, AppleWriter - *Ken Ruzek*, Wordstar - *Gene Kasper*, Bank Street Writer IIc - *Bob French*

You may contact me at 612-572-9305 if you have any questions about this schedule. Dick Marchiava

Education SIG by Jim Baker

Next Meeting: 7:00 P.M., January 16, Hamline Branch of Saint Paul Public Library. From highway 94 take Snelling north to Minnehaha Ave.; turn east one block.

November meeting

Seven people attended the November Ed-SIG meeting, representing the Futurists, Saint Paul Public Schools, Rosemount Public Schools, the Barton Open School, TLC, and entrepreneurs in curriculum and software development. The discussion was lively and broad, focusing on such topics as whole brain learning, the composition of teaching staffs, The Continuum Project in Minneapolis, guided imagery, relaxation training, what a high performance "open school" does to enhance learning, the issue of different learning styles and how they affect dropout rates, and credible research which strongly suggests the inadequacy of curricula for more than half of all students! If this last item is true, of course, the implications are ominous. This topic promises to recur in our meetings. By the way, solutions DO EXIST.

⇒ 6

Announcements (Continued)

A survey of 500 eighth grade dropouts showed that 99% of them were so-called "sensing" types, who have character/learning makeups of highly verbal and "touch-understanding" traits. These students tend to be extraverted and learn best by discussing new ideas or drawing, dissecting artistic or physical models, etc., and not by simply working in the abstract from a text or other written materials.

Nowhere in basic education is the sensing student's efforts more frustrated than in the conventional math classroom, where concepts are presented abstractly first. Only after abstract mastery are math tools put to some "concrete" application, although even then, exercises are still often quite abstract. The result, as evidenced in any school district's statistical records, is a massive intellectual carnage in which the productive potential of many powerful minds is lost, sometimes forever.

In three and a half years of remedial teaching and research with elementary age chronic low achievers and high school dropouts who have returned to alternative schools, I know that most of these students have enormously more learning potential than they have ever expressed or been aware of, due to repeated failure in conventional school systems that simply did not fit their learning styles. When exposed to a multidisciplinary program of math instruction which presents concepts in a CONCRETE context, APPLYING new concepts as they are first encountered, integrating arithmetic, geometry, computer programming and basic elements of scientific reason, while also permitting social interaction, these students often blossom. If you mix in high affect, the low achiever's math learning in this environment is usually even greater.

There is a model curriculum called FASTMATH in use at Edison High School in Minneapolis. Implemented in the computer laboratory, it appears to be the first really successful "intervention math" curriculum to be used in Minneapolis. It works because is designed for the "sensing" student. They can get inspired with creative applied math: it's all in how you present the material.

"Textbook learning," on the other hand, is more the domain of the introverted, "intuitive" student -- the bookworm who can sit still and read or quietly listen with good comprehension; testing new ideas and information "against private criteria in the inner world of the mind." Most classrooms teach more to this student type: first with abstract models out of texts with low to no social interaction among students, EVEN THOUGH THIS APPROACH IS SUITABLE FOR FEWER THAN HALF OF ALL STUDENTS, according to research conducted by Isabel Myers.

That's bad enough. But the really ominous news pertains to how slowly heavily bureaucratized systems are to modernize in the face of important research such as this. This is true of all large bureaucracies, of course, not just in education. But when the future of an entire nation rests upon the efficacy of its system of basic education, the importance of modernization demands that change occur. Nevertheless, there seem to be few mechanisms -- legal, political or institutional -- to catalyze progressive action. This, say some experts, is where the private sector will intervene.

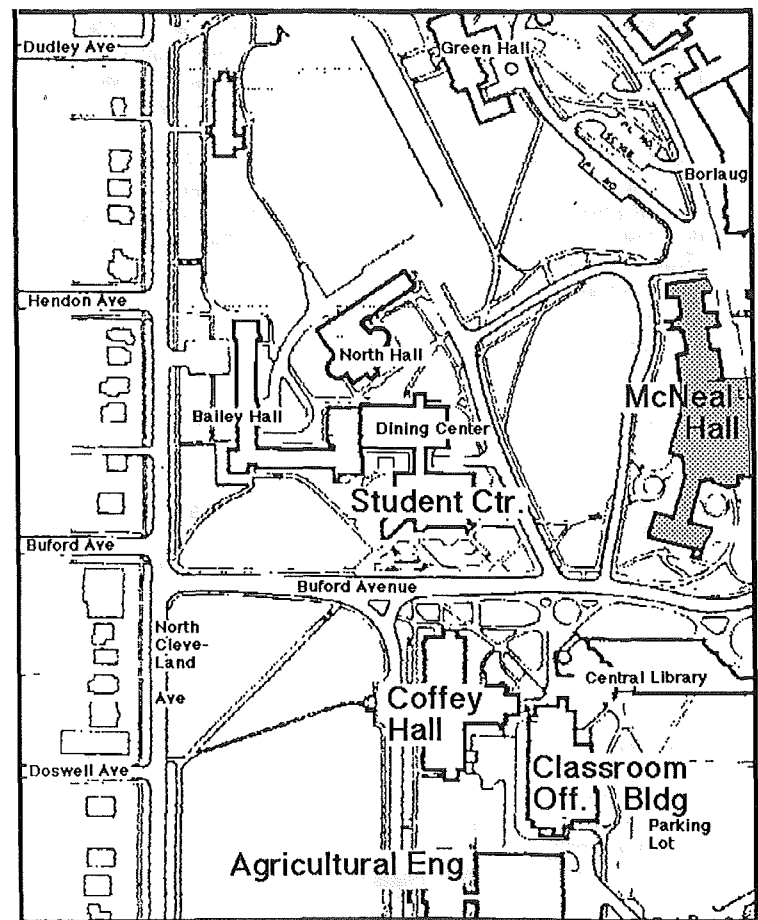
I found this discussion very interesting and important, and am aware that one reason change does not happen is that teachers do not have energetic support groups and reliable information sources to help in transforming their classrooms to better meet the needs of all students. The materials and methods ARE AVAILABLE and are limitedly in use. Wise veteran teachers who would like to put some pizzaz in their professional lives could greatly benefit from some mid-career redirection, calling on some of these excitingly effective methods. Perhaps participants in the EDSIG could help spawn an information network to spur these needed developments.

The EDSIG will be exploring these topics in greater depth over time, but: THE MAIN TOPIC OF DISCUSSION at December and January meetings will be: WHAT SHOULD STUDENTS KNOW BY THE TIME THEY ARE GRADUATED FROM HIGH SCHOOL? COME ON DOWN AND JOIN US; THE MORE EAGER MINDS, THE MORE PRODUCTIVE WE CAN BE.

MacSIG

On monday, Jan 27, the main MacSIG will meet on the University of Minnesota St. Paul campus in McNeal Hall, Room 33. See map below. Details of Mac Plus, double sided drives, SCSI interface, one meg. memory, etc., etc. should be available.

MacSIG Meeting Place



SLALOM

A Software Review of An AppleWorks Spreadsheet Printer by Tom Ostertag

Slalom is an AppleSoft program which prints AppleWorks spreadsheet or database files sideways. The program is distributed by the Big Red Apple Club, 1105 So. 13th, #103, Norfolk, NE 68701.

Slalom prints wide spreadsheets (255 characters) down the length of the page. It is formatted like AppleWorks and works like it except Slalom has a much shorter Main menu consisting of two items. The program is designed to work with most dot matrix printers including Imagewriter, Apple DMP, Epson MX/FX/RX, C. Itoh, Okidata 92 and Gemini Star. It will print either 60 lines or 72 lines (depending on the printer) of text on the printout.

The Main Menu consists of two items:

1. Specify Printer Info
2. Print a Spreadsheet

If you specify No. 1, you are given the Printer Menu. There are 5 items in this menu. The first two items ask you to specify the printer type from a list of four and the interface type from a list of sixteen. The interfaces include Apple serial and parallel, Grappler serial and parallel, CCS cards, Dumpling cards and several others. The other three options ask about slot number, font size and line feeds. Use the Printer Menu to configure your setup and then "Escape" will get you back to the Main Menu. If you are not ready to print a spreadsheet use Escape and the program will ask if you want to save your configuration.

Next you must set up a special printer in AppleWorks to print to disk. You will find this option in the printer information section of the Other Activities Menu. Specify Print to Disk and save the configuration as a separate printer.

When you type in your spreadsheet limit the horizontal size to 255 characters or the spreadsheet will have to be printed in sections. Use the Printer Options Menu to set the platen width to 15 inches and the characters per inch to 17. Now save the spreadsheet file and print it to a file on disk. Be sure to write the spreadsheet pathname down. Exit AppleWorks and boot Slalom. If you have already configured your setup, choose No. 2, Print a Spreadsheet. Enter the spreadsheet file pathname and print. Behold, it works.

The program disk comes with an eight page booklet very clearly explaining Slalom's operation. The last page of the documentation lists the limitations of Slalom which include disclaimers about printer compatibility and interface cards. The program requires the same 80-column card configuration that AppleWorks does and is only limited in file size by the available desktop in AppleWorks.

The program works well and is worth the money spent on it. Slalom is a very friendly program to use and I recommend it for your consideration.



The Appleworks Advisor

A Column For Users of AppleWorks by Dick Marchiafava

Version 1.3 of AppleWorks is now available as a \$20.00 upgrade, but don't be in a hurry to get it. The new version supports the UniDisk 3.5 and Apple's memory expansion card which has not been released. There have been no other changes of which I am aware.

If you want the upgrade you need to get an upgrade mailer from an Apple dealer. You fill it in, enclose your program disk and \$20.00. In return you will get the update on a 5.25" and a 3.5" disk plus a 25 page manual.

I don't want to make too much of my remark in last month's column about Grappler cards. In my experience and observations, Grappler cards seem to have a greater than average incidence of compatibility problems.

In a letter from Orange Micro in the December issue of A+, their Tech Support says that changing the interface card control code to Control-I 0N will allow proper printing.

The letter from Orange Micro also made reference to a suffix letter G being added to the program version number which is on the Startup screen. This is the second time that a suffix is mentioned. The RAMWORKS expand utility adds an R suffix to the version number in expanded disks. Anyone know more about this?

Member D.C. called with a problem in printing database and spreadsheet reports. He is using a Grappler card and an Epson printer. Columns or cells would be skipped or pushed over causing wrapping which made a mess of reports.

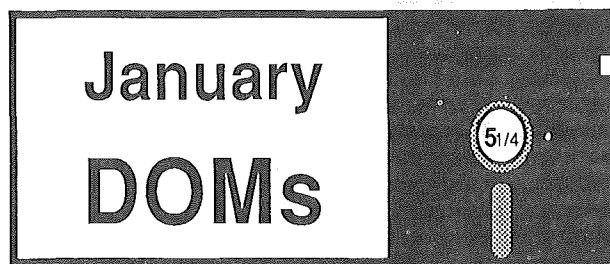
Advice: D.C. needs to get the Appleworks upgrade from version 1.1 to version 1.2. Then make the change indicated above in the letter from Orange Micro. This should fix his problem.

Generally, when printing with any software, stray characters which print out at the beginning of a file, down the margin or the appearance of stray characters of scrambled text indicate a problem with an interface card, buffer, or printer driver.

Tip: If you are using an expanded AppleWorks work disk such as those used with large memory boards you may not make any changes to that disk. When you need to change printer drivers etc. make a copy of the original disk, make the necessary changes and then copy that disk. You can now expand the last disk generated.

You may call me at 612-572-9305 or write me at the club address with your questions. Please be have a concise description of your problem, I am still learning too. *Dick*





by Steve George

With all of the Personal Domain disks we've been fortunate to have released recently, I'm about to open the IAC flood-gates with this month's software! Three of the most recent IAC offerings are now available for us to enjoy. They are, IAC #51 Image-Works, IAC #52 Enhanced Softgraph, & IAC #53 More AppleWriter Utilities.

Thanks to IAC's Charles R. Smith for most of the verbiage that follows.

IAC #51 Image-Works (DOS/ProDOS hybrid)

This disk contains a series of menu-driven utilities for use with the Apple ImageWriter printer. The disk was assembled by Ed Thompson of the Denver Apple Pi. Several of the programs are involved in the creation and downloading of custom fonts, to provide an alternate to the built-in fonts of the ImageWriter.

The disk contains the following programs:

- PRINTER SETUP** - easily sets your ImageWriter to the desired line spacing, typeface, and margins.
- SELECT FONT** - chooses a custom font for use in your printer.
- TOOL KIT** - this program, from Apple Computer, allows hi-res graphic images to be dumped to a printer.
- DISK LABEL MAKER** - as the name suggests, it creates labels for your disks.
- FONT EDITOR** - this program, from Ed Thompson modified from G. Bredon and D. Leighton, allows you to load, edit, and save fonts to the disk. It is easy to use and well documented.
- SET PERFORATION SKIP** - keeps you from printing on the page-breaks.
- DEMONSTRATE FONTS** - shows you how the font will appear on the printer.
- TEXT SCREEN DUMP (/ALTERNATE)** - does just that, to your printer.
- RESET PRINTER** - puts your ImageWriter back to where it was in the beginning.

Also included on the disk are a number of different fonts which can be downloaded to your printer, or used as the basis for the FONT EDITOR.

ASCII.SET	BLIPPO BLACK.SET	BYTE.SET
COLOSSAL.SET	COUNT.SET	CYRILLIC.SET
ESPERANTO.SET	FLOW.SET	GOTHIC.SET
GRAPHIC.SET	GREEK.SET	KATAKANA.SET
MIRROR.SET	OUTLINE.SET	PINOCCHIO.SET
PUDGY.SET	ROMAN.SET	SHADOW.SET

Because the Image-Works programs did not fill an entire disk, the IAC librarian for fun made this disk a hybrid between DOS 3.3 and ProDOS. When you boot up, you are in ProDOS, but can go to the DOS 3.3 portion from the startup menu. The ProDOS part of the disk contains Paul Lutus's FreeWriter, along with instructions on how to print out files created with this program.

If you don't have an ImageWriter, but another printer which accepts downloaded fonts (such as Epson or ProWriter), you may want to modify this disk to work with your own machine. If you do so, please share your results with others by letting me know so that we can send a copy to the IAC offices.

IAC #52 Enhanced Softgraph (ProDOS format)

This disk originated with David Durkee's Softgraph which as released into the public domain by the late Softalk magazine. It became a popular program with many because it was written in Applesoft and could be easily modified for a variety of special uses and interface cards.

This enhanced version of Softgraph was produced by Tony Martin of the Stanislaus Apple Group in Modesto CA, and submitted by their librarian, George Osner. Tony developed both a DOS 3.3 and a ProDOS version; this is the ProDOS version.

The IAC librarian chose to release the ProDOS version because this disk will take files created by a spreadsheet (such as AppleWorks) and allow them to be displayed graphically. Because AppleWorks does not have a graphing capability, this disk may serve as a reasonable substitute.

The operation of this enhanced Softgraph is similar to the old Softgraph, allowing for display of data in various line, bar, and pie charts. Entry and editing of data is accomplished with the 'Data Editor' section of the disk. Full instructions are included in a text file which can either be listed on the screen, or read and printed out using a word processor.

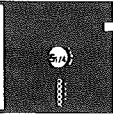
Because this disk is in ProDOS format, an Apple //e or //c, or a][or][Plus with a 16k RAM card (language card) in slot 0 is 'required'.

IAC #53 More AppleWriter Utilities (DOS 3.3 format)

The previous two disks of AppleWriter utilities have proven to be popular with many of the members of Apple user groups. The original IAC #41 (our DOM #29 written primarily by yours truly) was for AppleWriter][glossaries for use with an Epson MX or Prowriter. That was followed 6 months later by Tom Ostertag's AppleWriter enhancements on IAC #47 (our DOM #34 - yeah Tom!). This disk contains more AppleWriter enhancements and some changes to my original glossary files to allow their use with AppleWriter //e.

Dennis Doms of the Kansas City group sent along some improvements in the Epson and Prowriter glossaries to make them compatible with the //e version of AppleWriter. He also included a lengthy discussion on

January
DOMs



(Continued)

glossaries. Also, for you Apple Dot Matrix owners, he included a glossary for you.

MODS.HELLO MORE.GLOSSARY.NOTES
EPSON1.NEW PROWRITER1.NEW ADMGLOSS

A. R. Lyle of King City, Ontario modified the glossary of print commands for use with a Gemini printer. Instructions and help files are included, as is a special international language character set (INT CHAR SET). A text file entitled 'MAKING A GLOSSARY' explains how to obtain ASCII codes for use in glossaries.

GEMINI.HELLO GEMINI.NOTES GEMINI HELP
HELP PART1/2/3/4A/4B/5
GEMINIX LISTING.GEMINIX
MAKING A GLOSSARY INT CHAR SET

A bug managed to creep into IAC #47, and so Tom Ostertag sent along the correction to the WPL.SECTORS program. He also included a short article explaining how to modify the program to work with altered catalogs. (We made the correction several months ago and published the changes in the newsletter, so now EVERYONE should have it.)

OSTERTAG.HELLO ME.FIRST WPL.SECTORS
NEWSLETTER.ARTICLE NOTE

While not strictly for AppleWriter, Walter Dnes submitted a series of utilities for use with the Videx Videoterm 80-column card. INTERLACE manipulates the CRT registers to improve the display. CURSOR STEADY stops the cursor flicker. VIDEX.OBJ0 is a video driver to be used with Magic Window. DRIVER implements the Applesoft words: HOME, NORMAL, and INVERSE on a Videx card.

VIDEX.INFO INTERLACE CURSOR STEADY
VIDEX.OBJ0 DRIVER+ DRIVER-
HILOAD+ HILOAD- I/O HOOKS

Finally, the most entertaining part of the disk comes from James B. Munro of Youngstown NY, who also modified the Printer Control glossaries from IAC #41 for use with the //e version of AppleWriter. Jim developed a series of DEMOs for the Buffalo Applebyters, to demonstrate the features of this great word processor and to teach the commands which control it. This is a 'live' demo, and a very well done one, at that. Just start up AppleWriter and enter: [P]DO DEMO1. (That's control-P, then the command word "DO" and then the filename "DEMO1".) Then just sit back and watch the action.

TUTORIAL.HELLO
CONTROL P DO DEMO1 PROGRAMS
DEMO1/2/3/4/5/6/7/8 TAB DEMO
DEMOS LETTER LETTER
TAB.SYS EPSON1
PROWRITER1



CUSTOM PROGRAMMING AND SUPPORT

Fast, efficient programs
tailormade for
YOUR business,
YOUR applications!

- Apple and IBM PC/XT computers
- Original programs/utilities
- Database set up/design
- Custom spreadsheets
- System planning
- Training and documentation

Call 933-2540 for
free estimates/consultation

ARSEN DARNAY & ASSOCIATES

Word Crunchers

An Software Review

by Tom Ostertag

Word Crunchers is a set of WPL programs written for use with AppleWriter. There are two versions one for DOS 3.3 and one for ProDOS. The two sets of programs were written by William H. Rees of Rees Communications, 3860 Helm Road, Duluth, MN 55811, (218) 729-5852. Both disks contain similar sets of files and provide the same functions.

After booting AppleWriter, execute (with control-P do) a file titled BEGIN (what else?). This WPL program runs through a great deal of documentation and lists the functions of the Word Crunchers programs. There are 27 screens of information accessed by this program. Some of the functions listed are:

- Run a display program.
- Demonstrate a chained series of WPL programs.
- MailMerge AppleWriter or AppleWorks address lists.
- Select name records from a file and print mailing labels.
- Transfer, Lock, Unlock or Delete selected files.
- Load a set of print, tab and glossary files at startup.
- Print catalogs in 3 columns with name, date and comments.
- Print same catalogs onto 4" by 1 7/16" disk labels.
- Format same catalogs for filing in an AppleWorks Database.
- Insert into labels the disk space available.
- Insert printer codes into documents.
- Print multiple copies of a file.

Functions which are useful while editing include the STARTUP file, GLOS.BOOK, FF and FF2. STARTUP loads GLOS.BOOK as a glossary file along with print and tab value files which you must set up. GLOS.BOOK is a glossary specifically written for Epson printers or compatibles. For those who do not have an Epson printer, there is a file titled PRINT.CODES which will modify GLOS.BOOK for other printers. (Epson FX-80, FX-85, Panasonic KX-P1090, Okidata Microliner 92, Imagewriter, and Apple Scribe printers are supported.). It addresses all of the printer functions that are useful and then some. This is a two finger (or three if you use cap letters) operation, one on the open apple key and the other on the operator key. Open apple = will give you a menu of all of the available commands. This menu is itself unique in that it is part of the GLOS.BOOK file. FF and FF2 are files that do a great deal of work. When these files are executed (FF2 is chained to FF) they produce a numbered catalog from which you can lock, unlock, delete, or count free sectors. A separate program is used to determine sectors on DOSless 3.3 disks (CAT.528). Both of these programs can be watched in action or run (much faster) with the display turned off. A program titled COPY will print out multiple copies of a chosen file.

A considerable amount of effort has been put into manipulating disk catalogs. The start program for this function is CAT. It will load the catalog and format it, count the sectors, and then add header and comment lines. The catalog is then saved to disk and/or printed in three columns. The program is explained in detail in a demo called CAT.INFO. The catalog files may then be further

manipulated to produce disk sleeve catalogs (CAT.LABELS). Another associated program, DISK.LABELS, will produce a label for a disk that is 4" by 1 7/16" in size. If there are more files on the disk than will fit on the label, a second label is formatted and printed. CAT.AWORKS will format the catalogs to be included into an AppleWorks database file. DOS 3.3 catalogs must be CONVERTED to be included in the AppleWorks database, but both ProDOS and DOS 3.3 catalogs can be mixed in the file. This program does not work on the DOS 3.3 disk, but Rees has already stated that he intends to upgrade the set of WPL's.

MailMerging, that is inserting specific information into a common form is an important part of what AppleWriter can and AppleWorks cannot do. Word Crunchers does a creditable job of automating the functions associated with this function. AUTOLETTER is the major program to accomplish this task. Using files that can be labeled with with a program titled MARKERS, the information can be inserted into a form and then printed, or viewed. The markers can be used in AppleWorks database files that are printed out as labels. The intent is to use database files printed to disk to insert into the forms. This is documented very well in the information that comes on

⇒ 17

BASIC-to-TEXT

by Tom Alexander

Converting an Applesoft Basic program to a Text File can be very useful when a program needs to be edited using a word processor program such as AppleWriter or when that program needs to be sent over the phone lines via a modem.

To accomplish this the Applesoft program must first be LOADED into memory. Then the conversion program listed below is entered and ran from the keyboard:

```
0 D$ = CHR$(4) : F$ = "TEMP.FILE" : POKE 33,33 :
PRINT D$;"OPEN ";F$: PRINT D$;"DELETE ";F$:
PRINT D$;"OPEN ";F$: PRINT D$;"WRITE ";F$:
PRINT FP : LIST 1, : PRINT D$;"CLOSE ";F$:
TEXT : END
RUN
```

Notice that the entire conversion program is written on line #0. The statement - PRINT FP - will erase line #0 when the program is RUN, printing only the Applesoft program to the text file, TEMP.FILE. If this statement is not included, the text file will start with line #0.

The statement - LIST 1, - will print the entire Applesoft program to the text file starting at line #1.

To convert the text file containing the Applesoft program back to an Applesoft Basic program do the following:

1. Type - EXEC (text file name.) This will load the contents of the text file (Applesoft program) into memory. While the file is being loaded a series of right brackets (]) will appear on the screen.
2. Type - SAVE (new applesoft file name) Twin City Computer Show




Report on QWIX Media Software Duplication

by Dick Marchiava

I was recently contacted by Barb Gepner of QWIX MEDIA SHOPS & DEPOTS who inquired about attending meetings as a vendor. During conversation with her I became aware that QWIX MEDIA is a software duplicating firm. I was invited on a tour.

The QWIX plant, is located in Minnetonka, covers approximately 14,000 square feet of which 6000 square feet is for production with the balance being warehousing and packaging bays.



QWIX's production floor

QWIX purchases media from various vendors in quantity (about 100,000 disks a month). All media is tested before use. The first step in the process is to move the media to the production facility where it is allowed to stabilize for 24 hours in the controlled atmosphere environment.

100% of all media is tested on one of 8 certifying machines. The certification is to a level higher than required by industry standards by 25 to 50%. From there the media is taken through a degaussing station where it is demagnetized and the disk surface is given an additional burnishing. This is a step which improves the finish on a disk surface.

The duplicating equipment is made by IXI. There is a master machine which has a hard disk drive. Software for duplication is put on the hard drive, and then is sent out to a network of 30 IXI slave duplicators a bit at a time with bit-by-bit verification. Disks are bulk loaded into the slaves and operation is automatic after that.

Quality assurance testing is the next step. After duplicating, 10% of production is tested on one of the actual computer systems which the software is intended to run on. There are several computer stations in the facility for this purpose.

The final step takes place in the packaging bays where the disks and packaging components supplied by clients are assembled.

The tour was over quickly, but I was impressed with the manner which all aspects, of software duplication have been dealt with at QWIX.

Because of the volume of purchasing and repackaging which this firm does for various computer supplies they find it possible to market advantageously at retail. This firm will be one of the vendors at future meetings.



Discount Corner

by Keith Madonna

The following businesses offer discounts to Mini'app'les members in good standing. You may be required to show your membership card in order to receive the discount. I believe we should buy from our local dealers in order to keep them in business and the money in our community. Off list means - off suggested list price, not off discounted priced items.

Mike Carlson at Hagen Office Equipment, Inc.
801 West 77¹/₂ St., Richfield., MN. Tel 866-3441
Offers Standard Discount on hardware and software.
(Discount from Mike Carlson Only)

Dan Patch Micro Systems
3804 W. Highway 13, Burnsville, MN. Tel 894-1683
Offers: 20% off list on Hardware
and 25-40% off list on Software.
New Store to the area.

House of Forms
20 No. 1st Street, Mpls., MN. Tel 332-4866
Offers: 10% Discount on there Products.

TravaComp International, Inc.
Lockbox 18106, Dept. MAK, West St. Paul, MN. 55118
Offers: 10% Discount on their Products.
Please Write for CATALOG!

First Tech
2640 Hennepin Ave. So., Mpls., MN. Tel 377-3853
Offers: Minimum of 25% off list on Software
and Minimum of 15% off list on Hardware.

First Tech
5810 Xerxes Ave. No., Brooklyn Center, MN. Tel 561-0900
Offers: Minimum of 25% off list on Software
and Minimum of 15% off list on Hardware.
New Store Location

Waterborne Environmental Laboratories
Down Town Location, Mpls., MN. Tel 339-8818
Offers: 10% off list on their Products.

Zim Computer
5717 Xerxes Ave. No., Brooklyn Center, MN. Tel 560-0336
Offers: 20% off list on Software.

Other dealers who wish to be listed should contact Keith Madonna at 474-3876.



Accessories: Key to a MaClassy Wardrobe

"Puzzle" and "Calculator" look ho-hum in MacSIGers' Apple menu

by Tom Edwards

Mike Carlson summoned the group together in the Community room at the Edina Community School facility, on this Monday, the 25th of November. This place is beginning to feel like home to the 80 or so that gather each month to explore the Macintosh with those that enjoy the MacSIG Regular Meeting.

Steve Bibus was one of the first to contribute to this evening's meeting. Actually, he was looking for contributors... a volunteer or two that would take on the assignment of assembling a program for the January MacSIG:ntu. The contributory note was continued by Dan Buchler, who was beating the bushes for volunteers too, this time to accept a commission to create some artistic expression for the cover page of the newsletter. You have an opportunity to become a micro-Picasso!

We renewed a sporadic tradition of some past meetings by going around the room with introductions and a short

description of how some are using the Mac for business or pleasure. Whether fact or fiction, the elucidated rationale behind most users at this meeting was some businessey pursuit or endeavor. Here's a sampling:

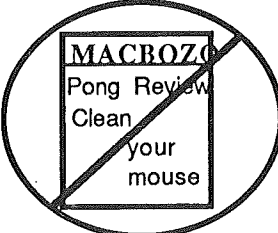
- Graphics
- 2 meg power-user
- Music
- Wordprocessing
- Thesis paper
- Overhead transparencies
- Home financing and accounting
- Databasing
- Investment tracking
- Architecture
- Hardware manufacturer
- Teaching
- Accounting
- Programming

One or two even admitted to having the Mac around just for the fun of it. Another was at the opposite end of the scale, actually making a livelihood off of the Mac. It was our local Apple representative, Rob Griggs, who came along this evening to chapparone the Limelight projector, so graciously loaned to us this night by the Regional Office of Apple. Thanks, Apple!

The Q/A's this evening held to the short and sweet side. Apple has released MacDraw 1.9, with a most noted change in the page size supported. Quests for mini-evaluation of the FileVision program brought forth an opinion that its strengths are in the visual relationship of graphic information... as a "database", it is surpassed by most any of the programs designed specifically as such. The new ImageWriter][has a new driver available to support its features. Watch for it. (Hummmm. Do you 'spose that there is any significance in the naming of the new ImageWriter product? There's a certain mystique associated with things suffixed][or //, is there not?)

The Apple 20 meg hard disk, seen at the MacFest this fall, is still not available at your dealers. Some large national accounts of Apple's have received a few, so supply is meager at the moment, but you can sign up on the waiting list if you want. The associated new finder's ability to manage the directory in a more structured manner has been welcomed by those fortunate enough to have spent some time with the device.

Some of the rumor-mongers continue to discuss the merits of the new VaporROM. Undoubtly, there appears to be a System that will be committed to ROM, with a most welcomed increase in speed and convenience for those of us that have been long suffering. Whispers of a 1 meg upgrade, and an "intelligent" interface, also echo through the halls. With Apple's January Annual Meeting, many of these whispers will be hard fact within a few weeks... and a new round of whispers can start fresh for the next leap of Mac development.




NO FLUFF!

MacTutor, the Macintosh Programming Journal.

For the few of us who already know what a computer is for.

\$24 per year US funds.
\$30 for Canada.
\$36 for Overseas.

Twelve issues per year of technical info on the Mac Toolbox, hardware, C, Assembly, Neon, Basic, Pascal and more!
A Mac Hacker's delight!



MacTutor

P.O. Box 846
Placentia, CA. 92670

Not convinced yet? Call (714) 993-9939 for a free sample.

Accessories: Key to a MacClassy Wardrobe (continued)

Our treat for this evening's program was *Paul Howe* and *Curtis Juliber* with an in-depth sampling of Desk Accessories. Both these guys know the Mac well, and had done their homework to share some of their hard work with us, with the object of making our Mac more responsive by way of Desk Accessories. From the first day that you are introduced to your Mac, you are aware of the goodies that can be called by triggering the Apple menu selection. But puzzle, control panel and calculator are just a drop in the bucket of what you can now call from this menu.

Paul says that he has committed about 110 DA's to disk, and though aware of about 70 more, knows that there are yet others that will come to light as one explores further. They range from the fun and frivolous, to the utilitarian, to the micro-application.

If you want to explore this world of DA's, start out by digging out the DA Sampler from one of the recent MacDOM's. This is not a DA itself, but an application that allows you to "sample" a DA without actually installing it in your system and re-booting. A must for experimentation!

Apple's DA/FontMover program will make your system construction task easier than messing with programmer's tools like REdit, and less likely to crash. With some minor effort, you can create systems that have DA's to help you with specific tasks on specific disks. Give it a try... ask an old Mac hand in the club for assistance if you need a guide.

DA's come in a variety of flavors: free for the tinkering, pay for it if you use it, and pay for it before you use it. Consider:

The Frivolous;

- Halloween. Like walking through a darkened haunted house. It even "scares" you with a "BOO!", and just as you fight to escape, says that your disk will be erased (but thankfully quits with just the threat).
- Screens that "Collapse" in a series of electronic slashes.
- An infestation of microbugs that nibble away the edges around dialog boxes.
- Take a break with Tic Tac Toe or another favorite game.

The Utilitarian;

- Calculators constructed for special tasks, such as financial work.
- Count the words in a text file.
- Arrange menu items alphabetically.
- Read any file, even those too long to fit in your word processor.
- Clip artwork and paste, by the piece or page.
- Check disk space, delete files, rename files, change "creators" without leaving your application.
- Let your screen "sleep" if you leave for a moment but can't get back for an hour.
- Quit one application and move to another, without detouring through the finder.

The MicroApplication;

- Create a spreadsheet or chart.
- Write notes by the ream, instead of the notepad.

- Go into a terminal program and capture or send a file on the spur of the moment.
- Print out draft hardcopy while working on something else.
- Pop a calendar to the screen, to check on when that assignment is due or reserve a time for the next MacSIG meeting.
- Check spelling as you compose, or see if there is another word that you can impress your boss with, instead of the same old humdrum vocabulary you generally use.

That's just a tiny bit of the many crazy and wonderful things that you can do in the world of DA's. Someone could easily make up a disk that had no "applications" on it, yet accomplish all sorts of productive tasks during the day and have plenty of power left to explore AMazing things for recreation breaks. A great presentation guys. Thanks, Paul and Curtis, for a very interesting and entertaining trip through the Apple menu.

Welcome to the New Year. Help make your Mini'app'les Club a bigger and better value in 1986!



Waterborne

edited by Dan Buchler

We have a Mac hardware/software developer right here in the Twin Cities. *Jeff Wattles* is the chief of Waterborne Environmental Labs (WEL.) Jeff and his staff, such as Chuck Thiesfeld, are familiar faces at our Mac SIG meetings.

WEL's new memory (upto 2 megabytes) upgrade for the MAC is a daughter board which plugs-in to the Mac's 512k mother board. The memory may be configured as contiguous with the portion of memory used for refreshing the display at top of the adress range. For you non-tech types this simply means that one can use all of memory for applications as well as for RAM disk use.

As the board is removable, there should be no conflict with the "Apple Care™" policy. Unique circuitry reduce power consumption. The upgrade will come with a Piezo fan.

(Note: Your editor would like to provide some comparison data in the February or March issue of our newsletter to aide in shopping for memory upgrades. Anyone with experience with 3rd party memory expansions, please contact the editor. I would also like to identify the advantages or disadvantages of buying memory upgardes from 3rd party manufacturers versus the memory upgrades expected to be announced by Apple in January.

This is complicated even more by that fact that both Apple and Waterborne are expected to announce SCSI hard disk controllers. Waterborne will offer their SCSI controller in conjunction with a 2 megabyte upgarde. The SCSI controller provides a standardized interface to hard disks. Theoretically, one can go out and buy one of the inexpensive hard disks currently offered for the IBM PC in the \$400 to \$600 price range and hang it on one of these controllers.)



Five Ways To Save Time On Your Mac

by Ken Kemp of



Editor's note: We brought you some of Ken's penmanship last month and will continue to do bring you extracts from this user group. Thank you Ken and Tom Arneberg, SMMN Editor.

The Macintosh is a marvelous machine, with a lot to recommend it, but there is no denying that it has its shortcomings. Surely one of the most aggravating of these, if only because it touches nearly every application, is the slowness of disk access. This not only slows down many applications, such as the new (post 2.2) versions of MacWrite, but slows down start-up and transfer from one application to another. The new 128K ROM chip, if and when it arrives, should alleviate some of this problem, since it will allow much of the now disk-based System File to be put onto a more accessible chip. Meanwhile, the hardware man's failings are the software developer's challenge. And a number of software developers, both commercial and amateur, have risen to meet the challenge. This article will discuss five ways to overcome the problem of slow disk access (without buying a hard disk, which also alleviates the problem, but at what cost!) (Since this article was planned, I received the October issue of MacWorld, which covers some of the material I had intended to cover in this article. But MacWorld did not cover the whole ground, so I decided to go ahead with my original plan.)

Way #1—Avoiding Disk Access While Using an Application.

Many applications cannot be loaded whole into memory. When they are run, only part of the application is loaded; the rest is read into memory from disk as needed. Since every disk access is somewhat slow, the result is a slower execution of the application than might otherwise be possible. Unfortunately, the part of the application that is loaded into memory is not ordinarily under the control of the user. It is determined in advance by the developer of the application with the "average user" in mind. But there is a way, at least for owners of a 512K Mac, to do something to overcome this problem. Actually, there are two ways.

The first is to set a certain portion of that extra memory aside as a functional equivalent of a disk drive, as what is called a "RAM Disk." This "disk" can then be filled with a System File, a Finder, the application or applications to be used, and whatever documents the applications will use. Once this is done, the physical disk

can be ejected. All disk access is made, not to a floppy disk, but to a reserved portion of memory, which is much faster. There is at least one public domain RAM disk available. (It goes under the name "RAMStart" and can be found in the utilities section of our software library.) There are also at least two commercial RAM disks available, one from Assimilation (the MacMemory Disk) listing at \$30; and a combination RAM disk and print spooler (see below) called MacMate, for \$40. Two significant limitations of RAM disks must be mentioned:

First, Memory is volatile. That means that if the power should go off, even for a moment, or if you should experience (no one ever causes) a system crash, your entire RAM disk, along with all of its contents would be irretrievably lost. As far as the application itself goes, this is no problem, since it was copied from a floppy disk anyway and is, of course, still there. But documents for which changes have been "saved" to a RAM disk are not really saved until they have been copied to a physical disk. That is not an insuperable problem. One can save to the RAM disk, then stick in a floppy, save to that (using "Save As..."), then eject the floppy, call up the version which was just saved to the RAM disk and continue. This is, however, a slight inconvenience.

Second, some copy-protected programs (MacPascal is an example) cannot be put onto a RAM disk. The computer treats copying to a RAM disk as equivalent to copying to another physical disk, and thus the copy-protection system prevents the transfer.

The second way to control what is in memory is to use a **disk cache**. A disk cache utility watches which parts of the application's code are most frequently read into memory. Those parts are then retained in memory, where they will be more accessible. This system has two **advantages** over a RAM disk. **First**, it does not leave one's documents vulnerable; all saves continue to be made to (floppy) disk. **Second**, it can be used with copy protected programs. It is not, however, the best alternative for all users. Since it loads into memory those parts of an application's code which are most frequently accessed, it begins to do its job only after it has been able to build up a profile of the individual user's usage pattern. It will not increase speed much on an application's first or occasional use. At least two disk cache systems are currently available from commercial developers—MacBooster, listing at \$50, and TurboCharger, listing at \$95.

Should you get a RAM disk or disk cache program? Remember that they can only be used on a 512K or larger MAC and (in a sense) turn the machine back into a smaller machine (thought not necessarily 128K; the size of the RAM disk or disk cache can be set by the user). Thus they may not be usable for applications that require a 512K machine to run in the first place. Beyond that, listen to your machine while you use your main applications. If the disk drive whirrs frequently, one of these applications could save you time.

Five Ways To Save Time On Your Mac (Continued)

Way #2: Circumventing the Desk Top.

Judging from the advertisements which Apple put out, the "desk top metaphor," the graphics-based interface which greets you every time you boot up your Mac, is, dare I say it, the apple of Apple's eye. It is also a big contributor to the Mac's being as slow as it is—setting up the desk top takes time! To see just how much, try any of three techniques designed to circumvent it.

The first way is to Set as the Startup application, the application on a given disk. Select the application, then select the "Set Startup" choice from the menu bar. When the disk is used as the startup disk, the application will be started immediately, without first setting up, then taking down, the desktop. (To undo this, make the Finder the Start-up application.)

If a single disk contains several applications so that there is no single application which will always be used from that disk, try the MiniFinder, another Apple product available on the new system file. (This is not the only way in which the new systemdisk is faster than the one which preceded it. If you don't have it, get the system file updater from the utilities section of the group software library. It will allow you to update your current system files without making you redo your fonts and desk accessories.) The minifinder allows the user to declare certain applications (and their dependent documents, though not these documents alone) as the only ones to be shown graphically on return to the Finder. (Other applications or documents can still be opened via the "Open Other" option.) Using this option can save a considerable amount of time, as long as the user does not need ready access to other Finder capabilities, such as renaming files, copying documents, etc. (If the user does find a need to use these capabilities, it is always possible to return to the Finder with a click of the mouse.) The minifinder appears not only on startup, but on return from any application. It can occur on disks which do not have a system file, and can replace the regular Finder on a RAM disk for a net savings of 43K!

The third way around the desk top is the shareware desk accessory, "SkipFinder." This desk accessory, available from the DA section of our library, quits to a dialog box rather than to the pictorial disk top. If you find this application useful, the author asks you to send him what you think it is worth. SkipFinder can be turned off at any time. (One warning about SkipFinder: What it calls "Restart," is what the rest of the Mac world calls "Shut Down.")

A fourth way around the desk top, not yet as polished as the others, but perhaps of some use to some users, is published under the unfortunate name "Boogie." This is a small (and hence weak) Finder substitute. It is available in the utilities section of the library.

Way #3: Keeping more than one application open at the same time.

Those users who use up their time switching from application to application (e.g., between MacWrite and MacPaint, or between the games that they like to play and the spreadsheet they're supposed to be constructing), may find Switcher useful. This application, which runs only on a 512K or larger Mac, allows the user to have several

⇒ 17


Up Time Wants Macintosh Programs.

VOLUME 10, NO. 9

UPTIME

THE MAGAZINE ON A DISK

UP TIME Magazine Technologies, Inc. • P.O. Box 299 • Newport, RI 02840 • 800-447-0044 • 301-851-8424



PROGRAMMERS... GET PUBLISHED!

We're Going Mac!

UP TIME is the leading monthly publication on disk in America today for the Apple II series. And you won't find a better way to publish your work than the disk! Join us as we move to Macintosh. Submit programs on 3½" disk to Paul Mello at:

UP TIME

PO Box 299

Newport, RI 02840

Or call Paul at

(401) 847-2455 / 846-4005 evenings

Ways With Word

by Dan Buchler

Last month I used some tricks with MicroSoft word to produce inbedded large letters to start the paragraph. I though somebody might be interested in how this is done. Well here's the explanation for the "L" above. Type in the text, setting margin and columns to your taste. Now Indent the first paragraph by between 0.5 to 0.7 inches, enough to allow the embedded character to fit.

ast month I used some tricks with MicroSoft word to produce inbedded large letters to start the paragraph. I though somebody might be interested in how this is done. Well here's the explanation for the "L" above.¶

Delete the first character of the paragraph:

ast month I used some tricks with MicroSoft word to produce inbedded large letters to start the paragraph. I though somebody might be interested in how this is done. Well here's the explanation for the "L" above.¶

Place a Paragraph marker (Return) in front of the fourth line (right before the "d" of done.) It may be necessary to manually right justify the 3rd and 4th lines. A method to do this is described later in this article.

ast month I used some tricks with MicroSoft word to produce inbedded large letters to start the paragraph. I though somebody might be interested in how this is done. Well here's the explanation for the "L" above.¶

Now type a large "L" followed by a Tab in front of the "d" of "done", and change the indent and left margin to zero with a tab in the ruler line at the same place as the indent in the preceding paragraph. The size of the "L" or whatever is the first character shoul be approximately 6 times the point size of the text in the paragraph. Since I use 9pt, the "L" is in 54 pt. The examples shown here are actually in 6 and 36 pt respectively. You should now have something that looks like:

ast month I used some tricks with MicroSoft word to produce inbedded large letters to start the paragraph. I though somebody might be interested in how this is done. Well here's the explanation for the "L" above.¶

ast month I used some tricks with MicroSoft word to produce inbedded large letters to start the paragraph. I though somebody might be interested in how this is done. Well here's the explanation for the "L" above.¶

Now highlight (select) the line with the big letter and Pull down Paragraph to Format (Command M.) Set the line spacing to a point size of approximately 40% of the point size of the large letter. I used .4 * 54 = 22pt. In actual fact the best spacing came out at 19pt. In these examples we have .4 * 36pt = 14.4pt. To do this simply type "14pt" in the box by Line Spacing which usually has the word "auto" in it.

ast month I used some tricks with MicroSoft word to produce inbedded large letters to start the paragraph. I though somebody might be interested in how this is done. Well here's the explanation for the "L" above.¶

You notice that the 3rd and 4th line are now too close. The algorithm is not exact. There probably is one but I

don't know what it is. Therefore, by the good old method of trial and error, change the line spacing a little bit. In this case 17pt turned out to be about perfect:

ast month I used some tricks with MicroSoft word to produce inbedded large letters to start the paragraph. I though somebody might be interested in how this is done. Well here's the explanation for the "L" above.¶

The top of the "L" will be clipped on the screen but will print OK on the LaserWriter or ImageWriter as below.

ast month I used some tricks with MicroSoft word to produce inbedded large letters to start the paragraph. I though somebody might be interested in how this is done. Well here's the explanation for the "L" above.¶

Finally, if the next line below the first four lines is to immediately follow those four lines without an extra Return (¶), then it is necessary to compensate for the extra descender leading (vertical spacing) in the large letter. This is accomplished by first inserting an extra Return (¶) at the end of this 5th line. When you do this, the line may lose its fill properties and not be right justified:

ast month I used some tricks with MicroSoft word to produce inbedded large letters to start the paragraph. I though somebody might be interested in how this is done. Well here's the explanation for the "L" above.¶

Type in the text, setting margin and columns to your taste.

One must maually fill the line by increasing the inter-word gap. This is accomplished by substituting Option-Space for spaces or adding additional spaces or Option-Spaces as needed between words.

ast month I used some tricks with MicroSoft word to produce inbedded large letters to start the paragraph. I though somebody might be interested in how this is done. Well here's the explanation for the "L" above.¶

Type in the text, setting margin and columns to your taste.¶

Notice the large vertical gap. As mentioned above, this is caused by the exrtra size of the large letter descender. The extra size of that large letter can be compensated for by changing the vertical paragraph spacing for the 5th line to a very small value of vertical "leading." The smallest allowed is 1pt, so try that value. You may have to experiment to find the optimum. Again: Command-M and fill in the Line Space box with "1pt". As for the large letter, the line will be severely clipped. At "1 pt," you can hardly see it at all on the screen, but it prints OK!

ast month I used some tricks with MicroSoft word to produce inbedded large letters to start the paragraph. I though somebody might be interested in how this is done. Well here's the explanation for the "L" above.¶

Type in the text, setting margin and columns to your taste.¶

That's all folks!



Five Ways To Save Time On Your Mac (Continued)

applications "open" at the same time. It is a matter of a mouse click to switch from MacPaint (where one has just drawn an illustration) to MacWrite (where the illustration is to be pasted into a document). This application has the same limitation of the RAM disk and disk cache systems—it makes any particular application run as it would on a smaller Mac, so that applications which require more than 128K in the first place may not run under Switcher. It also is not capable of running some applications which are not written to standard, since there can be a conflict between non-standard applications and Switcher over who is doing the memory management. I have been unable to run the text editor "Edit" under the Switcher, and the game "Iago" caused a system crash. The most recent version of the Switcher (4.4) and documentation (that for an earlier version, but still useful) are available from the utilities section of the library.

Way #4: Shutting Down with Dispatch.

Those who have secured the new system disk by now no doubt appreciate the efficiency of the "Shut Down" feature, which allows the disks ejected and the machine turned off in about five seconds. The same procedure is available from inside an application via the desk accessory "Quit," available in the DA section of the library. (To avoid any confusion on the menu bar, I am renaming my copies of the accessory "Shut Down." This can be done either with the now otherwise obsolete Desk Accessory Mover from CE Software or with any of the various Resource Editors available from the utilities section of the library.) This accessory, which resides, of course, under the apple, is even faster than Shut Down—it ejects the disk and turns the system off in three seconds flat! It achieves this speed, however, at a cost—the user is not given a chance to change his mind! No dialog box asking whether you really really REALLY want to do this; no warning that the document you are working on has not yet been saved; just a clean, fast shut down. Hence, this disk is not for the error-prone. Perhaps someone who has a good understanding of these things could modify the code on this so that instead of "Quit" we would have "Think about Quitting," which would put up some of those annoying dialog boxes before shutting down.

Way #5: Print Spoolers.

Print spoolers allow the user to continue working while the machine is printing something out. There are several weak print spoolers available in the public domain or as shareware. These are capable of printing only "text only" documents. ("Text only" documents include programs prepared by the Basic and Pascal text processors and documents saved as "text only" from MacWrite and Word.) Both are desk accessories. One, MockPrint, comes together with a text editor (Mock-Write) and a terminal emulator (MockTerminal) for \$25. The other, "Print," is, as far as I am aware, completely free. Both are in the library.

Two more powerful print spoolers are commercially available. I believe that both are capable of handling formatted text from MacWrite or Word as well as MacPaint and MacChart documents, etc. Work'n'Print, from Assimilation, lists at \$30. MacMate, which is a combination RAM disk and print spooler, is somewhat more expensive.

Word Crunchers (Continued)

the disk. There is a demo that shows how this is accomplished with and without marked files. The MAILING.LABELS program can assemble mailing labels directly from AUTOLETTER address lists. There is one problem with the AUTOLETTER program. It trashes the header of a formletter if it not left justified. Rees knows about this and it will probably be corrected in the next release.

There are several other programs on the disk associated with file manipulation. One of them converts an AppleSoft file to a text file and then another program operates on the data statements.

All in all, this set of programs is very helpful and has reduced time involved with certain functions, mostly editing. The file fixer programs are very useful, especially the screen formatting options. If you are into WPL, this is a great set of programs to study. I would recommend this program to those who use AppleWriter (ProDOS version) for word processing and AppleWorks for their database applications. This combination for MailMerging still gives the best results. [My apologies to AMP (AppleWorks Mailing Program) from IAC.]



WE Waterborne
Environmental
Laboratories

Mac Upgrades

2 Megabyte, installed	\$669.00
1.5 Megabyte	\$639.00
1 Megabyte	\$609.00
512K	\$175.00

DRAMs, 256k, 150ns

Also LISA Upgrades

Coming soon...

SCSI Hard Disk Controller
option on 2 meg board \$149.00

Waterborne Environmental Labs
(612) 339-8818



CLASSIFIED ADS

These ads are provided free to members for non-commercial use, and are limited to 10 lines. Commercial ads will be charged at 20 cents/word for members or 40 cents/word for non-members. Contact the Advertising coordinator.

DEADLINE for ads is the second Friday of the month preceding the month of publication. Ads will be repeated on request only. Also, please notify editor if item is sold. Unless otherwise noted, all items are **For Sale**.

FREE: Your classified ad here. As a member of Mini'app'les, you may run a classified ad each month for non-commercial purposes. Remember, you read it here.
Call Eric.....822-8528

Extended 80 column cards by Applied Engineering - \$85.00.
Software Plus.....560-4077

Apple II+, includes 1 Apple disk drive and controller card, 12 inch Sanyo hi res monochrome monitor, Videx Videoterm 80 column card with soft switch: \$595 or B. O. Bank Street Writer with backup copy & manual; \$30.
Hans.....825-4395

Epson MX-80 printer; \$100.
Screenwriter word processor, latest version, supports //e 80 column format, still sealed; \$45. 3 boxes 5 1/4" disks, new, \$8 each.
Eric.....822-8528

Ramworks, 64K, barely used; \$120 or make offer. Jane, with mouse, includes manual, Janewrite, Janecalc and Janelist (requires 64K Apple II+ or IIe); list \$295, sell for \$150.
Steve.....935-5775

ORDERING DOMs or MSDs

A reminder that Disks Of the Months (DOMs) are available by mail: DOMs at \$6.00 each; MacDOMs at \$9.00 each.

Send your order to:
MINI'APPLES DOM's
PO Box 796
Hopkins
MN., 55343

.....Attention DOM Sales Most DOM's and all the MSDs are available at club meetings. Because of the volume of disks distributed, they are not tested. Club members are asked to make every effort to get the DOM or MSD running. For example, occasionally the DOS on the disk will be bad, but it will catalog OK and one can run the programs. Master Create on your System master disk will fix-up the DOS. Of course, if you have a disk with bad programs, we will cheerfully replace it!

Continuing Service for Mini'app'les Members by Chuck Thiesfeld

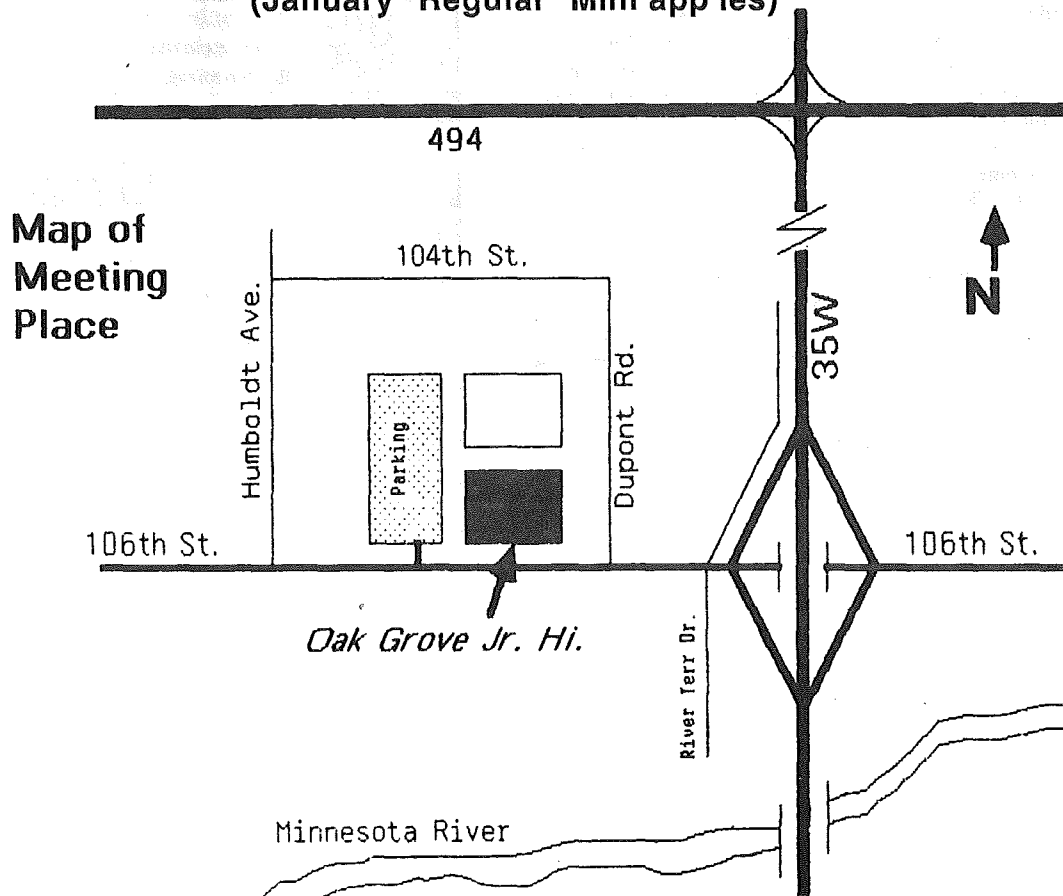
Members can order DOMs (not Mini'app'les Software or MacDOMs) using their own diskettes. Here is the procedure: Make up a package containing the following:


1. Blank diskette (or diskettes if more than one is desired).
 2. Mailer. Diskettes will be returned in same protective device used to send the diskettes, provided such will fit in the mailer.
 3. Send correct postage in stamps -- do not send money in lieu of stamps.
 4. Self-addressed return label.
 5. \$1.00 copying fee per DOM or disk.
 6. A note indicating which DOMs are desired.
- Send to:

C. Thiesfeld
8416 Xerxes Avenue S.
Bloomington, MN 55431

Please allow 60 days for delivery in USA. Incomplete packages will not be returned. DOMs 1 thru 29, except 18, EAMON #3, and 8 Pascal disks are currently available. Mini'app'les Software disks (MSD) are not available! General questions about DOMs should be addressed to Steve George.

Map of Meeting Place (January Regular Mini'app'les)





YUKON COMPUTER PRODUCTS

NEW HOURS
TUES. 12N-5PM
SAT. 12N-6PM
CALL 24HRS FOR INFO/ORDERS
(612) 593-1503

NEW ITEMS (IN STOCK)

GRAPHICS EXPANDER- SPRINGBOARD (Use with Print Shop)	\$31.95
PRINT SHOP COMPANION	32.95
PRINT SHOP #3	21.95




APPLIED ENGINEERING
"WE SET THE STANDARD"

TIMEMASTER II H.O.	\$104.95
II C SYSTEM CLOCK	72.95
VIEW MASTER 80	114.95
Z 80 PLUS	116.95
RAMWORKS II 256K	189.95
HALF HEIGHT DISK DRIVE	95.95



REASONS TO BUY FROM YUKON COMPUTER PRODUCTS

- USER FRIENDLY** - We're happy to answer questions and make you happy
 - LOCAL ACCESS** - New Hours with Large Inventory
Tues. 12N to 5PM / Sat. 12N to 6PM
1489 Fairfield Rd. South Minneapolis
Behind Luggage If Leather on the Hwy 12 Frontage
- Stop by to browse or question
We carry the latest Apple/IBM products



Mini'app'les
Box 796
Hopkins
MN 55343

Address
Correction
Requested

Bulk Rate
US Postage
Paid
Hopkins, MN
Permit 631

1 241 4-1-86
Salo, Bill
6908 - 114TH Ave North
Champlin MN 55316-2806