

\$2



mini'app'les newsletter

the minnesota apple computer users' group, inc.

July, 1995

Volume 18, Issue 7

JULY 1995

Sun	Mon	Tue	Wed	Thu	Fri	Sat
						1
2	3	4	5	7:00 6	7	8
9	7:00 10 	6:30 11 	7:00 12 	13	14	15
16	7:00 17 	7:00 18 	19	7:00 20 	21	22
23	7:00 24 	7:00 25 	26	7:00 27 	28	29
30	31	AUG 1 6:30 	2	7:00 3 	4	5



Board of Directors

Mini'app'les members welcome.
Mathews Ctr., 2318 29th Ave. S., Rm. C
Brian Bantz, 835-3696



Apple II/GS Main

Augsberg Park Library,
7100 Nicollet Ave., Richfield
"Sequential Systems: Sound Sight Card"
Tom Gates, 789-1713



ClarisWorks SIG

Southdale Library
7001 York Ave. So., Edina
"Clarisworks for Windows"
Denis Diekhoff, 920-2437



Macintosh Main

No meeting this month.
Mike Carlson, 377-6553



Filemaker Pro SIG

Southdale Library
7001 York Ave. So., Edina
Steve Wilmes, 458-1513



Fourth Dimension SIG

No meeting off for the summer.
Bob Demeules, 559-1124



Apple II Novice SIG

Ramsey County Library
2180 Hamline Ave. N.,
Roseville "Second Sight Card pt. II"
Tom Gates, 789-1713



AppleWorks SIG

Ramsey County Library
2180 Hamline Ave. N.,
Roseville
Les Anderson, 735-3953



HyperCard SIG

No meeting off for the summer.
Peter Fleck, 370-0017



Macintosh Novice SIG

Merriam Park Library
1831 Marshall Ave., St. Paul
"Open Forum"
Tom Lufkin, 698-6523



Macintosh Consultants SIG

Byerly's
3777 Park Center Blvd, St. Louis Park
Mike Carlson, 377-6553



Mac Programmers SIG

Van Cleve Park Bldg.
15th Ave. SE & Como Ave., Minneapolis
Gervaise Kimm, 379-1836



Photoshop SIG

Jacor
1410 Energy Park Drive
Suite 17, St. Paul
Eric Jacobson, 645-6264

mini'app'les

The Minnesota Apple Computer Users' Group, Inc.
P.O. Box 796, Hopkins, MN 55343

Board of Directors:

President

Brian Bantz
10532 Kell Circle
Bloomington, MN 55437-2936
835-3696

Vice-President

Nick Ludwig
3648 Harriet Ave.
Minneapolis, MN 55409-1121
824-9423

Secretary

Bob Demeules
1749 W. Medicine Lake Drive
Plymouth, MN 55441-4109
559-1124

Treasurer

Melvyn D. Magree
5925 Magnolia Ln N
Plymouth, MN 55442-2903
559-1108

Membership Director

Harry Lienke
371 Christine Ln
W. St. Paul, MN 55118-3005

Operations & Resource

Erik Knopp
1953 Midland Hills Rd.
Roseville, MN 55113-5314
636-3244

Publications Director

Steven W. Thompson
4208 Penkwe Way
Eagan, MN 55122-2726
452-4208
Or via E-mail:
Steven_Thompson@tcm.mn.org

Software Director

Owen Aaland
20804 County 10 Blvd
Zumbrota, MN 55992
Work: (507) 732-5090
Home: (507) 732-5697.

SIGs: Mac

Eric Jacobson
1410 Energy Park Drive #17
St. Paul, MN 55108-5249
645-6264

SIGs: Apple II

Les Anderson
2147 Suburban Ave.
St. Paul, MN 55119-4160

Past President

Gregory L. Carlson
8216 32nd Ave. N.
Crystal, MN 55427-2533

Introduction – This is the Newsletter of Mini'app'les, the Minnesota Apple Computer Users' Group, Inc., a Minnesota non-profit club. The whole newsletter is copyrighted © by Mini'app'les. Articles may be reproduced in other non-profit User Groups' publications except where specifically copyrighted by the author. (Permission to reproduce these articles must be given by the author.) Please include the source when reprinting.

Questions – Please direct questions to an appropriate board member. Users with technical questions should refer to the Members Helping Members section.

Dealers – Mini'app'les does not endorse specific dealers. The club promotes distribution of information which may help members identify best buys and service. The club itself does not participate in bulk purchases of media, software, hardware and publications. Members may organize such activities on behalf of other members.

Advertisers – For information, see Newsletter Ad Rates box within this issue.

Newsletter Contributions – Please send contributions directly to our Post Office, Box 796, Hopkins, MN 55343 or upload them to our BBS at 824-4394.

Deadline for material for the next newsletter is the 9th of the month. An article will be printed when space permits and, if in the opinion of the Newsletter Editor or Manager, it constitutes material suitable for publication.

Editor/Publisher: Tom Ostertag 488-9979

Newsletter Layout: John Hunkins

Mini'app'les BBS –824-4394, 24 hrs. Settings: 8-1-0. Call in with FirstClass® Client software or any text-based terminal program.

Mini'app'les Voice Mail – 229-6952

Printed by
Kinko's
3535 Hazelton Rd.
Edina, MN



The Mini'app'les Newsletter is an independent publication not affiliated, sponsored, or sanctioned by Apple Computer, Inc. or any other computer manufacturer. The opinions, statements, positions, and views herein are those of the author(s) or editor and are not intended to represent the opinions, statements, positions, or views of Apple Computer Inc., or any other computer manufacturer. Instead of placing a trademark symbol at every occurrence of a trade-marked name, we state that we are using the names only in an editorial manner, to the benefit of the trademark owner, with no intention of infringement of the trademark.

President's Report

Submitted by Brian Bantz

Already, your new officers are planning improvements to mini'app'les, its SIGs, BBS and to our meeting Projection and Display capabilities. The officers are excited and cannot wait to see how the new Telecommunications-Teleconferencing SIG starts, the first meeting is by Steve Wilmes. Nick Ludwig has been planning a new SIG for some time by seeking new space for the T-SIG. This meeting will need both excellent phone lines and good projection and audio capabilities. We also need a new SIG leader, as we would like to spread the duties throughout the Club. If you are interested in being a SIG leader or have a suggestion for a meeting room, please call Eric Jacobson (645-6264). I challenge anyone who has a modem but is not on our BBS to get started. If you have problems with your modem hookup or getting on or staying on the BBS, please call

any of the persons listed in the Newsletter for help. If you are not online, you are missing, a dynamic area of Macintosh life.

The Photoshop SIG started with a big bang. Eric Jacobson held his first meeting at the Jacor offices with over twenty attendees. As there is a mixture of experience with desktop publishing, he will try to address three levels of expertise, with the members. The first homework is to study the style tools. Other experienced volunteers will try to handle more advanced questions and problems.

My thanks to Steve, Nick and Eric for their pioneering moves.

Unfortunately, I was unable to attend my first meeting as Board President, as I attended a Bobby McFerrin/ St. Paul Chamber Orchestra concert. (The tickets were purchased before I ran for president.) It was very exciting!

I do wish to thank Bob Demeules, for his offering to give me a few

vocal impressions, with music, in an effort to get me to attend the meeting!

Nick chaired the meeting with discussions of the Golden Objectives for two years, the establishing of a Apple II committee to study the future of the Apple II area, chaired by Les Anderson, and of course the future budget. We all appreciate your comments and suggestions and solicit your efforts and suggestions.

MHC Computing

Macintosh™ Consulting
Individual & Group Training
Computer Problem Assistance

Mike Carlson

(612) 377-6553

Pager: 580-9281 • FAX: ESP-OTAK
Internet: mhccompi@maroon.tc.umn.edu

Claris®
Solutions Alliance
Member

Table of Contents

President's Report	3
Clarisworks Meeting Announcemnet	4
Amateur Eye Surgery.	5
Simply sublime—Apeiron is ambrosia.	6
PhotoShop SIG	6
June Mac eDOMs	7
A+ Home Organizer Announcement.	9
July Apple II Meetings	9
How to Download NAUG's Files from America Online.	10
AOL Modem Problem List	10
Ongoing Deals for Mini'app'les Members.	10
AppleWorks 5.0 Macros	11
Good Deals #22.	12
Election Results.	14
May AppleWorks Minutes	14
May ClarisWorks Meeting	15
May Main Mac SIG Meeting Minutes	15
A message from our new President	16
Treasurer's Report May 1995	19

Newsletter Ad Rates

1/12 page	2.25" Width x 2.5" Height	\$10
1/6 page	2.5" Width x 5" Height	\$20
1/3 page	2.5" Width x 10" Height Vert or 5.5 H	\$40
1/2 page	7.5" Width x 5" Height (save 5%)	\$60
2/3 page	5" Width x 10" Height (save 7%)	\$80
Full page	7-1/2" Width x 10" Height (save 15%)	\$120
Outside back cover	7-1/2" Width x 7-1/2" Height	\$100
Inside back cover	7-1/2" Width x 10" Height	\$120

Frequency discounts 6 months at 5%, 1 year at 15%,
Mail inquiries to: PO Box 796, Hopkins, MN, 55343
Phone inquiries to: Nick Ludwig 349-0206



Cactus Software & Communications, Inc.

"Sharp and to the point"

Documentation Services for:

Computer Software
Mechanical Systems
612 / 757-6916

Technical Manuals
Training Courses
Fax 757-4515


Members Helping Members

Need Help? Have a question the manual doesn't answer? Members Helping Members is a group of volunteers who have generously agreed to help. They are just a phone call (or e-mail) away. Please call only during appropriate times, if you are a Member, and own the software in question.

Macintosh	Key
Claris Draw	3
Claris Resolve	2
Claris Works	2,8,9
Cross-Platform File Trnsfr	6
FileMaker Pro	2
First Class	2
MacWrite Pro	2
Microsoft Excel	3,6,7
Microsoft Word	6
MYOB	7
Photoshop	4
Quicken	3
System 7	9
Word Perfect	5

If you would like to be a "Members Helping Members" volunteer, please e-mail Nick Ludwig with your name & phone number on our BBS, or leave a voice-mail message at 229-6952, or use the MultiForm mailer near the back of this issue.

AppleII	Key	AppleII GS	Key
Appleworks	1,6,9	Hypercard GS	1
Applewriter	6	Smartmoney GS	1
Publish It!	1		
To. Superfonts	1		
To. Superform	1		



1. Les Anderson	735-3953	DEW
2. Brian Bantz	835-3696	DEW
3. Mike Carlson	377-6553	D
4. Eric Jacobson	645-6264	D
5. Nick Ludwig	349-0206	E
6. Tom Ostertag	488-6713	EW
7. Ardie Predweshny	823-6713	DEW
8. Owen Strand	427-2868	D
9. Bruce Thompson	546-1088	EW

*D-days (generally 9 a.m. to 5 p.m.)
E-evenings (generally 5 p.m. to 9 p.m.)
W-weekends (generally 1 p.m. to 9 p.m.)
In any case, call at reasonable hours and ask if this is a convenient time for them. By the way, these volunteers can also be reached on our BBS! We appreciate your cooperation.*

Clarisworks Meeting Announcement

submitted by Denis Diekhoff

The August Clarisworks meeting will be held at Apple Computer Headquarters, 8400 Normandale Lake Blvd., Suite 250, in Minneapolis, above Kincaid's Restraunt. Paul Gehlen will be demonstrating Clarisworks 4.0.



Photograph taken at the Consultants SIG

Amateur Eye Surgery

by Denis A Diekhoff

When I first got my QuickCam, by Connectix, a pal of mine said there was an article in MacWeek I might enjoy, about adjusting it's focus. Well a few weeks later I found the article(s) and decided to adjust the focus on mine as it was described. I had a lot of unexpected fun doing closeups but it was a drag having to leave the thing open all the time to adjust the focus so. . . I further modified mine to make it adjustable while assembled, and here's how it was done:

As instructed, I removed the FCC ID label (a) to reveal a hole (b) through which I could use a small screwdriver (c) or paper clip to push in on one of three plastic clips (d) (which will release easier with a little side force of the tool while depressing it), and thereby begin separating the case halves. The rest of the separating process was performed by putting a large flat bladed screwdriver in the equatorial groove at various places and twisting the screwdriver, producing a muffled click.


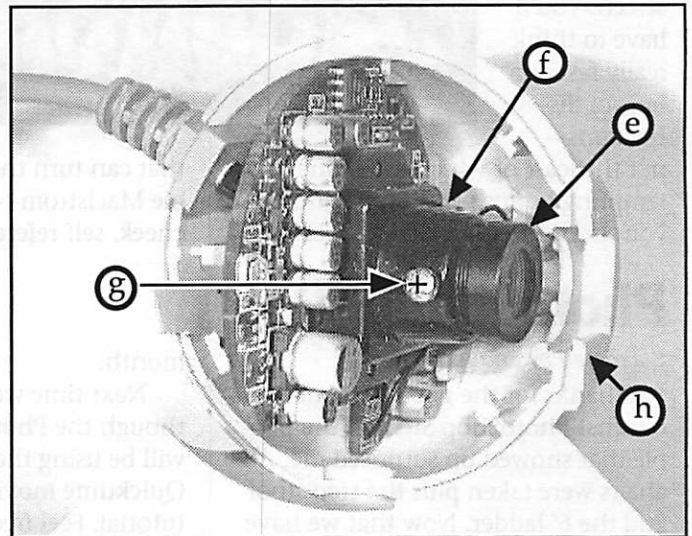
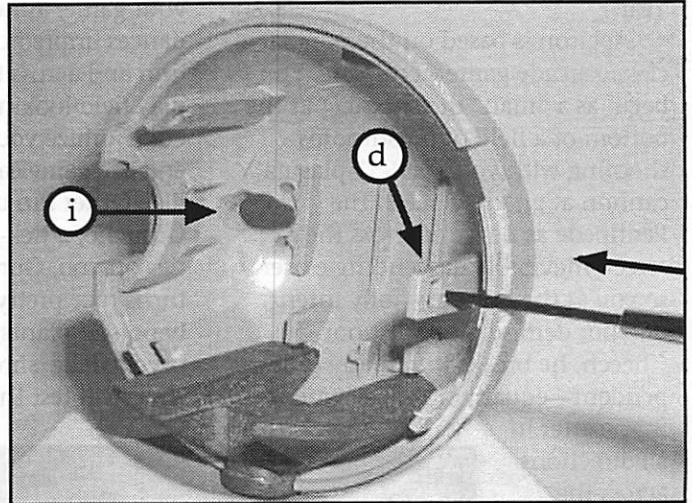
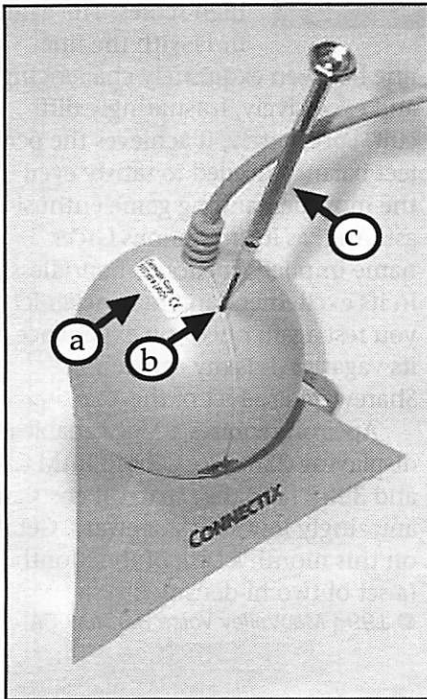
Unfortunately the plastic is soft and

much care must be exercised to avoid screwdriver tracks. Gently nurse the two halves apart, understanding that everything inside remains in the half to your right as you face the lens.

Once inside you'll find that the lens is mounted in a threaded tube (e) whose position in a threaded base (f) is secured with a small Phillips set screw (g). At this point scratch a witness mark on the threaded tube (e) and threaded base (f) so you can return to the factory setting if you choose to. I've never used these marks, but I got quite a sense of security making them, that first time I 'opened it up'. With the case open and the setscrew (g) loose, feel free to plug the "eyeball camera" in, and with the black plastic frame in front of the lens removed, screw the threaded lens tube (e) out to focus on a closer subject. With the frame removed you can screw it out to the point that the lens will focus on a subject placed at (h), however, you can only use this range while the case is apart because of the shadow the other case half casts on

the subject.

The final mod.(making the camera's focus adjustable while assembled), involves drilling and filing out an oval hole in the empty case half (i). You then thread a rubber band around the lens tube like a fan belt, and route it out the oval hole, whose location keeps the rubber band aligned on the lens tube (e). When you pull on the top part of the rubber band the camera focuses closer, etc. Call me if things turn weird. Good Luck (and Good Fun).



Simply sublime—Apeiron is ambrosia

By Tom Pitts

If you are looking for a really great diversion for Spring, you need search no further than Apeiron, a terrific new arcade-style computer game from Andrew Welch. With its latest release in a string of marvelous Mac games, Ambrosia Software, Welch's company, has yet another strong contender for Game of the Year.

Apeiron is based on the popular classic arcade game Centipede. You begin as a "man" or "shooter" at the bottom of a field of mushrooms shooting with your XQJ-37 plasma cannon at gnarly Cheech the Pentipede as he treks across the screen inevitably descending closer to you at the bottom—fully intent on your demise. As you shoot Cheech, he breaks into many independent—equally nasty—segments that scatter in all directions across the screen. You'll have to think really fast as a host of distractions—

not the least of which are numerous tempting bonus possibilities should you shoot the right things—con-

stantly draw your attention from the task at hand, er... at mouse, I should say. Lest you think you'll just concentrate really hard on wiping out the 'pede and its innumerable segments, Larry the lobster-turned-scorpion will put a little sting into your game, as he dances unpredictable into and across the play field looking to envenomize you and end the game earlier than you would like. Other fun characters include Groucho, a tick-flea that drops nasties on you, Gordon the Gecko, who turns nice pretty 'shrooms into deadly poison plants, and an occasional psychedelic 'shroom that, when shot, will test the bounds of colors

on your monitor and give you flashbacks you never dreamed possible. There's even a bizarre flying saucer

that can turn the game into a veritable Maelstrom—a little tongue-in-cheek, self-referential humor from

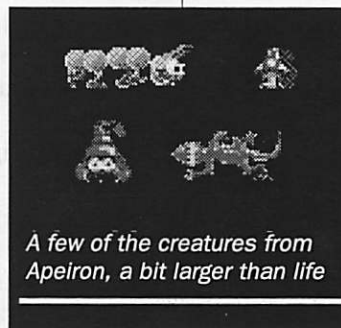
the programmer.

Apeiron is a really fine, professional-quality game. The action is terrific, the graphics outstanding, and the "feel" of the game as close to that of a real arcade game as any computer game you'll find. It is highly addictive, but you will be rewarded with some self-satisfying high scores. The game flirts with the fine


line between exquisitely challenging and excessively, frustratingly difficult. Fortunately, it achieves the perfect balance needed to satisfy even the most demanding game enthusiast. And, as its mysterious Greek name implies, Apeiron is boundless in its excitement and may never let you rest again once you experience its vagaries. It is my early choice Shareware Product of the Year.

Apeiron requires a Mac capable of displaying 256 colors, 3 MB RAM, and 3 MB hard disk space. It costs an amazingly low \$15, shareware. Get it on this month's Disk of the Month (a set of two hi-density disks).

© 1995 MacValley Voice Burbank CA



A few of the creatures from Apeiron, a bit larger than life



PhotoShop SIG

Submitted by Eric Jacobson

Thanks for the good turnout for our first PhotoShop SIG. All the people that showed up surprised me. All chairs were taken plus the step stool and the 6' ladder. Now that we have got a bit more information on what everyone is looking for I can be more organized for the next meeting. First is to have the projector hooked up so everyone can see what is going on. The June meeting is scheduled for Tuesday the 27th, same place, same time. I am going to have the July PhotoShop SIG on Wednesday the 12th, same time, same place. After that I am thinking of changing the meeting to the 2nd Tuesday of the

month.

Next time we will start going through the PhotoShop tutorial. We will be using the CD ROM which has Quicktime movies of each step in the tutorial. Feel free to get a head start on the rest of us and start looking at it. We should be able to get through the first 2 lessons. The second part of the meeting we could show some practical techniques with PS and use for questions and answers.

I have some helpful tips and techniques I'll start posting on the BBS as soon as I get them organized. Until then.....

Apple II Role Committee

By Les C. Anderson

At the June Board meeting the subject of the Apple II role came up because of the comments on the BBS over the past few months. We would like to form a committee outside of the board the brainstorm this. If you would like to be on this committee please let me know via BBS or phone me for more info, 735-3953.

June Mac eDOMs

compiled by Bruce Thompson

Mac eDOM #930 -Gold Digger

Copyright © 1995 Mini'app'les

eDOM #930 - Gold Digger: The Lost Mines™. ©1995 T&T Software.

Gold Digger is a fast-paced, multi-screen game featuring the ULTIMATE balance of STRATEGY and arcade-style ACTION!

The game runs on any Macintosh or Power Macintosh running System 6.0.3 or later, and with at least 2.5MB RAM available for color or 1.5MB RAM available for black & white. For best performance, a 68030 CPU or newer is recommended. For the best looking graphics at least 256 colors and a screen 600 X 380 or larger is recommended.

Evaluate Gold Digger for as long as you like. If you enjoy the game, order a registration code that enables all of Gold Digger's features! To order a registration code, use the built-in order form in the game.

Gold Digger contains 15 carefully designed screens. With the built-in editor, you can design your own screens. Until registered, this copy has access to 15 screens, the editor's 'Save' menu option is disabled, and this Welcome screen will appear. A registered copy of Gold Digger can save up to five games in progress.

Mac eDOM #931 -Favorites

Copyright © 1995 Mini'app'les

eDOM 931 is a list of my favorite extensions and control panels. These are things I think should be in the System software but haven't been implemented yet, at least, not in System 7.5.1, or they have improved on the operation of System 7.5.

AutoMenus Pro 1.5

What is AutoMenus Pro?

AutoMenus Pro is a control panel that makes menu use (especially those pesky hierarchical menus) much easier. It can be set so that menus will drop down when the cursor is placed in the menu heading or it can be set to drop down a menu

after a click of the mouse. Once down, a menu can be put back up automatically just by moving the mouse outside the menu or with the click of the mouse. What makes AutoMenus Pro so useful is that the menus stay down without the need to hold down the mouse button.

Once you get used to AutoMenus Pro you will wonder why Apple didn't include something like this as a standard part of the system software.

Default Folder 2.5.4

Background:

Default Folder is an extension of the idea implemented in System 7.5. Default Folder is a control panel that allows you to set up default folders for applications. Like Directory Assistance and SuperBoomerang, it also provides pop-up menus in file dialog boxes for navigating between folders and disks and for modifying settings. It also provides a "rebound" feature which reselects the last file you chose, supplies a "Get Info" command from within file dialogs, allows you to move files and folders to the trash, and offers other time-saving features.

Extension Mgr3.0+Patch

These patches add additional features to Apple's Extension Manager 3.0, as per Macworld 5/95 pg 150-151. Specifically they rename the software 3.0+ and endow it with the ability to view and control Startup Items, Shutdown Items, System folder items, Apple Menu Items, and Fonts (suitcases, TrueType, and Type 1). The PowerBook version also manages Control Strips (this will cause an error on most desktop Macs.)

Greg's Buttons 3.7.1

Greg's Buttons is a control panel that lets you customize the user interface of a Macintosh running System 7™. To use it, drop it into your "Control Panels" folder (or drop it on your "System Folder" and let the Finder put it where it belongs) and restart. Greg's Buttons requires

that your Mac supports color, so it won't work on the Plus, SE, Classic, or PowerBook 100. Every Mac with a 68020 processor or better supports color, even if it has a black and white screen. Greg's Buttons works just fine on gray-scale monitors, and although it will work on a black and white screen, the effect is much less pronounced.

Greg's Buttons is a "fat binary", containing both 680x0 and PowerPC native code for optimal performance on Macintosh and Power Macintosh computers. (The PowerPC code takes up less than 20k of disk space and isn't loaded into RAM on a 680x0 Mac, so I don't see much reason for a 680x0-only version.)

List of Features

Replaces the standard flat black and white push buttons, check boxes, and radio buttons with tasteful 3D color ones. These buttons are designed to complement the windows and scroll bars in the System 7 interface, and in particular they use the color tints that you can select in the "Color" control panel. You can choose from three styles of push buttons and four styles each of radio buttons and check boxes. There is also an option to draw the text of push buttons using an embossed style.

Substitutes a font of your choice (chosen from two versions each of Espi, Helvetica, Palatino, and Tecton) for Chicago as your system font. This font is used in menus, window titles, dialogs, and several other places throughout the Mac interface. Note that this feature changes more than just the menu font. Also note that this feature has nothing to do with the "Views" control panel, which changes the font in Finder™ windows.

Lets you select the background color of dialog boxes, menus (both the text and background colors), and Finder™ windows. Since the dialog box colorization feature is known to cause some unavoidable conflicts, there is an "Exclude Applications..."

button which lets you specify applications in which the dialog boxes should not be colorized.

If you have System 7.5, Macintosh Easy Open, or Hardware System Update 3.0 then you may have noticed that the new small icons in the Open... and Save... boxes are in color in some applications and black and white in others. When the dialog box background color feature of Greg's Buttons is turned on, these small icons will always be drawn in color (except in the excluded applications). If you want color small icons but are not partial to color dialog backgrounds, you can set the color to white.

Colorizes the mini icons in Finder™ list views (i.e., view by name, etc.). This is the smallest icon size you can select in the "Views" control panel.

Colorizes the stop sign, caution, and note alert icons.

MenuChoice 2.1

This is another extension of an idea finally implemented in System 7.5. MenuChoice is a control panel device which enables hierarchical menus under the Apple menu. With it, you can open applications, control panel devices, and documents of all kinds quickly and easily using your Apple menu.

With MenuChoice installed, every folder in your "Apple Menu Items" folder will show up as a sub-menu under the Apple menu. You can easily launch applications and open documents anywhere in the folders you create. You can also use aliases to point to folders that already exist elsewhere on your hard disk.

MenuChoice has some additional features to make your Apple menu even more powerful:

Opening folders

You can open folders as well as applications and documents. Even though a folder shows up with a sub-menu beside it, you can release the mouse while it is above the folder's name and the folder will open.

Mounting Appleshare volumes

If a volume is offline, a sub-menu will show beside it with a single disabled item "Volume Off-Line".

Releasing the mouse above the name of an Appleshare volume will cause it to auto-mount. Hard disk volumes that are off-line cannot be mounted this way.

Recent

When you select an item from a sub-menu, it is added to a list of the 20 most recent items used. This list is always available at the top of the Apple menu, as a sub-menu called "Recent."

Deeper Menus

It is convenient to put an alias of your hard disk in the Apple Menu. With it you can access any item on your disk from the Apple Menu. As you can imagine, dealing with sub-menus that go as deep as your folders can be unwieldy. For this reason, and because the Macintosh operating system is limited to 5 simultaneous menus, MenuChoice has a feature called "Deeper Menus" which lets you access menus as deep as you care to go.

Desktop

The "Desktop" feature displays a menu item called "Desktop" which can bring up a submenu containing all the items on the desktop, including all mounted volumes. This is also an easy way to access folders on a CD-ROM or floppy without having to create an alias in the Apple Menu Items folder.

Extended Features

In addition to opening items through the Apple menu, MenuChoice also provides the capability to print, duplicate, or create an alias of the item. These features, plus some others are enabled when you check Extended Features in the MenuChoice control panel. You access these features through the Apple menu, by holding down a key combination (option, command, and/or control) when you release the mouse above an item. You can choose the key combination when you click to enable Extended Features in the control panel.

Program Switcher v2.0.1

by Michael F. Kamprath

Copyright ©1995 by Michael F. Kamprath

Program Switcher is a useful little control which allows you to switch between the running programs on your System 7 or greater Mac via simple two-key keystroke. This control was inspired by Windows. "Whoah!" you say, "Why write Windows functionality for a great machine like the Macintosh?" I use Windows at work and became fond of this functionality (Well, actually, I got so use to it that I found myself doing it on my Mac). So I was inspired to write this control panel.

Shiftrash2.01

THIS VERSION DISPOSES OF FOLDERS AS WELL AS FILES (just as you'd expect, and want). Hence it is very powerful. THUS, users should observe all Surgeon General Warnings, etc., before installing this very powerful system enhancement. Install ShifTrash by dragging it to your Extensions folder, and restart. Now when you want to delete a file, hold the Shift key down when you drag it to the Trash, and POOF! The file (or folder, or lasso'd group of garbage files) vanishes. No command-key combos to learn. No menu actions. No CDEV to set up. No config files. No nothing, except trash-elimination.

Just remember to hold the Shift key down when you drag. Any files OR FOLDERS or lasso'd groups of items that are Shift-dragged to the Trash will be gone the instant you let up on the mouse. THIS IS A POWERFUL FEATURE! Use discretion and common sense when Shift-dragging. You'll soon grow to LOVE this extension. It cuts "mouse-ing around" to a minimum!

SuperClock! 4.0.4

Yeah, I know that SuperClock has been incorporated into System 7.5. But they (Apple?) left out my favorite function, the stopwatch. I found I used it more than I thought (timing downloads, on-line time,

etc.). So I disabled the 7.5 version and re-installed the shareware version. Now I have a stopwatch just a click away.

Symbionts 2.5

Symbionts is an extension that monitors the startup process. Symbionts displays the name and number of bytes of memory each system extension allocates from the system heap. The name and number appear beneath the extension's icon, and since the name is usually truncated, Symbionts also displays it in the menu bar.

Symbionts even shows the icons for those extensions that don't normally reveal themselves.

Symbionts Control is a control panel that sets the preferences for the Symbionts extension. It also allows the review of the information collected by the Symbionts extension. Additionally, the control panel is used to manage the loading of system extensions without having to dig around in the System folder.

Extension can be enabled and disabled simply by double-clicking on the extension icon and name.

Engage the caps lock key to have Symbionts pause after all extensions are loaded. A flashing caps lock icon remains at the end of the extension icon list until you release caps lock. The number under this icon is the total amount of system heap memory allocated by all system extensions.

TitlePop 2.3

TitlePop extension turns window title into a pop-up menu.

The main part of the menu shows an item for windows belonging to current program and an item for background programs. Background program windows are shown in hierarchical menus below their respective program items. You can bring any window to front, by selecting it from the menu.

TitlePop 2.3 requires system 6.0.4 or later, and has been tested in system versions 6.0.4 - 7.5 and Power Macintosh.

TitlePop 2.3 is a Freeware.

Window Juggler 1.2

Window Juggler is a simple system extension which makes it easy for you to use the keyboard to switch between all of the windows you've opened, across all the application programs you're using.

When you press the Command-Tab key, Window Juggler shows you a list with the titles of all open windows, in the order in which you most recently accessed them. The list remains visible as long as you keep holding down the Command key. Each time you press the Tab key (while still pressing Command), the next window in the list will be highlighted. To move backwards in the list, press Shift-Tab (while still pressing Command). When you finally release the Command key, Window Juggler will disappear and the selected window will be brought to the front, ready for you to work with it.

A+ Home Organizer Announcement

Submitted by Steve George

Shareware Solutions II, a general interest bi-monthly newsletter devoted to the Apple II computer, is pleased to announce that it is now the exclusive distributor of "The A+ Home Organizer."

Created by Dr. Cynthia Field, "The A+ Home Organizer" is a collection of AppleWorks GS templates designed to assist you in organizing your personal and family information. There's a credit card registry, a personal balance sheet that allows you to create a statement of net worth, several mortgage related templates that will help you through the maze of refinancing your home, a vacation planner, a template to create address labels, a template that lets you enter information about friends and family and that serves as a reminder for important dates, a medical authorization form, a home inventory worksheet, and a template that tracks the details of your finan-

cial life. All documentation is provided on disk.

Originally available through inCider/A+ Magazine for \$29.95, Shareware Solutions II is making "The A+ Home Organizer" available for only \$5. There are no additional charges for shipping and handling, and air mail delivery to anywhere in the world is included as part of the \$5 cost. Despite its low cost, "The A+ Home Organizer" is not freeware, shareware or public domain; it is professionally created commercial software for the Apple IIGS.

In order to use these templates, you MUST own AppleWorks GS.

Shareware Solutions II can accept checks or money orders, in US dollars (or drawn on a US account) and made payable to "Joe Kohn." Sorry, but no credit cards or school purchase orders can be accepted.

Joe Kohn, c/o Shareware Solutions II, 166 Alpine Street, San Rafael, CA 94901-1008, USA.

July Apple II Meetings

Submitted by Tom Gates

July Topic - Sequential Systems Second Sight VGA card.

Yes - it will be at the meeting - they're about 3 weeks behind in shipping, but should be ample time (in any case I may purchase a bunch of M&M's again :)

July Novice Meeting - If folks like - this can be Second Sight - Part 2 (is that then Quad sight?) Again, this card will be available for sale at the old May price of \$179. It will be over \$200 after 30 May 95.

How to Download NAUG's Files from America Online

by Joe Connelly

Submitted by Les Anderson

NAUG members know that they can no longer access America Online (AOL) with an Apple II Computer. However, the NAUG area is still active on this popular on-line service, although it is visited mostly by NAUG members who also own Macintosh systems.

NAUG continues to maintain its comprehensive public domain library on AOL. And once you know a few tricks, you can easily download NAUG's AppleWorks files with your Macintosh and use them on your Apple II.

What You Need

You need version 2.5.1 of AOL's Macintosh software, Apple File Exchange or PC Exchange 2.0 for the Macintosh, and an Apple IIGS computer running ShrinkIt-GS to follow the procedures I describe in this article. [Ed: ShrinkIt-GS can handle the resource and data forks the Macintosh creates in the file. Standard 8-bit ShrinkIt cannot unshrink these files.]

Apple File Exchange came with most early Macintosh computers and is available on NAUG's Macintosh Transfer Disk, which costs \$6.00

(plus \$2.00 S/H per order) from the NAUG Public Domain Library.

PC Exchange 2.0 is a system extension from Apple Computer that comes with System 7.5.

ShrinkIt-GS is available from the NAUG Public Domain Library and costs \$6.00 (plus \$2.00 S/H per order).

Step-By-Step Procedures

Follow these steps to download an Apple II file from the NAUG area:

1. Log onto AOL with your Macintosh, press -K, and enter the keyword "Software".
2. Scroll to the bottom of the

Software Center Menu and select "Apple II Software Center".

3. Click on "Open" to select "QuickFinder File Search".
4. Enter "NAUG" as the search criterion and click on "List Matching Files".
5. If the file you want appears on the list, download the file. If the file does not appear, click on "List More Files" until the files appears on the scroll-down menu. Then download the file and log off AOL.
6. Still working on your Macintosh, use Apple File Exchange or PC Exchange 2.0 to copy the file onto

AOL Modem Problem List

Submitted by Ken R. Nordlie

Here's the latest info straight from America Online regarding modems NOT compatible with AOL at 14400 baud. The following modems are known Rockwell modems which use the "Rockwell Protocol Interface" and are NOT supported by AOL software at speeds above 9600 baud:

Amquest 14.4	Aspen 14.4	Best Date 14.4
Datafax FX3 14.4	Dynalink 14.4	GVC 14.4
Icodata 14.4	Imagination FX3 14.4	Maxtech 14.4
Newcomm 14.4	Rockwell 14.4	Suprafax 14.4f
Zoltrix 14.4	Zoom 14.4	

Ongoing Deals for Mini'app'les Members

Submitted by Tom Gates

The following businesses have agreed to provide ongoing discounts to members of mini'app'les. When you contact these companies, please identify yourself as a member of mini'app'les to qualify for these discounts. For questions related to these discount offers, please contact Tom Gates - (612) 789-1713 evenings and weekends.

APC Power Protection Products

Surge Protection strips, Battery backups, line conditioners, etc. Contact Keith Kalenda at Business Security Products (612) 789-1190. 1/3 off SurgeArrest line of products 25% off BackUPS, SmartUPS and related products

MacMillan Publishing

35% discount off computer books from QUE, Sams, New Riders Publishing, Hayden and Brady. Catalogs available thru mini'app'les or by contacting Marcie at 1-800-428-5331 x3744. To place orders, contact Melissa at 1-800-428-5331 x4673 and use the mini'app'les account number #10782880. Also mention the Volume Purchase Agreement Number, VPA #629.

MacMillan Publishing produces frequent listings of new titles that have been added to their catalog.

a ProDOS disk.

If you use Apple File Exchange, make certain that "default translation" appears when you transfer the file. If it does not, de-select "AppleWorks to Microsoft Works" from the Mac to ProDOS Menu and once again transfer the file onto the ProDOS disk.

7. Launch ShrinkIt-GS on your Apple IIGS and unshrink the file. Then

use it as you would any file you downloaded with your Apple II.

Conclusion:

I certainly don't condone AOL's discontinued support for its Apple II software. But it's nice to know that you can still access NAUG's AppleWorks library without having to change to a different on-line service.

[Joe Connelly, who is NAUG's representative on America Online, has been an active NAUG supporter since its formation in 1986. Mr. Connelly is "NAUGjoec" on AOL.]

This article is from the AppleWorks Forum; March 1995; Page 21 [Certainly you may use the article, the only thing I request is that you make note of the source (NAUG) and how to join NAUG (Contact Les Anderson).]

AppleWorks 5.0 Macros

by Harry Lienke

Have you been looking for ways to save time and keystrokes while working with AppleWorks? AppleWorks 5.0 (AW5) has a raft of useful new macros which come with the program. The only work you need to do to make them available is to call Quality Computers and order AW5; once AW5 arrives and you turn the AW5 installer loose, these fantastic tools are available as the default macro set. Macros are available for managing files and for automating tasks in the spreadsheet, data base, and word processor.

File Management Macros

The File Management Macros are available whenever you are editing a file regardless of whether it is a word processor, data base, or spreadsheet file.

To ease my typing burden, I will henceforth refer to the OPEN APPLE (COMMAND on the GS) key by the abbreviation, oa. I will refer to the SOLID APPLE (OPTION on the GS) key with the mnemonic, sa. When the OPEN APPLE and SOLID APPLE keys are to be depressed at the same time, I will refer to them as ba (or BOTH APPLE). The CONTROL key will be designated by ctrl. When one or more of these keys is used in conjunction with an alphanumeric key, they will all be shown joined with dashes; for instance, the action of holding down the SOLID APPLE and CONTROL keys while the "S" key is depressed will be signified by sa-ctrl-S (actually, either an upper case "S" or a lower case "s" will do).

Utilizing the sa-A macro, you can easily add files to the current desktop from a variety of options. The active directory is shown on the top line of the display and a menu is shown on the bottom line. The menu prompts you to select a file from the active directory, to select a new directory from your list of commonly used directories (you did set the Pathnames in the Standard Settings Menu, didn't you?) and then select a file, or to start a new word processor, data base, or spreadsheet document.

The sa-Q macro moves you to the next file on the desktop; this comes in handy when you need to move data between two files. The sa-ctrl-Q macro complements the sa-Q macro; it moves you to the previous file on the desktop. These two macros allow you to move back and forth with a single key stroke. What could be easier?

Quickerpath is used to describe the ba-Q macro. This key combination takes you to that menu of your favorite directories. When you select a path from the menu, your active directory is set to that path and files are fetched from and saved to that directory until you change it again.

The sa-S 'save' macro shows you the name of the active directory on the top line of the screen and a menu on the bottom line. You can elect to save the file to the current directory, to the file's original directory, or to a directory from the QuickPath menu (your list of favorite directories again). After you have made your selection, AW5 saves the file as directed and returns

you to the file.

When you have the need to change the status of a desktop file or to get rid of a desktop file, sa-ctrl-S is handy. This macro allows you to change the status of a file to any of the four possibilities (unchanged, changed, new, saved). Normally, for instance, after you create a new file that you don't want to keep when you quit, you have to go through the questions that AW5 asks to make sure that you don't trash a file you needed. You can use this macro to change the file's status to 'saved' and avoid the browbeating. You can also dump a desktop file you no longer need without having to go back through the Main Menu.

The last File Management Macro that I'll mention here is the famous triple menu (ba-T). This macro takes you right to a menu which shows all the files that now exist on AW5's three desktops. You can select any file on any desktop from the menu and be editing that file instantly (perhaps a little longer if you don't have an accelerator). Any file on any desktop is just a few keystrokes away: what convenience!

Spreadsheet Macros

The sa-R macro provides an easy way to switch between manual and automatic recalculation modes. This macro, in effect, throws a toggle switch. If you are in manual mode and hit sa-R, it puts you in automatic mode; when you are in automatic mode, it switches you to manual mode.

(continued on page 19)

Good Deals #22

By Ken Slingsby

This is another installment in a series of articles which list good deals and press releases that have been brought to our attention via a news source established by Apple Computer Co, AppleLink. Due to the constraints of space in our newsletter and time available, the articles have been greatly condensed. This month, over 50 pages of material were condensed to the present article. All were posted in their entirety on the Club's BBS. To read the full articles, plead or beg a friend who has access to the BBS to copy it for you.

As an aid in your review of the articles, I have divided them somewhat arbitrarily into DEALS and PRESS RELEASES. The DEALS include price, dates available, and the address of the vendor. Most of the DEALS are special limited time offers with a significant price reduction. They are presented here as a service of Mini'app'les. The PRESS RELEASES are to make you aware of the new products. You may have to hunt to find a dealer that supports the product.

Mini'app'les makes no claim as to the usefulness or quality of the products offered herein. The User Group does not endorse the products and is not supporting the products. The following is not paid advertisement. There may be other products mentioned on AppleLink not appearing here. If so, that is an omission, not a refusal of the product. As in all purchases, buyer beware!

Please remember that the Good Deals bargains may be limited in quantity. The seller may not have any product in stock by the time this article is printed.

Products and names mentioned in this document are trademarks of the respective companies. Some of the following is Copyright (c) 1995, User Group Connection. All Rights Reserved. Apple-Authorized User Groups may redistribute this information to their members (or use it to recruit them) at meetings, in newsletters, by fax, or bulletin board systems.

DEALS

User Group Connection

User Group Member Purchase Program

June, 1995 Catalog

For current availability or ordering information, call (800) 350-4842.

Macintosh Performa 630

- Apple's Affordable Multimedia Machine!
- 66/33-MHz 68LC040
- Double-Speed CD-ROM Drive
- Communications & Video Slots

The Apple Macintosh Performa 630 computer is the most flexible Apple multimedia system. It is upgradable to take advantage of PowerPC technology, so it can bring you multimedia opportunities for years to come.

The Performa 630 also has advanced multimedia expansion options that offer new ways to interact with information. You can connect it to an external video source such as a VCR or camcorder to cut and paste video images. You can also add an option to connect your com-

puter to a large-screen TV for displaying presentations. And you can add an internal TV tuner to view television channels in a window on your display.

It includes many standard features like 16-bit CD stereo sound, support for Apple and third-party displays and AppleTalk networking for access to printers, electronic mail, and file sharing.

Factory Refurbished with 90-day Apple Warranty

Included: 68LC040 @ 33Mhz Motorola Processor; 8 MB RAM (expandable to 36 MB); 250 MB hard drive; double-speed internal CD-ROM drive; built-in 1.4MB floppy Apple SuperDrive; Apple standard keyboard; ADB mouse; built-in stereo speakers; microphone; ClarisWorks, At Ease and System 7.1 preinstalled.

Not included: monitor, modem or original software bundle.

\$849.00, Plus \$25.00 for shipping & handling. Available early June. Earns 3,800 points for your Group

Performa 6110CD

- Affordable PowerPC Technology!
- Run Native Applications 2 - 6

Times Faster Than a Quadra

- 16-bit Stereo Audio Input and Output
- Built-in Double Speed, Tray Loading CD-ROM

The Macintosh Performa 6110CD is the computer for families and individuals looking for a complete high-performance multimedia computer system at a great price!

Based on the 60-MHz PowerPC 601 microprocessor, the Macintosh Performa 6110CD has a built-in, floating-point math coprocessor for outstanding speed in running your applications. It comes with a 250 MB hard disk, 8 MB of RAM (expandable to 72), in addition to a built-in CD-ROM drive for access to games, clip art, and more.

Additionally, the Performa 6110CD can easily be expanded as it includes eight built-in ports and one expansion slot.

If that wasn't enough, the Performa 6110CD provides on-board high-speed Ethernet support. It also supports MS-DOS and Windows applications when using SoftWindows software (not included).

Factory Refurbished with 90-day Apple Warranty

Included: 60-MHz PowerPC 601 microprocessor with floating-point processor and 32K cache; 8MB of RAM; 250MB hard drive; built-in 1.4MB floppy Apple SuperDrive; tray loading CD-ROM drive; ADB Mouse II; Apple Design Keyboard; ClarisWorks, At Ease and System 7.5 preinstalled.

Not included: monitor; faxmodem; original software bundle.

\$1,269.00, plus \$25.00 for shipping and handling. Available early June. Earns 4,000 points for your Group.

Apple Performa Plus Display

- 14-inch RGB Monitor
- 0.29 mm Dot Pitch
- 640 x 480 Pixels

The Apple Performa Plus Display is a non-interlaced, RGB monitor which can display 256 colors.

Compatible with any Macintosh CPU, it meets the strictest international magnetic-field emissions guidelines (SWEDAC MPR 2).

Factory Refurbished with 90-day Apple Warranty

\$159.00, Plus \$25.00 for shipping and handling. Available Now! Earns 500 points for your Group

Apple Multiple Scan 15 Display

- A High-quality, Flexible, Color Viewing Solution!
- Front-Panel Digital Controls
- EnergyStar Power Conservation
- Antireflective/Antiglare Surface

The Apple Multiple Scan 15 Display is a high-quality 15-inch monitor that's perfect for everything from games to graphic design, presentations to spreadsheets. It features the state-of-the-art Flat Square screen (to minimize distortion), stereo speakers, as well as offering a host of advanced features.

For optimal viewing comfort the Apple Multiple Scan 15 Display comes with a tilt-and-swivel base that allows you to position the monitor perfectly. Its conveniently-located front-panel, digital controls let you adjust brightness, contrast,

geometry, centering, and zoom precisely. And the antireflection/antiglare surface treatment combined with a flicker-free refresh rate minimizes eyestrain.

With multiple scan technology, you can choose among several resolutions. That gives you the flexibility to adjust your display to best suit the application in which you are working. The provided mode-switching software allows you to make resolution changes without restarting.

It complies with the Environmental Protection Agency's EnergyStar guidelines for power conservation by switching into low-power mode during idle periods. It also complies fully with MPR II standards for low electrical and magnetic emissions.

Compatible with Power Mac, Quadra, Centris, Performa, Mac II and PowerBook computers.

Factory Refurbished with 90-day Apple Warranty

\$379.00, Plus \$25.00 for shipping & handling. Available early June. Earns 1,000 points for your Group

StyleWriter II

- Very Affordable
- Award-winning
- 360 dpi Ink-jet Printer

The Apple StyleWriter II printer is your most affordable path to quality printing. Weighing only 6.6 pounds, the StyleWriter II is a snap to move between locations. And its compact design will fit anywhere. It supports TrueType fonts to produce sharp text at any size. And with GrayShare software you can share it among multiple users and print in gray-scale. The 100-sheet multipurpose paper tray can handle multiple envelopes, legal size paper and overhead transparencies. Winner, Macworld magazine World Class Award, September 1994.

Factory Refurbished with 90-day Apple Warranty

\$179.00, Plus \$15.00 for shipping and handling. Available early June. Earns 500 points for your Group

Intelligent PowerBook Battery Charger/Reconditioner

What makes this charger different from other brands? Two charging methods for a safer, faster charge. The design does not drain your battery when there is no power applied to the charger. There is a unique locking system to assure electrical contact—even when charging in your car. One of the three charging modes will charge and discharge the battery automatically three times, thus cleaning out the dendrite build-up. This translates into longer run times and longer battery life. Use your A.C. adapter or the car plug which is included.

Does not work with PowerBook 100, 520, 540 or Duo batteries \$69.95, Includes FedEx shipping Available Now! Earns 100 points for your Group.

FastPace Instant Contact

- New from ATTAIN (makers of In Control)!
- Organize and Categorize All Your Contact Information
- Share Contact Files On Your Network

Get to the data you need quickly and easily with FastPace Instant Contact. Enter and store over 50,000 names with up to 2 addresses, e-mail addresses, and up to 16 pages of notes for each contact. Access detailed contact information on a single screen, or in lists that you can design. Classify, categorize, search and sort your contacts in unlimited ways to suit your particular needs. Track follow-up dates, projects, birthdays, anniversaries, and more.

A remarkable built-in, full-featured word processor can be used for all of your correspondence. Powerful mail-merge features let you create personalized letters and fax covers in a flash.

Advanced multi-user technology allows you to share mailing lists and other contact data across any Ethernet, Token Ring, or LocalTalk network. All your contact records can be updated instantly on your network. FastPace does not require a server—it's multi-user right out of the box!

Prints to Avery/Dennison labels,

as well as to Day Runner, FiloFax, DayTimer, and other organizer/planner pages. Generate sales call lists, membership lists, territory lists, and more.

\$32.95, Includes shipping and handling. Available Now! Earns 50 points for your Group

Drive7 Version 3.5

- Formats and Partitions Most Hard Drives
- Easy to Use

Election Results

Submitted by Richard H. Peterson
Election Results 4 May 1995

President

- Brian Bantz 30
- Keven Kassulker. 3
- Tom Ostertag. 1

Vice President

- Nick Ludwig 32

Secretary

- Bob Demeulues 33

Treasurer

- Mel Magree 32
- Jacque Gay. 1

Publications

- Steven Thompson 32

Software

- Owen Aaland. 32

Oper & Resource

- Erik Knopp. 32

Mac SIG

- Eric Jacobson 32

Apple SIG

- Les Anderson. 32

Membership

- Harry Lienke 30
- Pam Lienke 2
- Keven Kassulker. 1

- User Group Recommended!
Drive7 is the top-rated, award-winning formatter for fixed and removable drives. It can increase speed and performance, and help maintain the reliability of virtually any SCSI and IDE drive. Drive7 is the perfect solution for owners of multiple drives, allowing them to use one piece of software for all their storage devices.

This product is being offered at a special price (60% off the suggested retail price of \$89.95) to User Group Members only.

This new release version supports SCSI, IDE and ZIP drives!

“One of the most powerful and easy-to-use hard drive formatters... It can actually improve the speed of most hard drives.” —BMUG

(Continued on page 19)

May AppleWorks Minutes

by Les Anderson

As I pulled up to Murray Jr. High on May 25 it was hard to find a parking place. It looked as though we would have a record turnout for Harry Lienke's presentation on the new features of AppleWorks.

Actually, a school program was being held in the auditorium, but we had a good turnout anyway.

Harry had an excellent presentation on the new features of AppleWorks. He broke it down into several main categories, and did a demonstration on most of them.

General Features: These are features that apply generally.

- UltraMacros - AppleWorks includes a macro player and many built in macros. Several of us learned something about the existing macros that we had missed.
- QuickPath - This allows the used to define eight pathnames to frequently used directories.
- TripleDesktop - Allows three desktops of 12 files each.
- TripleClipboard - There is now a separate clipboard for the word processor, data base, and spreadsheet.
- File/Disk Functions - Directories and sub-directories can be created within AppleWorks, and files can be moved or copied.

Word Processor:

- Split Screen - A word processor window can be split in half so that you can see two parts of a document.

- Glossary - A user defined glossary can be set up to import information from a data base.
- Text files - Text files can now be directly imported along with regular word processor files.

Data Base:

- TotalControl - A GEM program now included in AppleWorks.
- Julian Dates - Allows calculation of days between two dates.
- Add new categories - New categories can be added without losing report formats.
- Word Processor Window - A word processor file can be set up in a category to access large quantities of text.

Spreadsheet:

- Julian Dates - Allows calculation of days between two dates.
- 3-D Function - Allows data to be imported from multiple spreadsheets.
- String/Logic Functions - Several new string and logic functions were added.

Nine O'clock rolled around so it was time for the Pie-SIG. We adjourned to Bakers Square where they promptly seated us in a corner, and then forgot about us. Finally I went up to the manager to ask if our waitress had died. Soon someone appeared and apologized for the delay and took our orders.

The AppleWorks SIG is for users of all abilities. The July meetings will be at the Ramsey County library, Hamline at County Rd. B. Hope to see you there.

May ClarisWorks Meeting

by Pamela K. Lienke
Report from ClarisWorks SIG May 2,
1995.

The meeting began with announcements from Brian Bantz and introductions of those attending for the first time. As always we began by finding out if someone had brought a problem along for us to work on. Sure enough we came up with some. The first involved translating a DOS database into ClarisWorks. Claris opened it as a spreadsheet or word processor but refused to put the information into a data base. Actually it never became a spreadsheet either. We eventually made a database by putting it in a word processing document, taking out the quotes with find/change, and replacing the commas with tabs.

That made the information fit nicely into a database. Another satisfied customer!

In the process of working on this, it was pointed out that deselecting List View from the Layout menu in the database will show one record at a time rather than all of them. Our next challenge involved making labels. We worked through how to use the preset format for Avery labels. For those of us who have not used labels, we found out that it seems to be a rather straightforward procedure. From the Layout menu select New Layout. Next click the radio button for Labels. By selecting Custom you are given a choice of many labels. All you need to know is the number of the labels you have.

Since Claris does not have a way

to preview a database before printing, we are frequently frustrated at this point. Bruce Thompson and the eDOMs to the rescue! Bruce went to the suitcase and grabbed eDOM 921 to demo a neat utility that allows those of us with Apple printers to preview before we print. Place Preview 3.0.2 in the Chooser and you may select it in place of your printer, so you can print to the screen. He sold several copies on the spot!

Still working with databases we looked at inserting records from one database into another. It wasn't a problem. The only drawback is if you have different name for the fields in the two databases. What you don't learn! I know I'll be back on the first Tuesday of June.

May Main Mac SIG Meeting Minutes

Submitted by Steve Thompson

The Main Mac SIG Meeting was held at the Apple Computer Center in Bloomington on Thursday, May 11, 1995. Members feasted on pizza, beverages, and information provided courtesy of Apple Computer. Even free copies of the June 1995 MacWorld magazine were available.

Tom Moen, Apple's Market Development Evangelist, treated members to a wide range of Mac topics. In the first 13 months since its introduction, Apple has sold over 1.6 Million PowerPCs, or twice analysts' predictions. With these numbers and record earnings, don't expect Apple Computer, Inc. to be sold or go out of business any time soon. On June 19th, Apple will introduce (has introduced) the second generation of PowerPCs. Featuring the 604 microprocessors, the Power Mac 9100 is aimed for the graphics professional market. It will also be two to four times faster than the existing PowerPCs. Lower priced consumer versions are scheduled to be released later, probably August.

Also on June 19th, the Color LaserWriter 12/600PS will be introduced. This 600x600dpi printer will be rated at 12 ppm (B/W), 3 ppm (color), and 1 ppm (transparency). It will include Color Photograde to produce near photographic color. Estimated cost for printing a color page is 15¢. No retail prices were disclosed. Apple is operating on a 14-18 month product cycle with speed improvements appearing 7-8 months following model introduction.

Tom then provided some sneak peeks into System 8 (Copland) This included Apple's vastly improved help system called Apple Guide which uses Assistants. Assistants walk you through operations for which you request help, even sometimes executing them for you. QuickTime VR gives applications a "3D" feel by stitching images or photos seamlessly together and applying a spherical filter. His QuickTime VR application of a trip to the Apple Company Store in Cupertino, CA clearly demonstrated this effect. His "virtual picking up" and rotating a

PowerBook which itself had a rotating graphics on its screen was particularly impressive. Task Manager allows you to schedule many events, such as virus checking or file backup, for automatic execution. The Find Command, which was improved in System 7.5, is even more powerful in System 8. Also, Quickdraw GX fonts don't require placement on the desktop. The voice mail and mailbox features are also improved. These are only some of the new or revised features in System 8 that were presented by Tom.

Earlier, Mary Philipsek of Apple Computer discussed Managing Apple Computers In Information Systems or MacIS. This organization addresses the needs and interest topics for individuals who manage 100 or more Macintoshes. Unfortunately, no one in the filled presentation room claimed such a responsibility. Those interested in more information can reach MacIS at (513) 398-7500 or via the Internet at macis.ops@applelink.apple.com

A message from our new President

Dear Group:

SWAP MEET

The Swap Meet is set for MAY 6 at Apache Plaza from 10-2 or so. The mall opens at 6:00 am for the walkers so there is plenty of time to set up. Tom Gates will be accepting the table reservations, **THUS FAR HE HAS SEVEN PLUS RESERVATIONS** at \$20 per table, our cost, twice for non-members and \$50 for corporations. Reserve tables by calling the voice mail at 229-6952 or leaving it on the BBS, 824-4394 for Tom Gates. Please make reservations early, so Tom may be able to plan **FOR THE CORRECT RESERVATIONS**. Stop by to help us man our recruiting table. It looks as though it is going to storm anyway! Thanks, again, to Tom for continuing his management of this meet!

MEETING ATTENDANCE

The attendance at Mac Novice, Mac Main, ClarisWorks, and hopefully, the Annual Meeting are increasing. We need to look into additional meeting sites to handle the larger groups. By publishing the topics on the BBS and in the Newsletter, new people are attending. Let us make a list for Eric Jacobson, and Les Anderson so they will have place to turn when the room is needed. By getting the meeting topics to Eric Knopp we get better publicity and attendance. Also, I need to know if there are video facilities, or if we may use them, at meeting sites. Many offers for products require showing a video. Apple has expressed interest in helping more often, please thank them when there next week. Unfortunately, I have to be at a company meeting in Dallas, and will not be able to attend. Thanks to all of the SIG leaders for their uploads of meeting topics in a timely fashion!

MEMBERSHIP RENEWALS and new Members

I APPRECIATE the new list of

Members that was Uploaded by Bob. Also, we need a list of the changes in the membership, monthly, so we can call upon those new, dropped and BBS uploaded by Bob. Also, we need a list of the changes in the membership, monthly, so we can call upon those new, dropped and BBS users who have not signed up. I have not been getting a copy. I do realize that Bob is probably giving a report to someone, please send me a copy, and to remind to publish new names in the newsletter.

NON-MEMBER LOG-ONS TO BBS

I continue to call this group. As you can tell from the names, available to all board members, some are less than desired. Also, please alert me to any negative postings so I may call the complainers, to head off trouble on other boards. Only one called person has joined, to my knowledge, but I will persist.

SOFTWARE and Book EVALUATIONS available

I am compiling a list of persons who wish to do software evaluations. Please submit your area of interests to me. Tom Gates is selecting members to evaluate books. Please submit your interests to him on the BBS or Voice Mail, if you are not a BBS user.

STRICTLY BUSINESS EXPO

I wish to thank all who attended the Expo, who promoted us, contacted people for future presenters at meetings, and who, generally gave us a greater presence. And to, our restaurant tour guide, Denis Diekhoff, who gave us a tour of his favorite two restaurants, Keys and Jerusalem's, and who chose a waitress at Keys, Karen, who owns a Performa! The food was good and the waitresses were exceptionally good and attractive. Not bad for the day. I spoke with two people from Andersen's Windows and Radius who would like to get on our schedule. In the future, I would like to have a Special meeting before the

Expo and invite one of the Keynoters to have breakfast with us and to, possibly, host a meeting. Denis and I spoke with Jim Buckley, President of Apple USA, and the opening keynoter, expressing concerns of User Groups with the influx of new members and of the calls. He expressed an interest in attending the NAUGSAW in Toronto in September, to gain a greater understanding of our problems.

FAMILY EVENTS 1.5

By now you have heard that one of our Board Members, a genealogy programmer, Mel MAGREE, has been reviewed and cited on his Family Events 1.5. by MacWorld, June 1995, Volume 12, Number 6, pp. 147. It is inexpensive shareware (\$35) available at (612)559-1108. Trace your roots! Congratulations, Mel and tolerant family!! Ask about the Shoebox method of the family tree.

FINAL COMMENTS

By now, I am either a full time Ambassador or President. Either way, I want to thank all who voted for me and for the clean contest run by my opponent, Kevin Kassulker. I wish the new board the best of luck.

Thanks to all who helped me during the past year, your assistance has been greatly appreciated! And to Georgi Isaacs, my friend and assistant, I appreciate your understanding, during all of the meetings and the pie SIGs. The members still talk of your feast at the Annual Meeting. **JACQUE PROBABLY MENTIONED THAT TO YOU TONIGHT!** And to my granddaughter, Noelle Shea Bantz, whose Spring Concert I missed tonight at Minnehaha Academy, I will watch the video with you soon. Thanks to all!

Brian Bantz

Mini'apples Handy Form

Name: _____
 Address: _____
 Company: _____
 City, State, Zip: _____
 Phone (Home): _____ (Work): _____
 Occupation: _____
 Member ID#(if applicable): _____ Expiration date: _____

New and Renewing Members –
 specify your level of support

- Individual\$25.00
- Student*\$15.00
- Sustaining.....\$40.00
- Foreign\$40.00
- Educational.....\$50.00
- Corporate.....\$100.00

*Must be a Full-time student
 of an accredited institution.

**Make Checks
 Payable to
 "Mini'apples"**

If this is a change of
 address notice, please
 affix your current mailing
 label here, or provide the
 corresponding informa-
 tion. Be sure you have
 written your new address
 on the lines above.

ID#: _____ Exp. Date: _____
 Name: _____
 Street: _____
 City, State, Zip: _____

*Yes...
 I'd like to join!*

If this is a new
 membership, or a
 renewal, please
 take a few minutes
 to fill out the
 questionnaire.

Which personal computer(s) do you use?

- Power Macintosh model(s) _____
- Macintosh model(s) _____
- Apple II model(s) _____
- Other _____

What attachments or
 peripherals do you use?

- QuickDraw printer
- PostScript printer
- Modem
- Scanner/digital camera
- Drawing tablet
- Voice mail
- MIDI
- Other _____

What are your areas of special
 interest?

- Business applications
- Household applications
- Educational applications
- Desktop Publishing
- Programming
- Networking
- Games
- Other _____

- Check if you want your name
 withheld from commercial and
 other non-club mailing lists
- Check if you are interested in
 volunteer opportunities (see
 other side)
- Check if you were referred by
 a club member. Please give
 name _____

eDom Orders

- Prices:
- 5.25" eDom: \$3.00
 - 5.25" System: \$1.00
 - 3.5" eDom: \$5.00
 - 3.5" System: \$3.00
 - Mac System 7(9 disks): \$15.00
 - GS/OS 6.0.1(6 disks): \$10.00
- (Prices include 6.5% Minnesota sales tax)


Disk size	eDom	Title or Description	Qty.	Price @	Total

Current Apple System Software

	Version	Date	Format
Apple II, II+, IIc, IIe			
Dos 3.3 System Master	n/a	09/10/85	5.25"
Apple II System Disk (128K required)	4.02	05/06/93	5.25/3.5"
ProDOS Users Disk (64K machines)	W/ProDOS 1.9	02/05/85	5.25/3.5"
Apple IIGS			
GS/OS System (6 disks)	6.0	4/92	3.5"
HyperMover(2disks)	n/a	n/a	3.5"

Total merchandise	
Double price for non-members	
Add \$1/disk shipping (\$4.00 max)	
Make checks payable to "Mini'apples"	Grand Total:

Last Fold – Seal with Tape



Attention:
 Membership Director
 Software Director

**Mini'app'les
P.O. Box 796
Hopkins, MN 55343-9905**



2nd fold

1st fold

Dear Mini'app'les
Please direct this to the:
 Membership Director
 Software Director

(continued from page 11)

When you wish to replace a cell's formula with its current value so the cell no longer changes, you should use the sa-V macro instead of typing the value. This convenient macro eliminates the possibility of entering a wrong number.

FOR SALE

Disk Drive For Sale

Submitted by Ken A. Slingsby

Conner model 1080S internal SCSI, 1 Gig hard drive. The drive has been formatted and tested on a PC, although it is compatible with a Mac with appropriate driver software such as FWB. Otherwise it hasn't been used. Asking \$350 for it.

Ken Slingsby (507) 263-3715 evenings

Position Available


Submitted by Brian D. Bantz

I talked to Knute Gilbertson of Solutronix Corporation, one of our advertisers. He mentioned that they are looking for experienced hardware technicians, who can do component-level repair on Macs. If you are interested, you can call Knute @ 943-1306 and get more info.

Macintosh for Sale

Submitted by Denis A. Diekhoff

Mac Quadra 700, 8/40, w/ Radius 19" TPD monitor (new tube '94), \$1450/BO. Denis 920-2437



An easier method of adjusting the column widths in your favorite spreadsheet is just a sa-W away. This macro allows you, if you so desire, to select columns in addition to the column in which the cursor was positioned (the columns must be adjacent). After the column selec-

(Continued from page 14)

Newsletter, Spring 1993

\$39.95, Includes shipping and handling. Available Now! Earns 50 points for your Group

Norton Utilities Version 3.1

The Norton Utilities is the worldwide standard in Macintosh utilities-the most powerful tools ever developed for protecting and recovering your data. The Norton Utilities proactively prevents trouble by alerting you when problems arise. It recovers data when disaster strikes. It even rescues data from totally trashed disks. The Norton Utilities provides a valuable collection of disk repair tools (such as Norton Disk Doctor), data recovery tools (such as UnErase), data protection tools (such as FileSaver), and productivity tools (such as Speed Disk). Plus, The Norton Utilities takes full advantage of the faster performance the new Power Macintosh offers. If you own a hard drive, Norton Utilities is the

product for you. tion, you set the column width either by entering a number plus RETURN or by using the OPEN APPLE key with the arrow keys [left arrow(s) to shrink, right arrow(s) to expand] followed by RETURN.

These default macros add many capabilities to AW5.

product for you.

\$99.95, Includes shipping and handling. Available Now! Earns 50 points for your Group

IN CONTROL For Workgroups

Keep Track of All Your Appointments, Tasks and Projects!

IN CONTROL for Workgroups lets you and your co-workers collaborate on group efforts by sharing outlines, calendars and to-do lists over networks.

Unlike group schedulers, IN CONTROL For Workgroups helps you and your team work together and resolve shared problems before it becomes necessary to schedule a meeting. It achieves this by combining a project-planning outliner, full-featured calendars and to-do list manager with the power of the network, so that you and your team can plan projects, delegate tasks, coordinate schedules, send status updates and track progress right from your desktop Mac or PowerBook. The

result: you and your co-workers spend more time working, less time meeting, and are always current on shared projects and issues.

Treasurer's Report May 1995

Profit & Loss Statement Submitted by Melvyn D. Magree

Income	
Memberships.....	\$430.00
Advertising.....	\$95.00
Software Sales.....	\$77.00
Swap Meet.....	\$145.00
Donations.....	\$12.00
Total Income.....	\$759.00
Expenses	
Gen Mbrship Mtgs/Shows (VP).....	\$100.00
Insurance.....	\$386.00
PO Box Mail Distribution.....	\$5.81
Publications/Newsletter (excl. printing) ...	\$62.88
Hardware/Resource Support.....	\$27.72
Total Expenses.....	\$582.41
Net Profit/(Loss).....	\$176.59



mini'app'les

would like to thank
our long term advertiser

SolutronixTM
CORPORATION

for supporting us!


Please remember our advertisers when buying.

If you want to advertise in this available space,
please call Nick Ludwig at 349-0206.

 mini'app'les
Box 796
Hopkins, MN 55343

ADDRESS CORRECTION REQUESTED

Non-Profit Org.
U.S. Postage
PAID
Hopkins, MN
Permit 631

 mini'app'les membership card

EXPIRE 99-12 ID NO:160
DAN B BUCHLER
2601 WOODS TRL
BURNSVILLE MN 55306